

Industrial League 2019-20

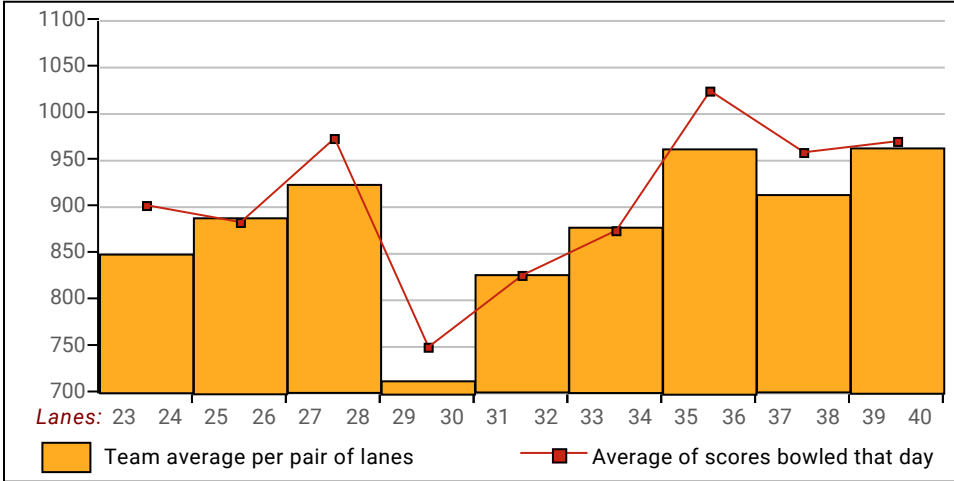
This report is for scores bowled February 24 which is Week 24 of 29

This Week's Statistics

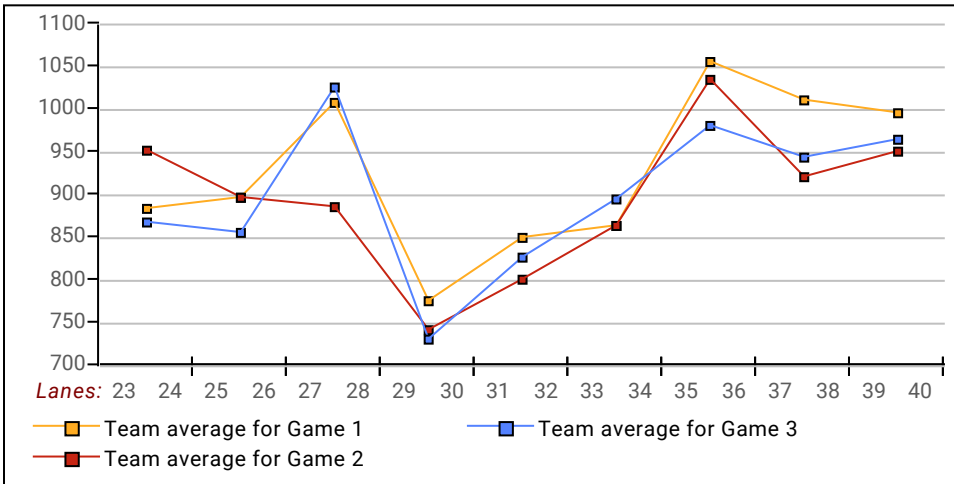
	<u>Men</u>
How many people bowled	85
Number of games bowled	255
Actual average of week's scores	182.59
How many games above average	155
How many games below average	98
Pins above/below average per game	6.17
How many people raised average	60
by this amount	0.84
How many people went down	25
by this amount	-0.63
League average before bowling	176.89
League average after bowling	177.30
Change in league average	0.41
800s	--
775s	--
750s	--
725s	--
700s	4
675s	5
650s	8
625s	2
600s	6
575s	10
550s	8
525s	8
500s	8
475s	9
450s	5
425s	4
400s	3
below 400	5
300s	--
275s	--
250s	12
225s	27
200s	47
175s	54
150s	68
125s	30
100s	12
below 100	5

This report is for scores bowled February 24 which is Week 24 of 29

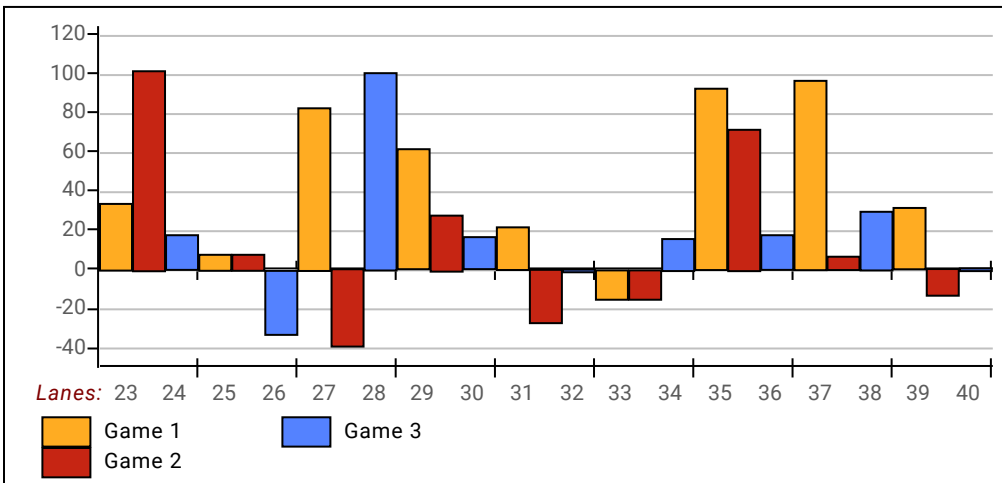
Team Average vs Ave of Scores



Average of Scores for Each Game

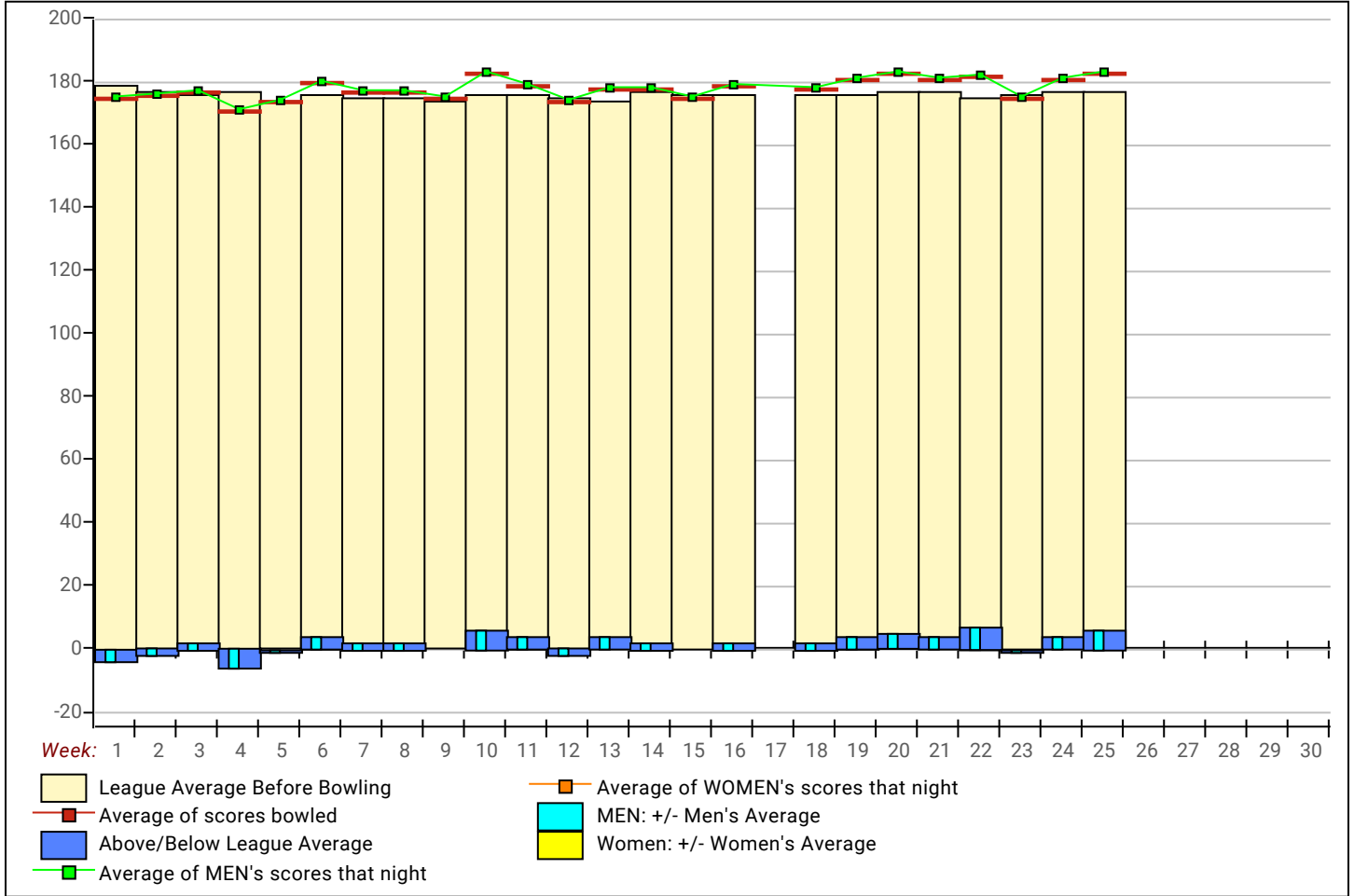


Amount Over/Under Team Average



This report is for scores bowled February 24 which is Week 24 of 29

League Average Week-by-Week



League Average Statistics for Last Week

	League	Right Hand	Left Hand	Men (Lft+Rt)	Women (Lft+Rt)
League Average Before Bowling	176.89	177.18	172.27	176.89	
Average of scores bowled that night	182.59	183.91	161.47	182.59	
New League Average After Bowling	177.30	177.65	171.76	177.30	
Change in League Average	.41	.47	-.51	.41	
People Who Bowled Over Average	60	59	1	60	
People Who Bowled Under Average	25	21	4	25	
Average Amount of Series Over Avg	41.62	41.83	29.00	41.62	
Average Amount of Series Under Avg	-36.96	-35.38	-45.25	-36.96	
Difference Avg, NiteAvg	6.17	7.19	-10.13	6.17	
Number of Bowlers	85	80	5	85	
Number of Games Bowled	255	240	15	255	
People Who Raised Their Average	60	59	1	60	
Raised By an Average of This Amount	.84	.85	.44	.84	
People Who Lowered Their Average	25	21	4	25	
Lowered By an Average of This Amou	-.63	-.61	-.74	-.63	
Number of Games Bowled Over Avera	155	150	5	155	
Number of Games Bowled Under Avera	98	88	10	98	

Note: Averages are based only on people who bowled.