

Industrial League 2019-20

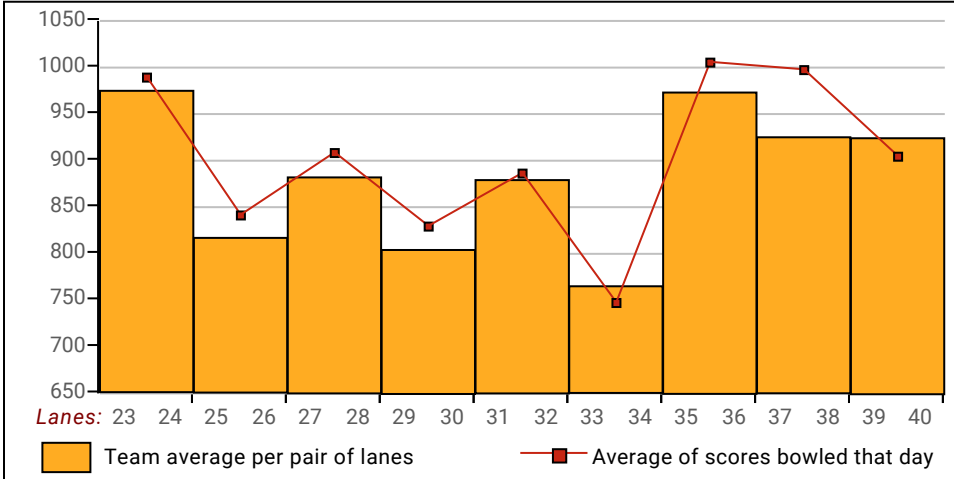
This report is for scores bowled February 17 which is Week 23 of 29

This Week's Statistics

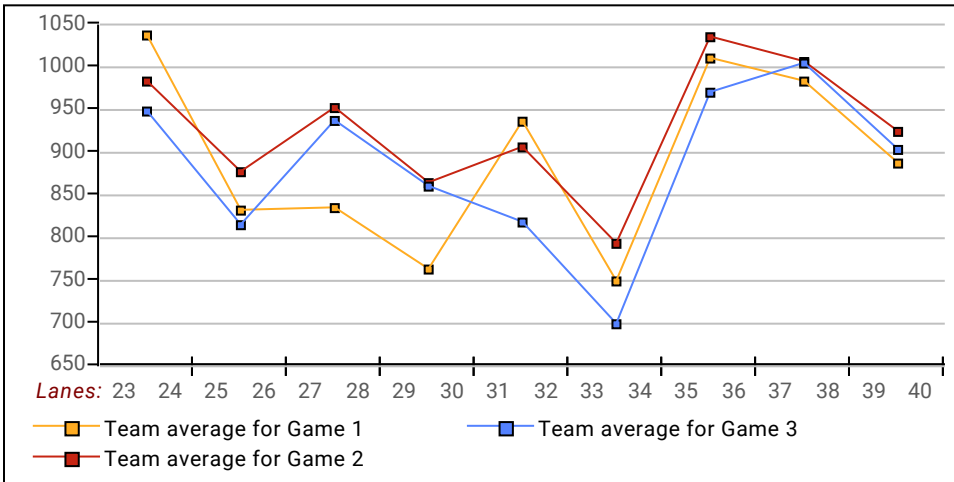
	<u>Men</u>
How many people bowled	86
Number of games bowled	256
Actual average of week's scores	180.82
How many games above average	144
How many games below average	109
Pins above/below average per game	4.20
How many people raised average	45
by this amount	1.44
How many people went down	41
by this amount	-0.61
League average before bowling	176.98
League average after bowling	177.45
Change in league average	0.46
800s	--
775s	--
750s	1
725s	--
700s	2
675s	4
650s	5
625s	6
600s	5
575s	10
550s	9
525s	7
500s	8
475s	5
450s	9
425s	4
400s	4
below 400	7
300s	--
275s	1
250s	6
225s	21
200s	55
175s	63
150s	58
125s	32
100s	17
below 100	3

This report is for scores bowled February 17 which is Week 23 of 29

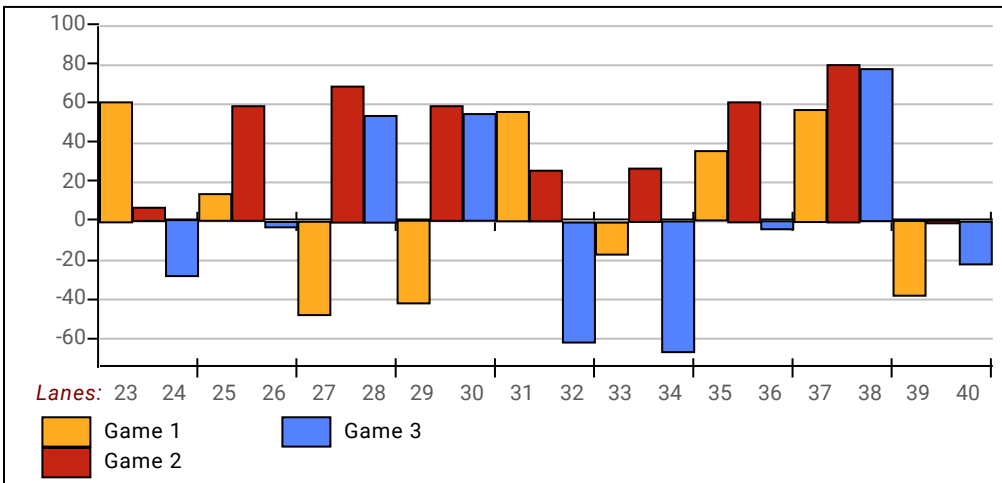
Team Average vs Ave of Scores



Average of Scores for Each Game

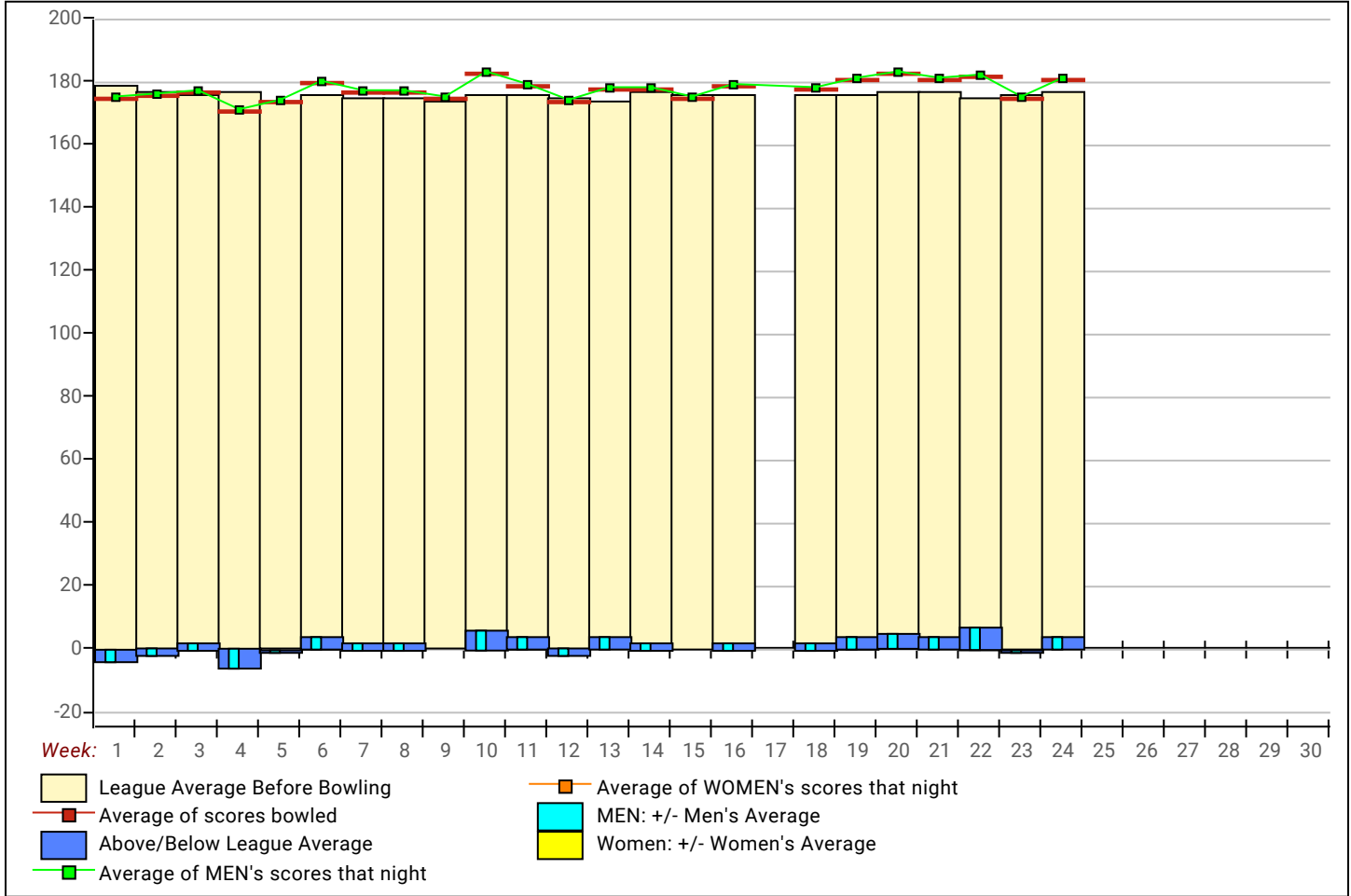


Amount Over/Under Team Average



This report is for scores bowled February 17 which is Week 23 of 29

League Average Week-by-Week



League Average Statistics for Last Week

	League	Right Hand	Left Hand	Men (Lft+Rt)	Women (Lft+Rt)
League Average Before Bowling	176.98	177.27	172.34	176.98	
Average of scores bowled that night	180.82	181.42	171.07	180.82	
New League Average After Bowling	177.45	177.77	172.27	177.45	
Change in League Average	.46	.50	-.07	.46	
People Who Bowled Over Average	45	42	3	45	
People Who Bowled Under Average	41	39	2	41	
Average Amount of Series Over Avg	55.44	58.38	14.33	55.44	
Average Amount of Series Under Avg	-27.37	-27.31	-28.50	-27.37	
Difference Avg, NiteAvg	4.20	4.51	-.93	4.20	
Number of Bowlers	86	81	5	86	
Number of Games Bowled	256	241	15	256	
People Who Raised Their Average	45	42	3	45	
Raised By an Average of This Amount	1.44	1.53	.24	1.44	
People Who Lowered Their Average	41	39	2	41	
Lowered By an Average of This Amou	-.61	-.61	-.53	-.61	
Number of Games Bowled Over Avera	144	137	7	144	
Number of Games Bowled Under Avera	109	102	7	109	

Note: Averages are based only on people who bowled.