

Industrial League 2019-20

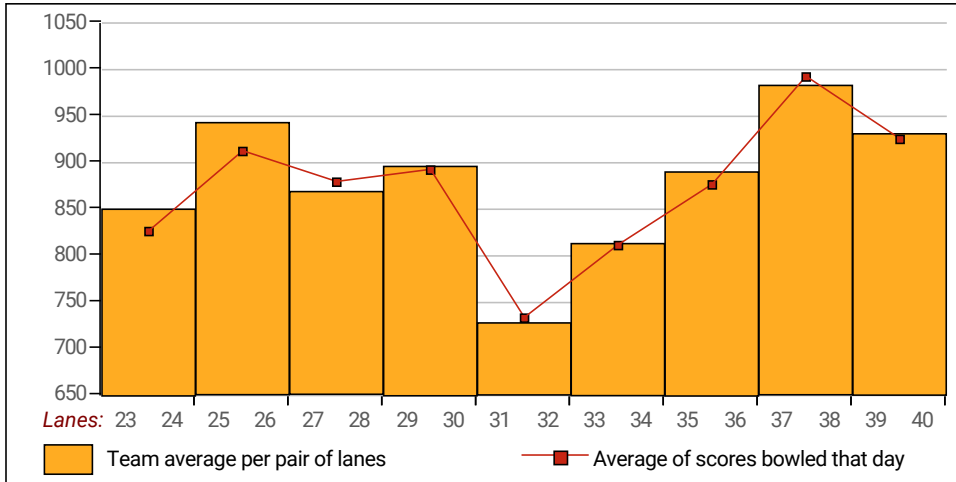
This report is for scores bowled February 10 which is Week 22 of 29

This Week's Statistics

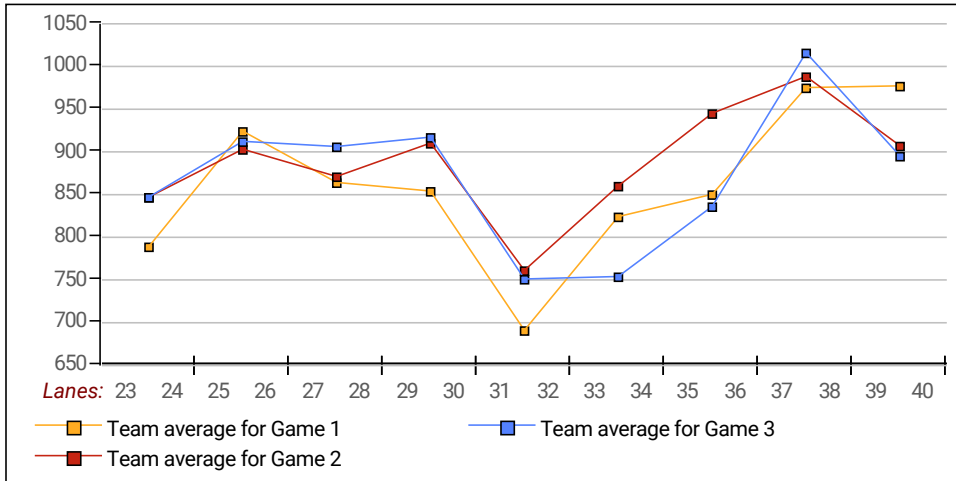
	<u>Men</u>
How many people bowled	85
Number of games bowled	255
Actual average of week's scores	175.18
How many games above average	130
How many games below average	121
Pins above/below average per game	-0.49
How many people raised average	39
by this amount	0.81
How many people went down	46
by this amount	-0.81
League average before bowling	176.14
League average after bowling	176.07
Change in league average	-0.07
800s	--
775s	--
750s	--
725s	--
700s	--
675s	1
650s	4
625s	8
600s	8
575s	7
550s	9
525s	7
500s	11
475s	7
450s	9
425s	3
400s	3
below 400	8
300s	--
275s	--
250s	2
225s	22
200s	47
175s	55
150s	71
125s	33
100s	21
below 100	4

This report is for scores bowled February 10 which is Week 22 of 29

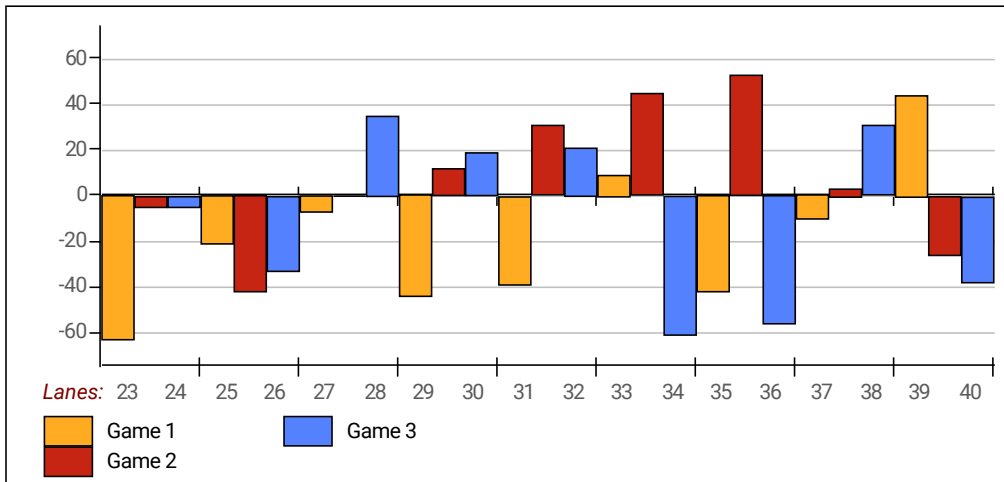
Team Average vs Ave of Scores



Average of Scores for Each Game

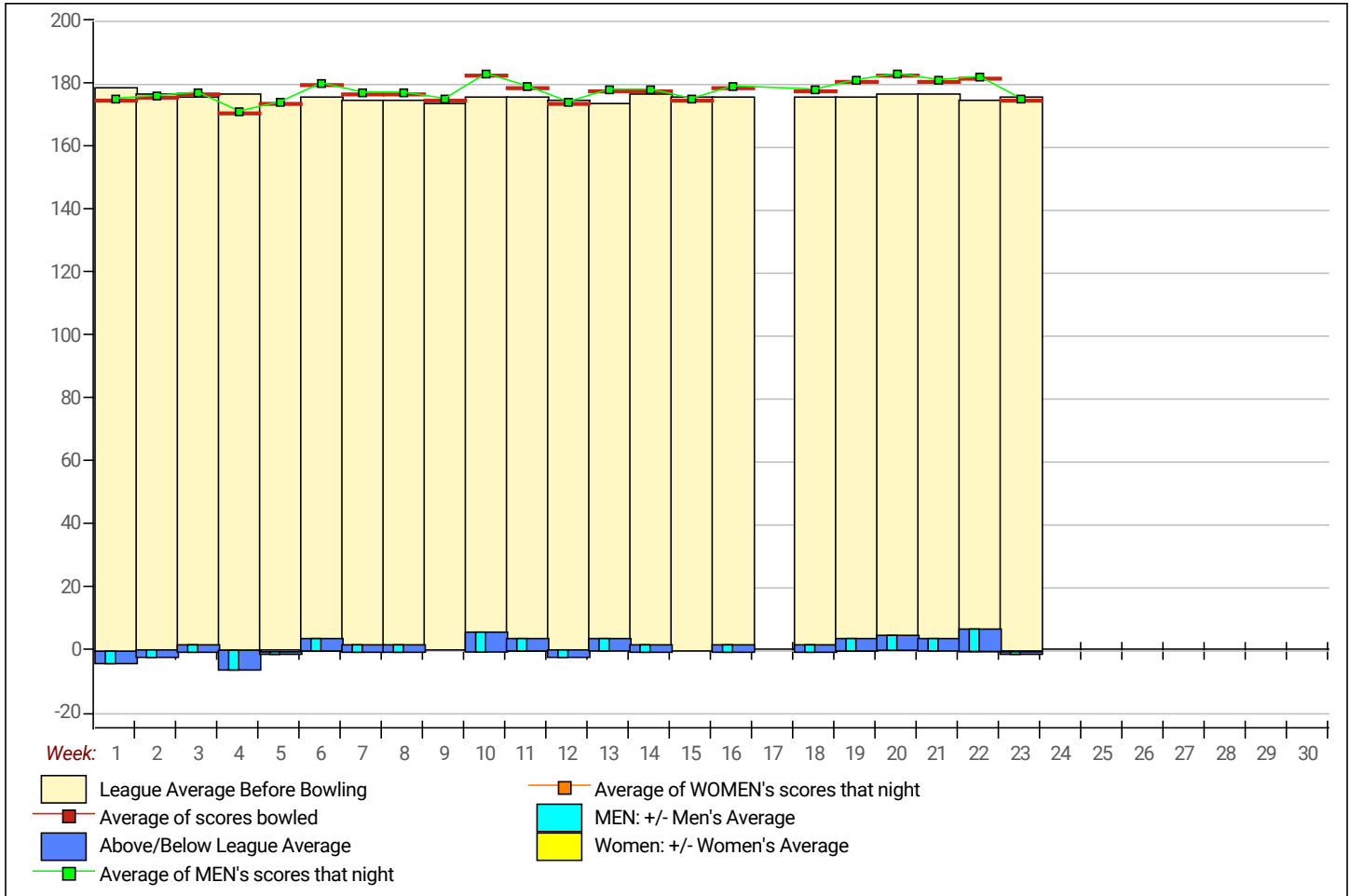


Amount Over/Under Team Average



This report is for scores bowled February 10 which is Week 22 of 29

League Average Week-by-Week



League Average Statistics for Last Week

	League	Right Hand	Left Hand	Men (Lft+Rt)	Women (Lft+Rt)
League Average Before Bowling	176.14	175.55	188.06	176.14	
Average of scores bowled that night	175.18	174.98	179.25	175.18	
New League Average After Bowling	176.07	175.50	187.60	176.07	
Change in League Average	-.07	-.05	-.46	-.07	
People Who Bowled Over Average	39	39		39	
People Who Bowled Under Average	46	42	4	46	
Average Amount of Series Over Avg	33.90	33.90		33.90	
Average Amount of Series Under Avg	-31.48	-32.12	-24.75	-31.48	
Difference Avg, NiteAvg	-.49	-.11	-8.25	-.49	
Number of Bowlers	85	81	4	85	
Number of Games Bowled	255	243	12	255	
People Who Raised Their Average	39	39		39	
Raised By an Average of This Amount	.81	.81		.81	
People Who Lowered Their Average	46	42	4	46	
Lowered By an Average of This Amount	-.81	-.84	-.46	-.81	
Number of Games Bowled Over Average	130	127	3	130	
Number of Games Bowled Under Average	121	112	9	121	

Note: Averages are based only on people who bowled.