

Industrial League 2019-20

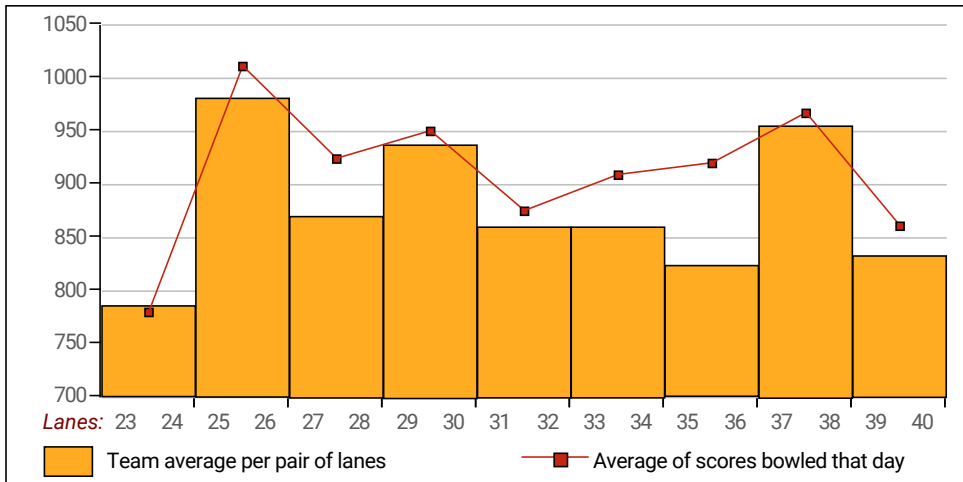
This report is for scores bowled February 3 which is Week 21 of 29

This Week's Statistics

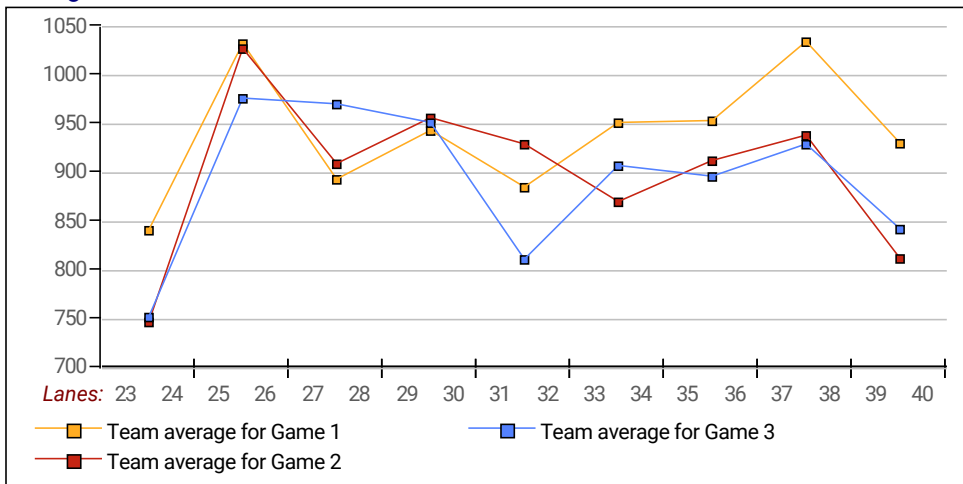
	<u>Men</u>
How many people bowled	86
Number of games bowled	258
Actual average of week's scores	182.07
How many games above average	143
How many games below average	112
Pins above/below average per game	7.73
How many people raised average by this amount	52 1.53
How many people went down by this amount	34 -0.57
League average before bowling	174.76
League average after bowling	175.46
Change in league average	0.70
800s	--
775s	--
750s	--
725s	2
700s	2
675s	4
650s	1
625s	6
600s	8
575s	15
550s	10
525s	4
500s	9
475s	6
450s	6
425s	6
400s	--
below 400	7
300s	1
275s	1
250s	6
225s	27
200s	53
175s	60
150s	60
125s	31
100s	14
below 100	5

This report is for scores bowled February 3 which is Week 21 of 29

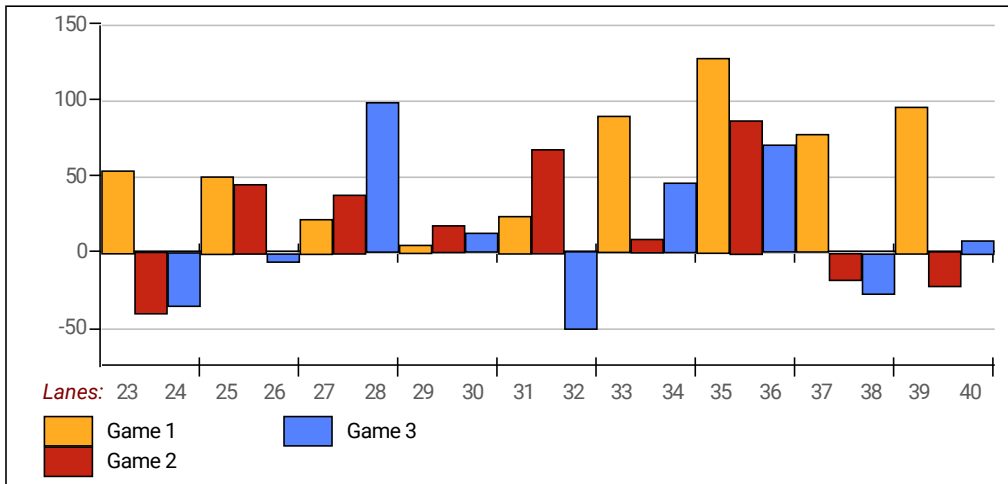
Team Average vs Ave of Scores



Average of Scores for Each Game

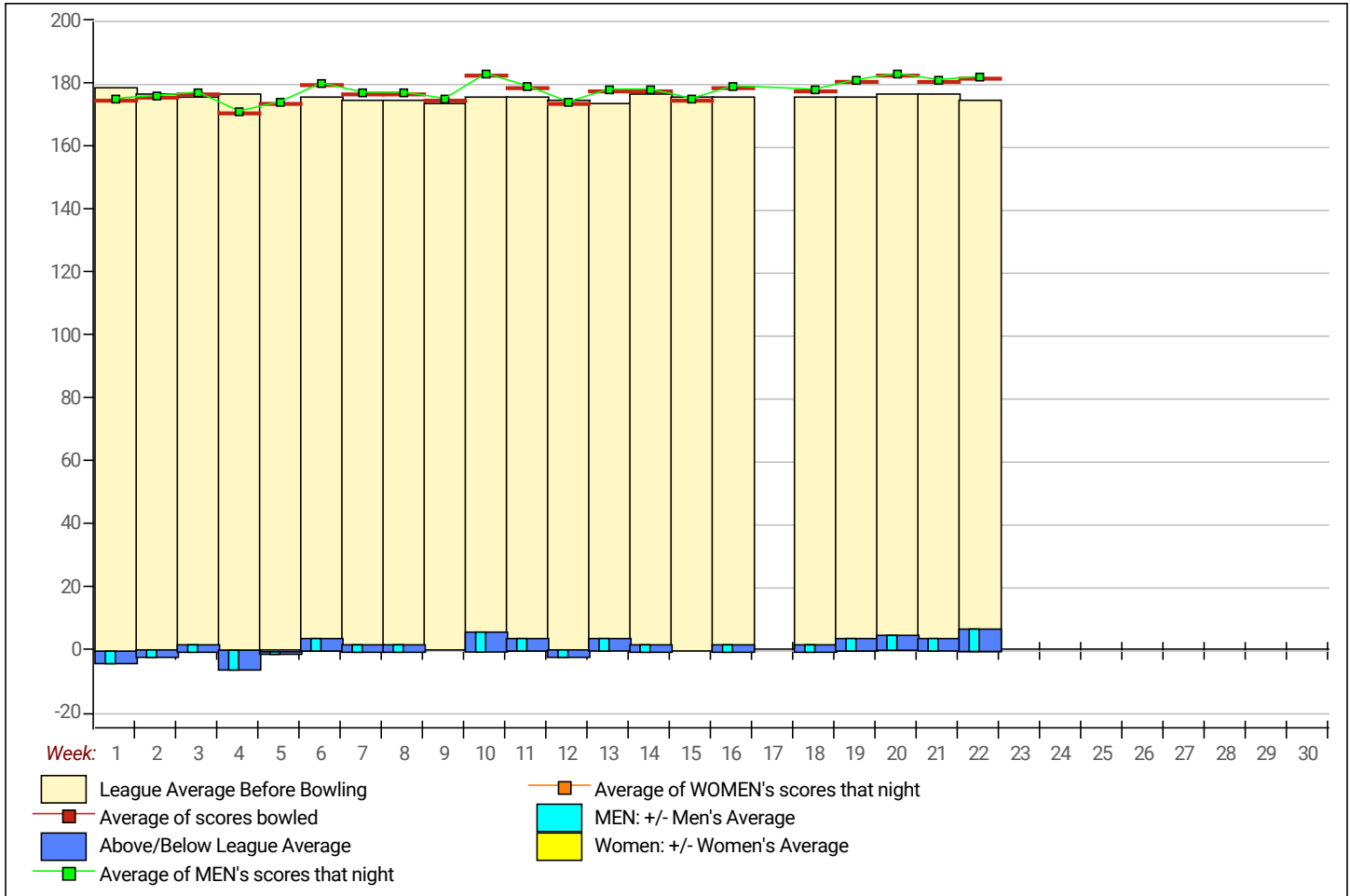


Amount Over/Under Team Average



This report is for scores bowled February 3 which is Week 21 of 29

League Average Week-by-Week



League Average Statistics for Last Week

	League	Right Hand	Left Hand	Men (Lft+Rt)	Women (Lft+Rt)
League Average Before Bowling	174.76	174.47	180.55	174.76	
Average of scores bowled that night	182.07	182.06	182.17	182.07	
New League Average After Bowling	175.46	175.20	180.68	175.46	
Change in League Average	.70	.73	.13	.70	
People Who Bowled Over Average	52	49	3	52	
People Who Bowled Under Average	34	33	1	34	
Average Amount of Series Over Avg	56.38	58.84	16.33	56.38	
Average Amount of Series Under Avg	-27.59	-27.55	-29.00	-27.59	
Difference Avg, NiteAvg	7.73	8.02	1.67	7.73	
Number of Bowlers	86	82	4	86	
Number of Games Bowled	258	246	12	258	
People Who Raised Their Average	52	49	3	52	
Raised By an Average of This Amount	1.53	1.60	.32	1.53	
People Who Lowered Their Average	34	33	1	34	
Lowered By an Average of This Amount	-.57	-.57	-.46	-.57	
Number of Games Bowled Over Average	143	138	5	143	
Number of Games Bowled Under Average	112	106	6	112	

Note: Averages are based only on people who bowled.