

# Industrial League 2019-20

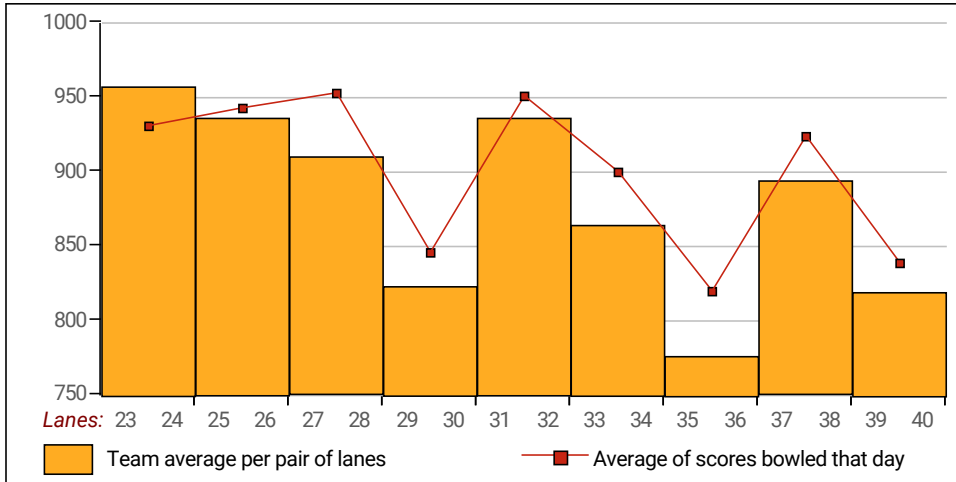
This report is for scores bowled January 27 which is Week 20 of 29

## This Week's Statistics

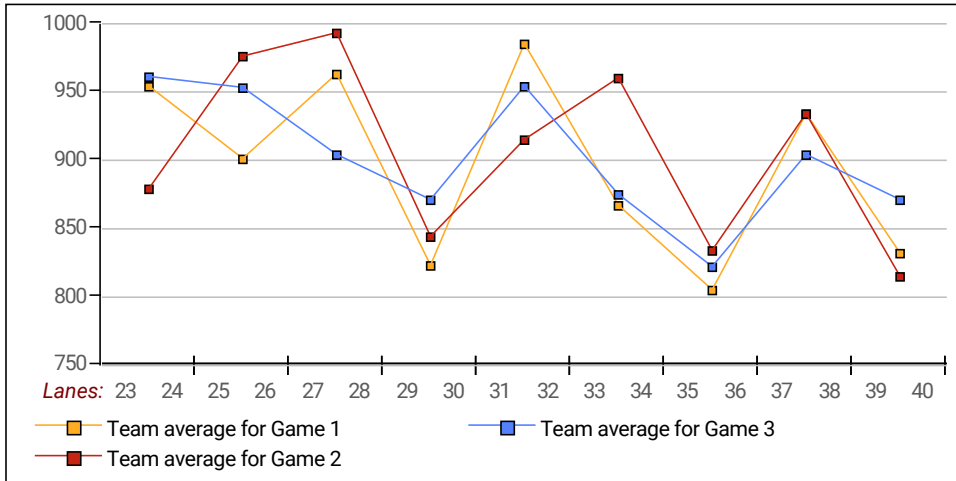
	<u>Men</u>
How many people bowled	88
Number of games bowled	263
Actual average of week's scores	180.77
How many games above average	143
How many games below average	119
Pins above/below average per game	4.45
How many people raised average	50
by this amount	0.93
How many people went down	37
by this amount	-1.85
League average before bowling	176.87
League average after bowling	176.63
Change in league average	-0.25
800s	--
775s	--
750s	--
725s	1
700s	1
675s	--
650s	7
625s	9
600s	7
575s	14
550s	9
525s	4
500s	7
475s	9
450s	9
425s	1
400s	4
below 400	6
300s	--
275s	1
250s	6
225s	23
200s	51
175s	72
150s	64
125s	27
100s	15
below 100	4

This report is for scores bowled January 27 which is Week 20 of 29

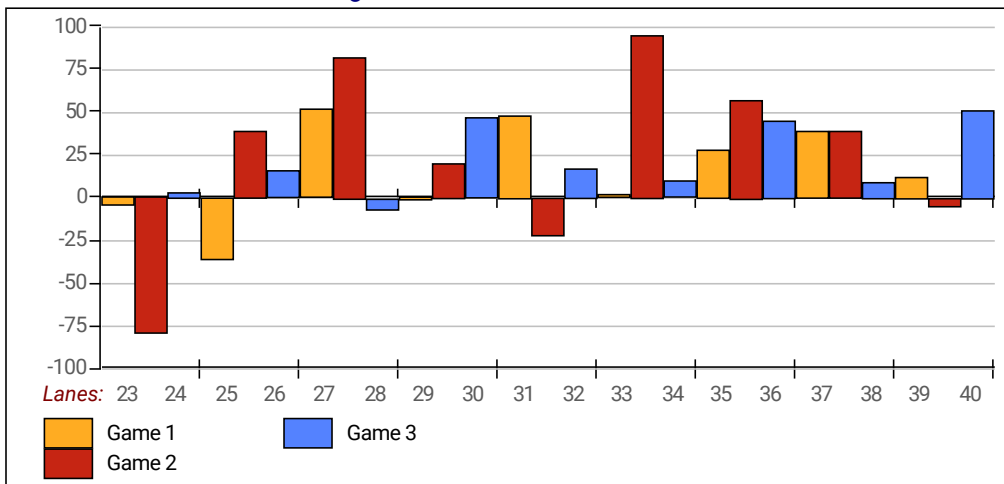
**Team Average vs Ave of Scores**



**Average of Scores for Each Game**

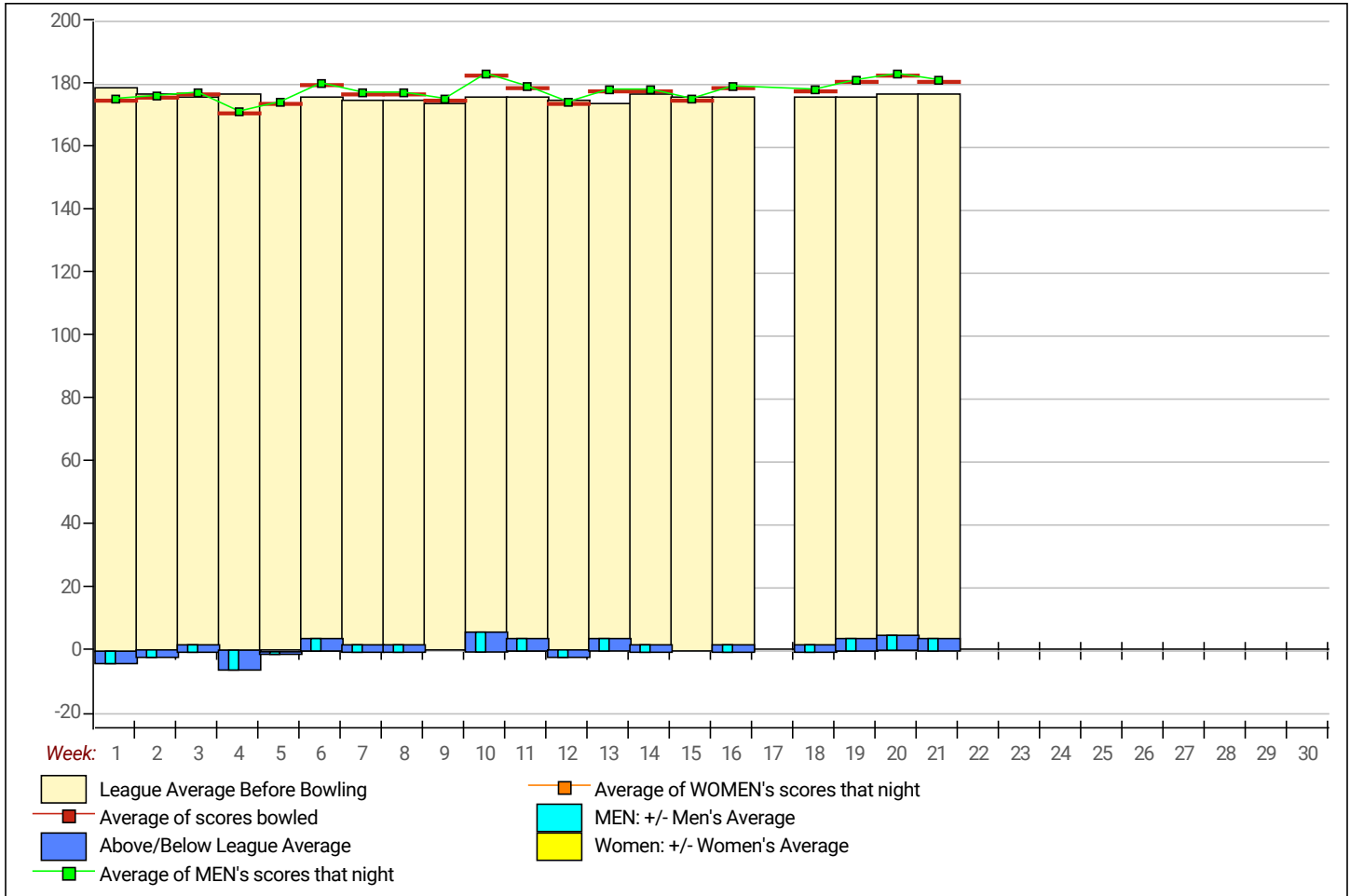


**Amount Over/Under Team Average**



This report is for scores bowled January 27 which is Week 20 of 29

**League Average Week-by-Week**



**League Average Statistics for Last Week**

	League	Right Hand	Left Hand	Men (Lft+Rt)	Women (Lft+Rt)
League Average Before Bowling	176.87	177.34	167.09	176.87	
Average of scores bowled that night	180.77	181.06	174.67	180.77	
New League Average After Bowling	176.63	177.06	167.50	176.63	
Change in League Average	-.25	-.28	.41	-.25	
People Who Bowled Over Average	50	47	3	50	
People Who Bowled Under Average	37	36	1	37	
Average Amount of Series Over Avg	49.04	49.47	42.33	49.04	
Average Amount of Series Under Avg	-29.95	-29.89	-32.00	-29.95	
Difference Avg, NiteAvg	4.45	4.28	7.92	4.45	
Number of Bowlers	88	84	4	88	
Number of Games Bowled	263	251	12	263	
People Who Raised Their Average	50	47	3	50	
Raised By an Average of This Amount	.93	.94	.77	.93	
People Who Lowered Their Average	37	36	1	37	
Lowered By an Average of This Amount	-1.85	-1.88	-.67	-1.85	
Number of Games Bowled Over Average	143	134	9	143	
Number of Games Bowled Under Average	119	116	3	119	

**Note: Averages are based only on people who bowled.**