

Industrial League 2019-20

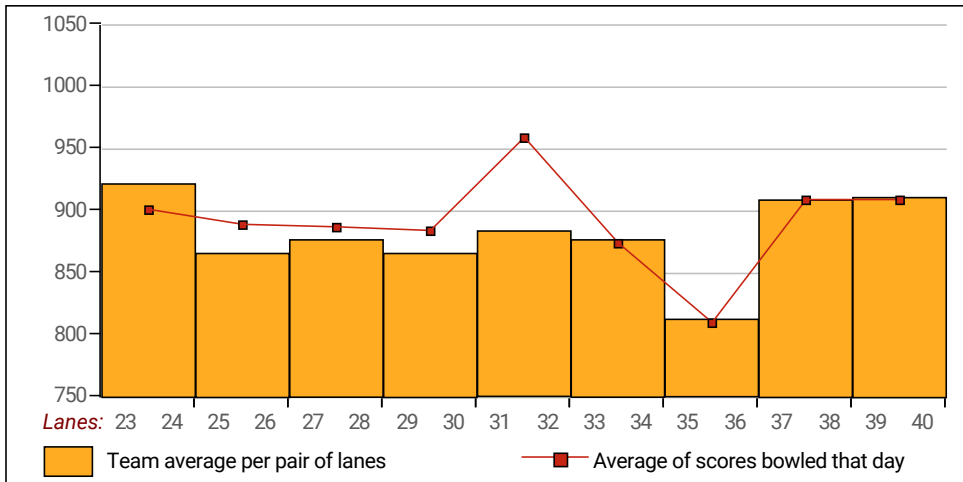
This report is for scores bowled December 23 which is Week 16 of 29

This Week's Statistics

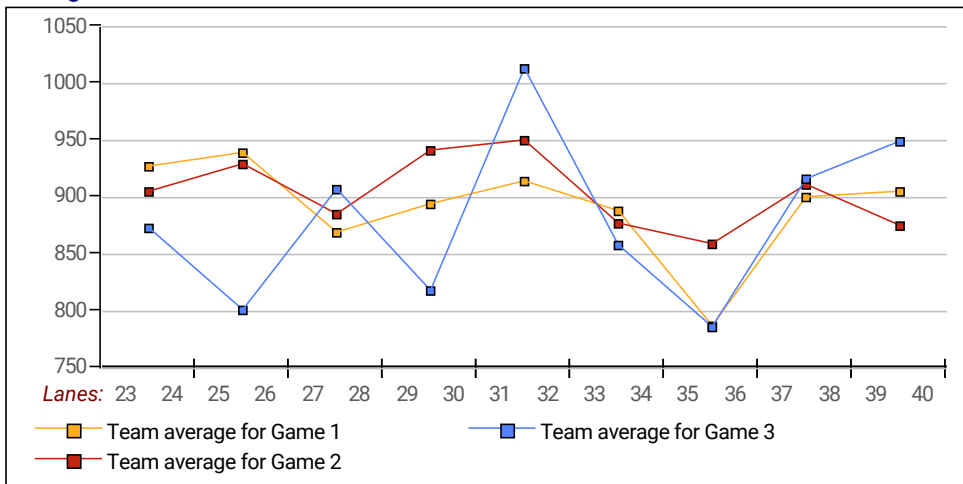
	<u>Men</u>
How many people bowled	84
Number of games bowled	251
Actual average of week's scores	178.78
How many games above average	129
How many games below average	116
Pins above/below average per game	2.97
How many people raised average by this amount	46 1.02
How many people went down by this amount	36 -0.85
League average before bowling	176.35
League average after bowling	176.54
Change in league average	0.19
800s	--
775s	--
750s	1
725s	--
700s	1
675s	2
650s	5
625s	5
600s	9
575s	7
550s	10
525s	10
500s	7
475s	4
450s	8
425s	6
400s	4
below 400	5
300s	--
275s	3
250s	4
225s	19
200s	47
175s	58
150s	60
125s	46
100s	11
below 100	3

This report is for scores bowled December 23 which is Week 16 of 29

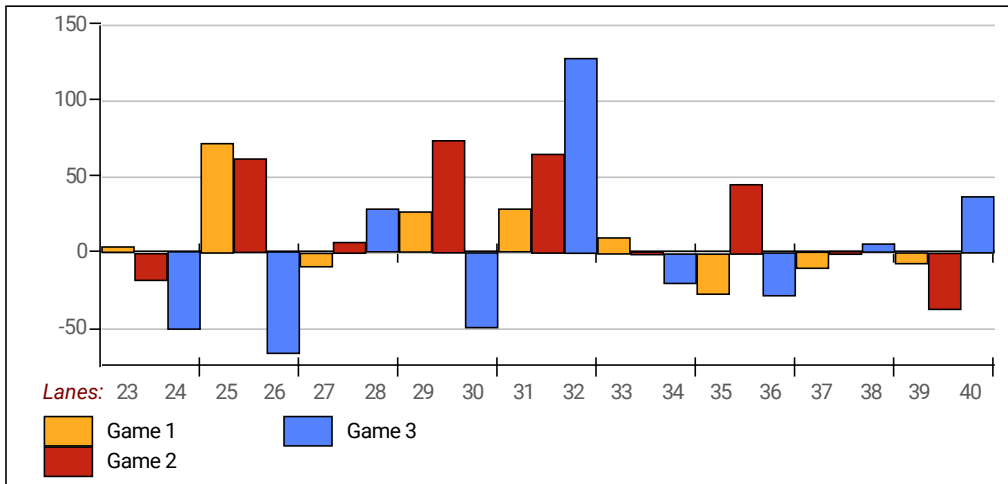
Team Average vs Ave of Scores



Average of Scores for Each Game

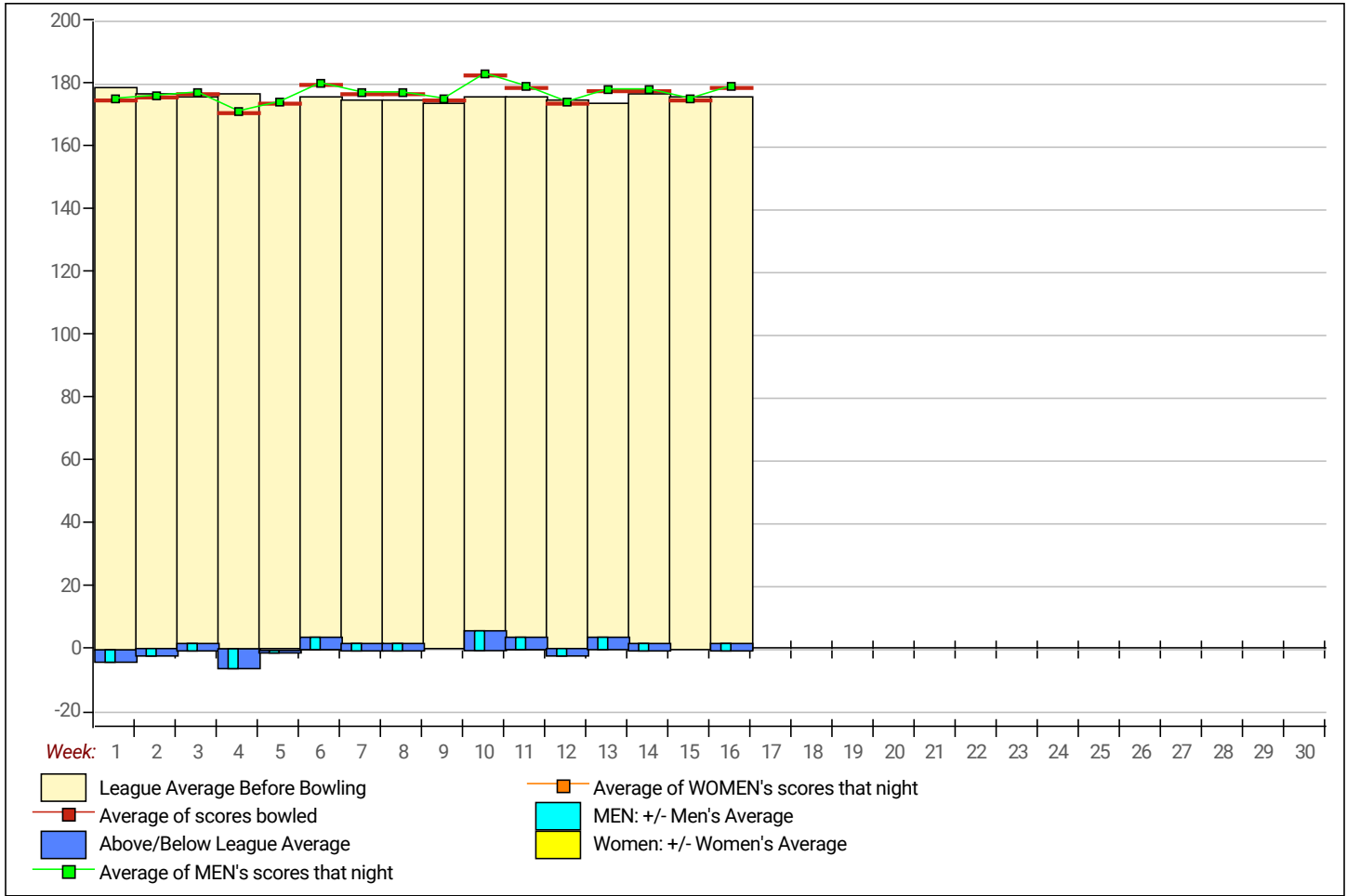


Amount Over/Under Team Average



This report is for scores bowled December 23 which is Week 16 of 29

League Average Week-by-Week



League Average Statistics for Last Week

	League	Right Hand	Left Hand	Men (Lft+Rt)	Women (Lft+Rt)
League Average Before Bowling	176.35	176.00	185.63	176.35	
Average of scores bowled that night	178.78	178.66	181.89	178.78	
New League Average After Bowling	176.54	176.21	185.35	176.54	
Change in League Average	.19	.21	-.28	.19	
People Who Bowled Over Average	46	45	1	46	
People Who Bowled Under Average	36	34	2	36	
Average Amount of Series Over Avg	40.59	40.87	28.00	40.59	
Average Amount of Series Under Avg	-26.22	-26.12	-28.00	-26.22	
Difference Avg, NiteAvg	2.97	3.20	-3.11	2.97	
Number of Bowlers	84	81	3	84	
Number of Games Bowled	251	242	9	251	
People Who Raised Their Average	46	45	1	46	
Raised By an Average of This Amount	1.02	1.03	.56	1.02	
People Who Lowered Their Average	36	34	2	36	
Lowered By an Average of This Amount	-.85	-.86	-.70	-.85	
Number of Games Bowled Over Average	129	125	4	129	
Number of Games Bowled Under Average	116	111	5	116	

Note: Averages are based only on people who bowled.