

Industrial League 2019-20

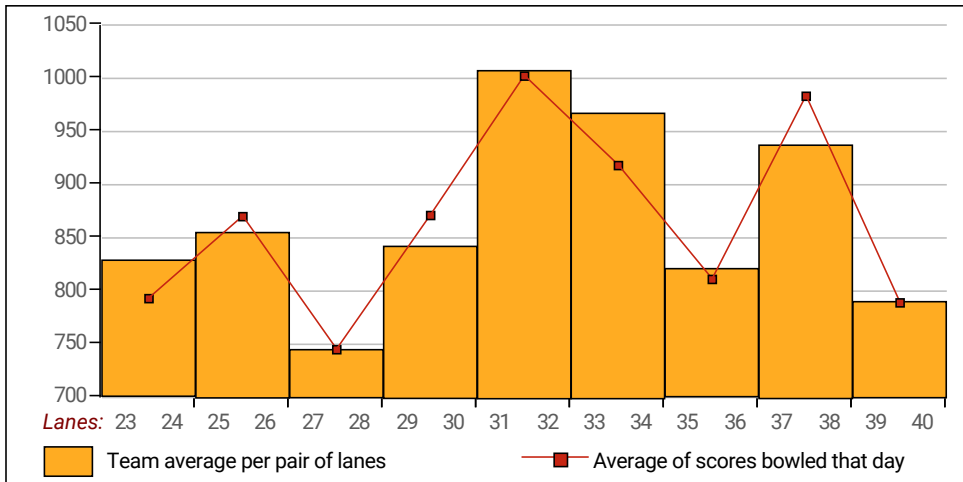
This report is for scores bowled December 16 which is Week 15 of 29

This Week's Statistics

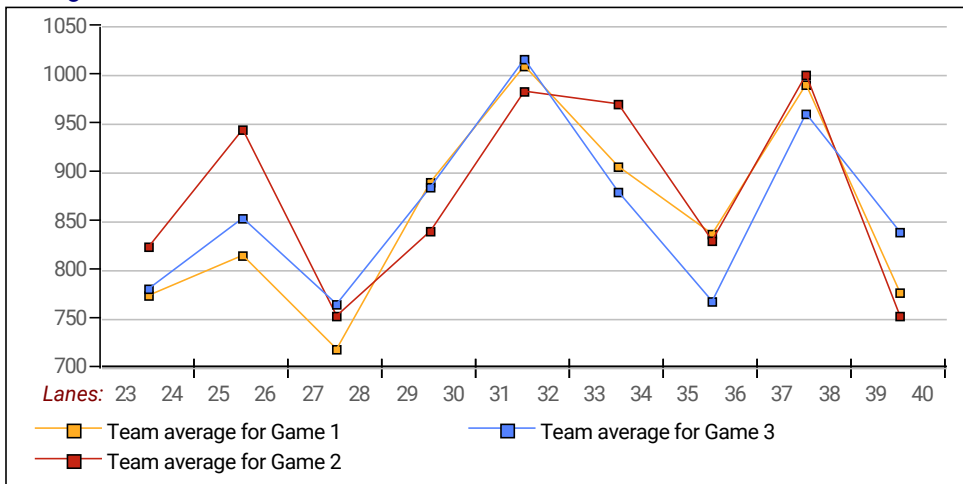
	<u>Men</u>
How many people bowled	84
Number of games bowled	252
Actual average of week's scores	175.36
How many games above average	107
How many games below average	139
Pins above/below average per game	0.37
How many people raised average by this amount	43 1.21
How many people went down by this amount	39 -1.32
League average before bowling	175.46
League average after bowling	175.46
Change in league average	0.00
800s	--
775s	--
750s	--
725s	--
700s	--
675s	5
650s	3
625s	5
600s	4
575s	8
550s	9
525s	12
500s	8
475s	8
450s	2
425s	10
400s	3
below 400	7
300s	1
275s	2
250s	5
225s	19
200s	30
175s	65
150s	66
125s	43
100s	17
below 100	4

This report is for scores bowled December 16 which is Week 15 of 29

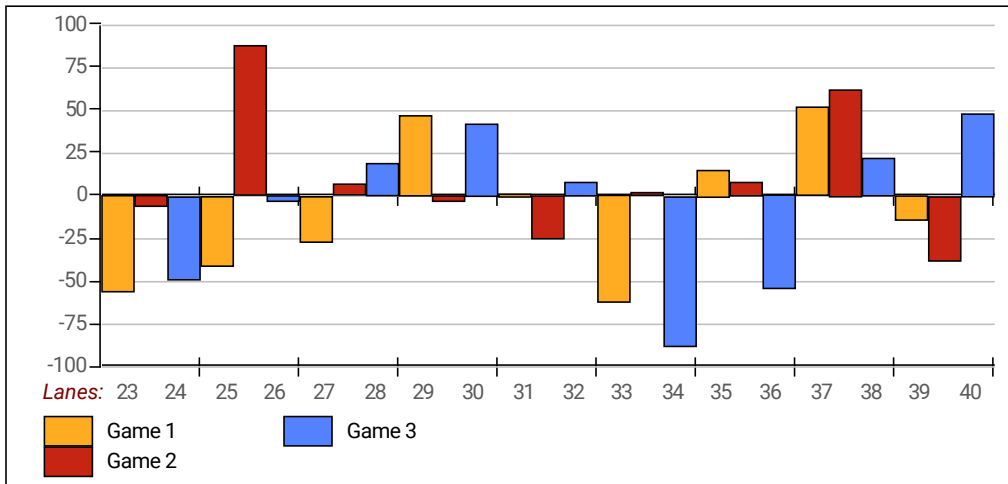
Team Average vs Ave of Scores



Average of Scores for Each Game

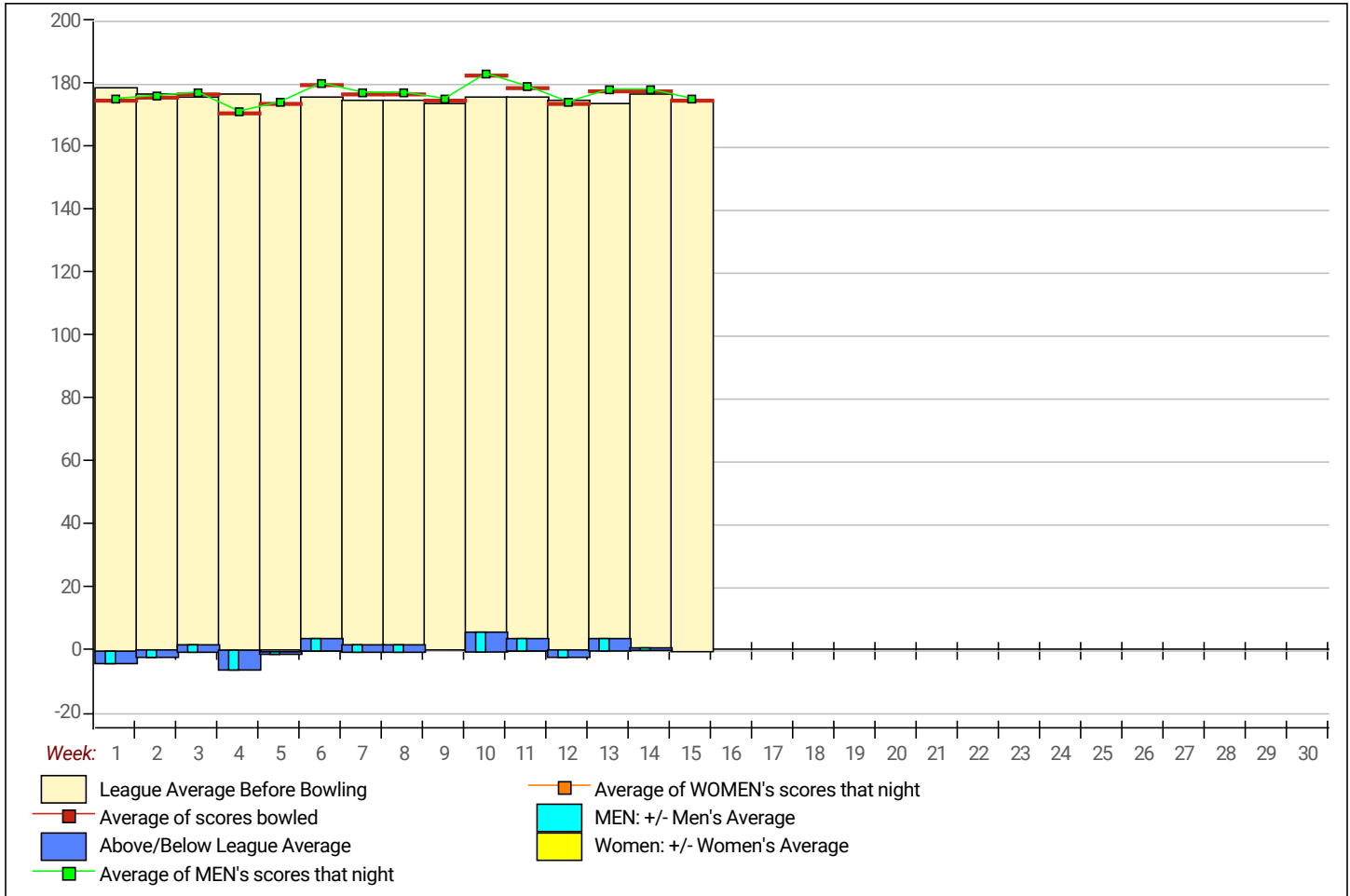


Amount Over/Under Team Average



This report is for scores bowled December 16 which is Week 15 of 29

League Average Week-by-Week



League Average Statistics for Last Week

	League	Right Hand	Left Hand	Men (Lft+Rt)	Women (Lft+Rt)
League Average Before Bowling	175.46	175.64	172.63	175.46	
Average of scores bowled that night	175.36	175.73	169.40	175.36	
New League Average After Bowling	175.46	175.65	172.50	175.46	
Change in League Average	.00	.01	-.13	.00	
People Who Bowled Over Average	43	40	3	43	
People Who Bowled Under Average	39	37	2	39	
Average Amount of Series Over Avg	41.95	43.15	26.00	41.95	
Average Amount of Series Under Avg	-43.87	-43.00	-60.00	-43.87	
Difference Avg, NiteAvg	.37	.57	-2.80	.37	
Number of Bowlers	84	79	5	84	
Number of Games Bowled	252	237	15	252	
People Who Raised Their Average	43	40	3	43	
Raised By an Average of This Amount	1.21	1.24	.70	1.21	
People Who Lowered Their Average	39	37	2	39	
Lowered By an Average of This Amount	-1.32	-1.32	-1.39	-1.32	
Number of Games Bowled Over Average	107	102	5	107	
Number of Games Bowled Under Average	139	129	10	139	

Note: Averages are based only on people who bowled.