

# Industrial League 2019-20

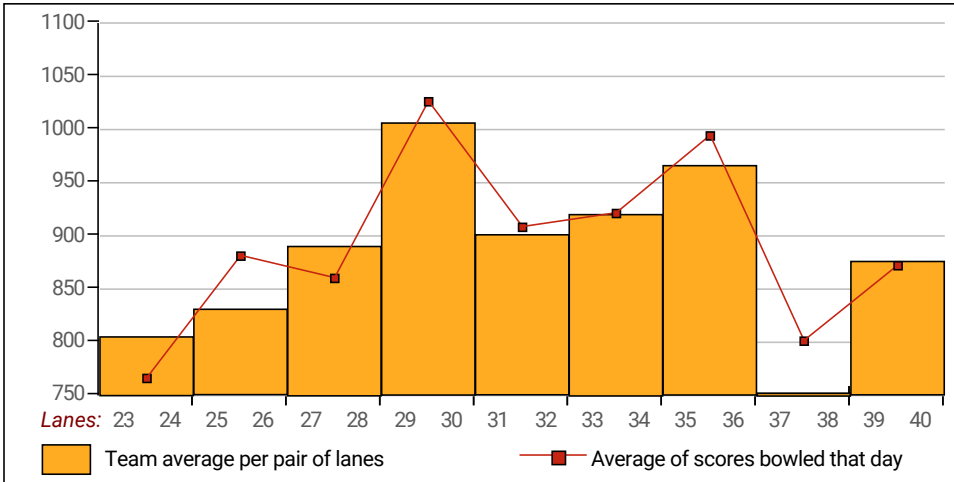
This report is for scores bowled December 9 which is Week 14 of 29

## This Week's Statistics

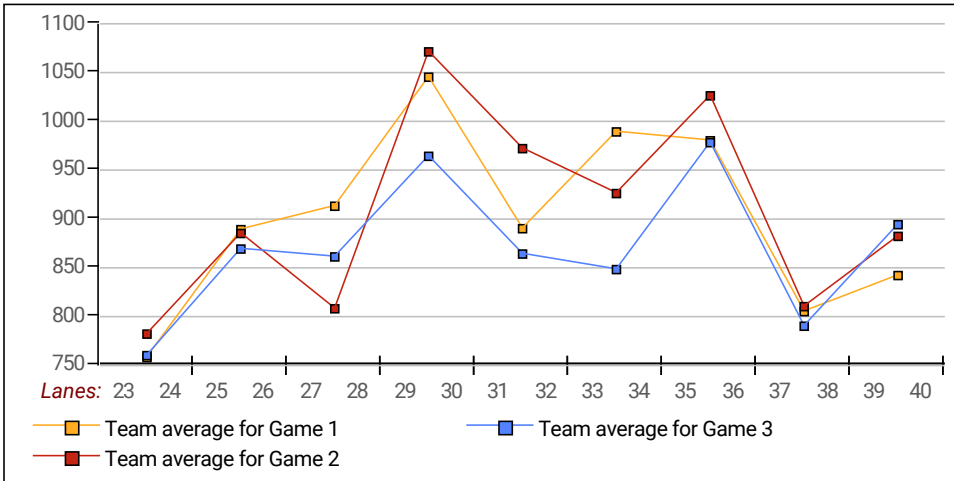
	<u>Men</u>
How many people bowled	88
Number of games bowled	264
Actual average of week's scores	178.48
How many games above average	139
How many games below average	122
Pins above/below average per game	2.18
How many people raised average by this amount	46 1.36
How many people went down by this amount	41 -1.23
League average before bowling	176.67
League average after bowling	176.81
Change in league average	0.14
800s	--
775s	--
750s	--
725s	1
700s	1
675s	2
650s	2
625s	8
600s	5
575s	9
550s	13
525s	11
500s	9
475s	9
450s	5
425s	3
400s	2
below 400	8
300s	--
275s	2
250s	5
225s	17
200s	45
175s	75
150s	69
125s	36
100s	12
below 100	3

This report is for scores bowled December 9 which is Week 14 of 29

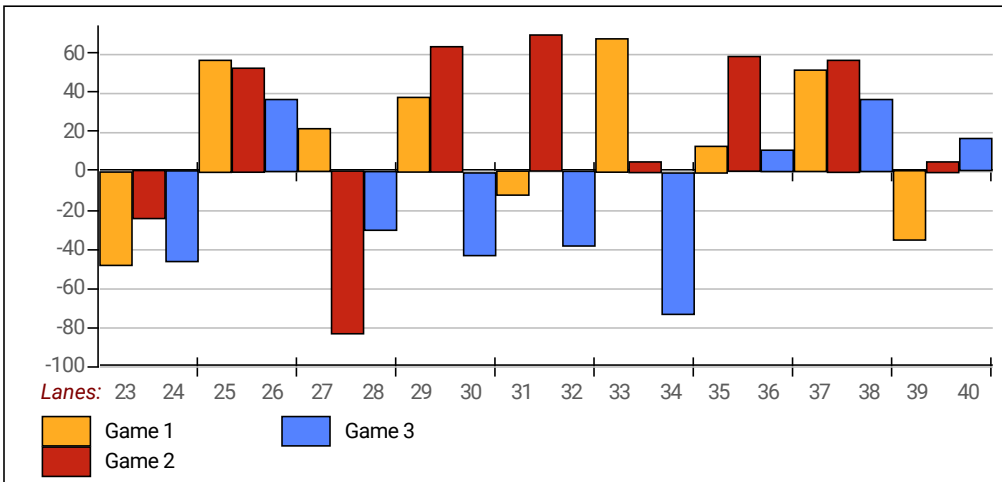
**Team Average vs Ave of Scores**



**Average of Scores for Each Game**

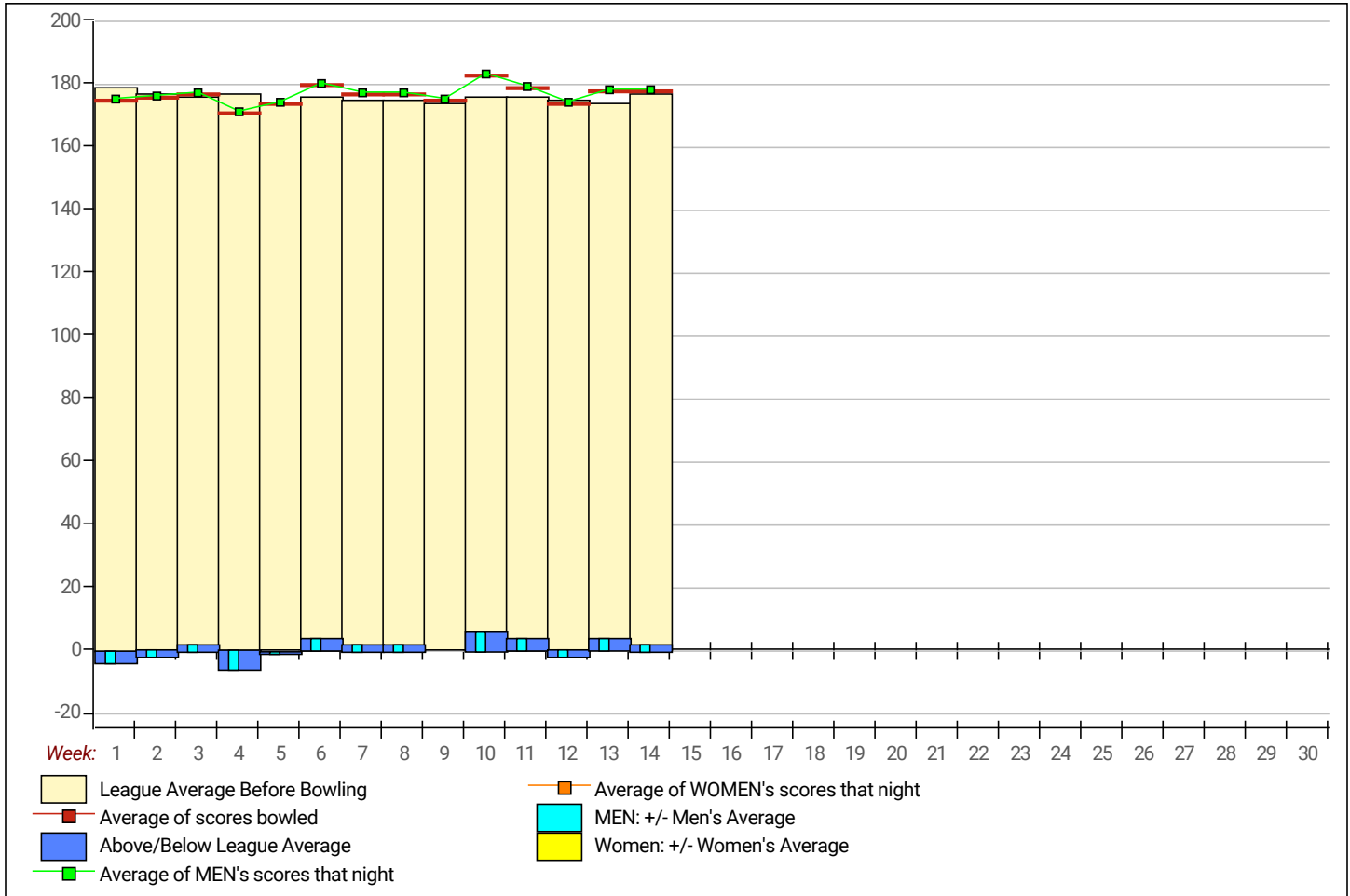


**Amount Over/Under Team Average**



This report is for scores bowled December 9 which is Week 14 of 29

**League Average Week-by-Week**



**League Average Statistics for Last Week**

	League	Right Hand	Left Hand	Men (Lft+Rt)	Women (Lft+Rt)
League Average Before Bowling	176.67	176.33	186.41	176.67	
Average of scores bowled that night	178.48	177.90	194.78	178.48	
New League Average After Bowling	176.81	176.45	186.98	176.81	
Change in League Average	.14	.13	.57	.14	
People Who Bowled Over Average	46	44	2	46	
People Who Bowled Under Average	41	40	1	41	
Average Amount of Series Over Avg	46.11	45.64	56.50	46.11	
Average Amount of Series Under Avg	-37.73	-37.75	-37.00	-37.73	
Difference Avg, NiteAvg	2.18	1.96	8.44	2.18	
Number of Bowlers	88	85	3	88	
Number of Games Bowled	264	255	9	264	
People Who Raised Their Average	46	44	2	46	
Raised By an Average of This Amount	1.36	1.36	1.38	1.36	
People Who Lowered Their Average	41	40	1	41	
Lowered By an Average of This Amount	-1.23	-1.23	-1.03	-1.23	
Number of Games Bowled Over Average	139	133	6	139	
Number of Games Bowled Under Average	122	119	3	122	

**Note: Averages are based only on people who bowled.**