

Industrial League 2019-20

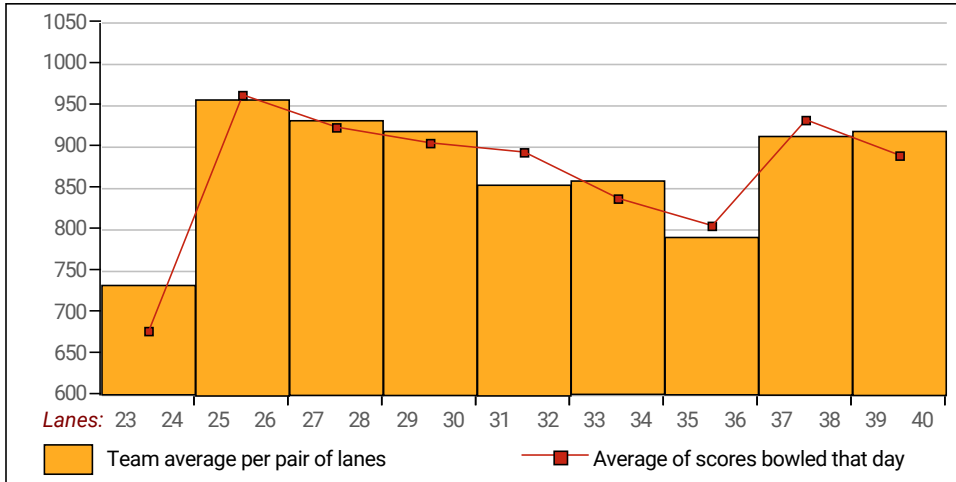
This report is for scores bowled November 25 which is Week 12 of 29

This Week's Statistics

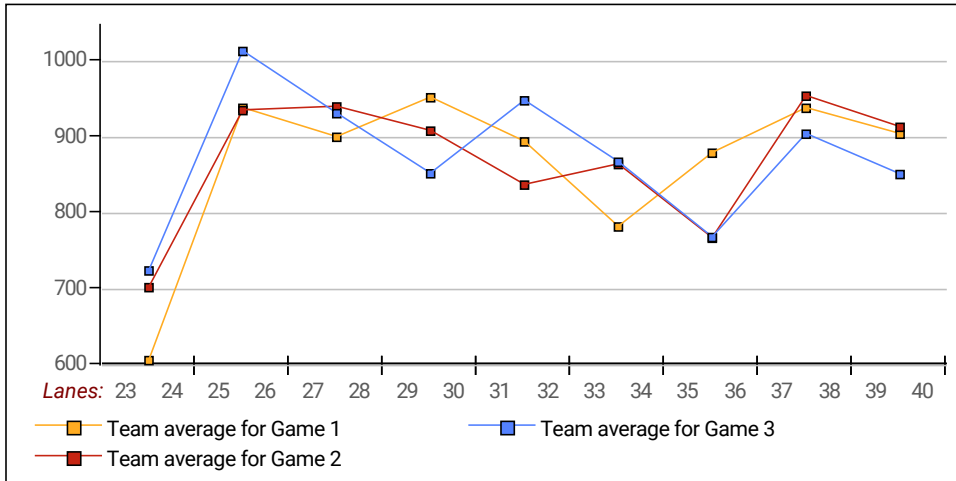
	<u>Men</u>
How many people bowled	89
Number of games bowled	266
Actual average of week's scores	173.55
How many games above average	115
How many games below average	146
Pins above/below average per game	-1.27
How many people raised average	39
by this amount	1.92
How many people went down	50
by this amount	-1.74
League average before bowling	175.36
League average after bowling	175.22
Change in league average	-0.14
800s	--
775s	--
750s	--
725s	1
700s	3
675s	1
650s	2
625s	4
600s	11
575s	8
550s	8
525s	4
500s	10
475s	10
450s	5
425s	6
400s	7
below 400	9
300s	--
275s	1
250s	6
225s	21
200s	48
175s	46
150s	70
125s	48
100s	20
below 100	6

This report is for scores bowled November 25 which is Week 12 of 29

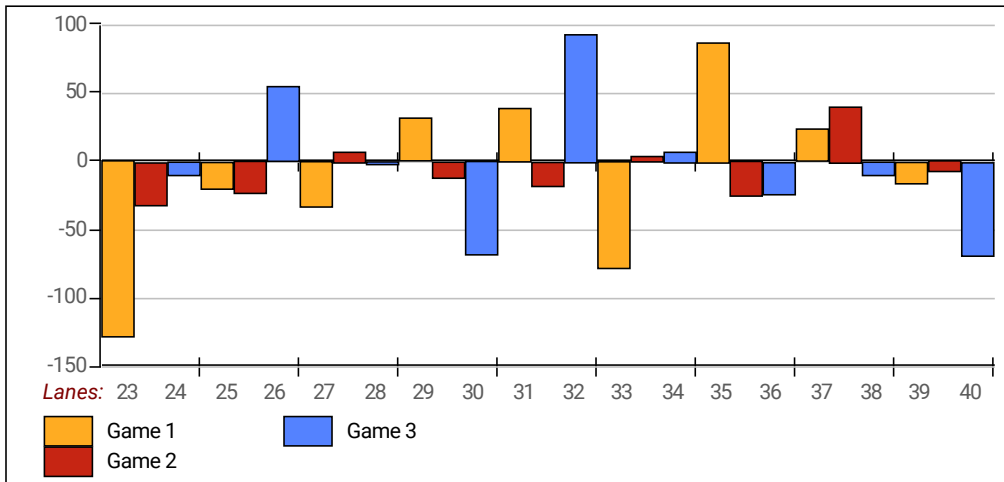
Team Average vs Ave of Scores



Average of Scores for Each Game

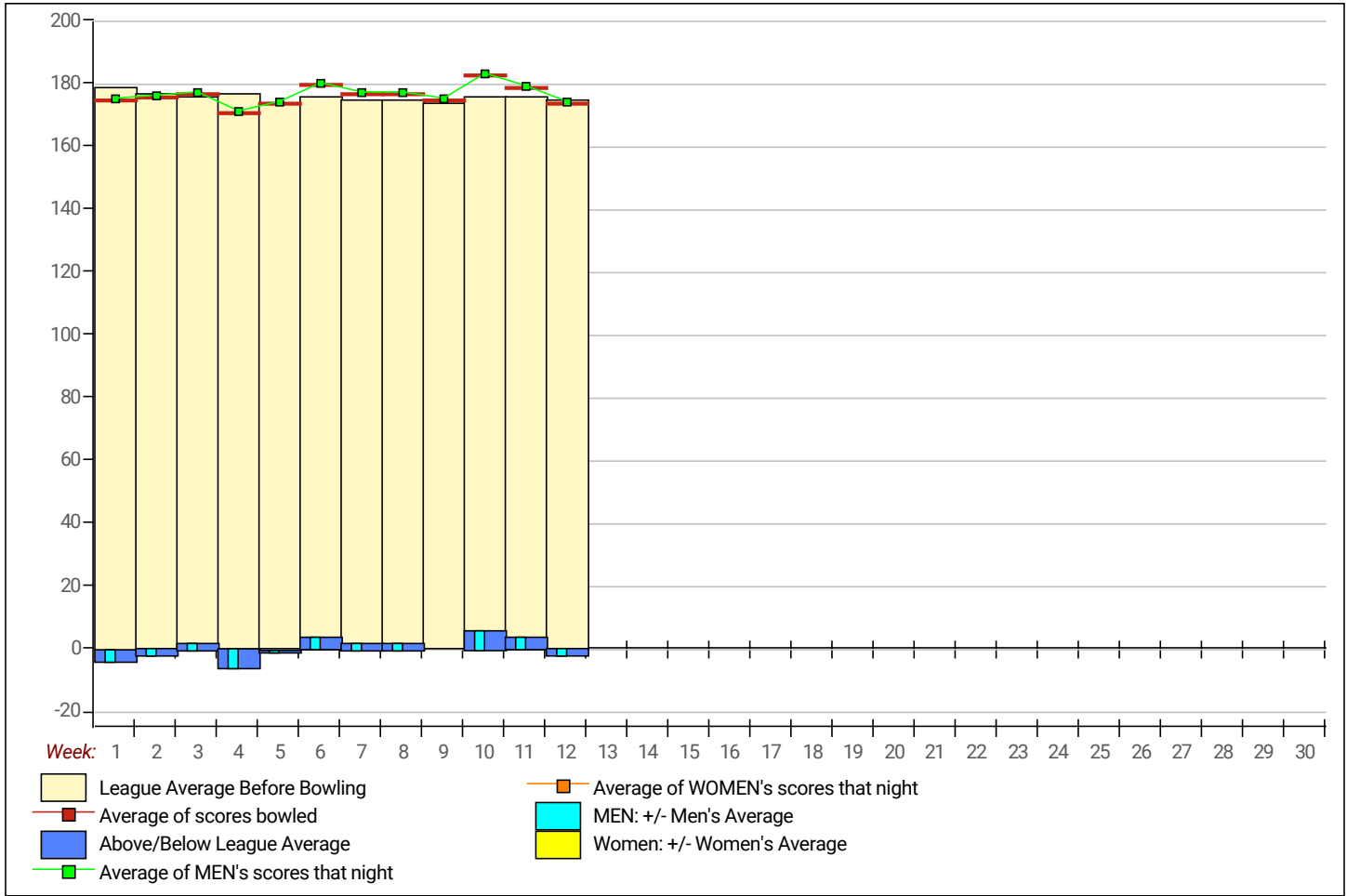


Amount Over/Under Team Average



This report is for scores bowled November 25 which is Week 12 of 29

League Average Week-by-Week



League Average Statistics for Last Week

	League	Right Hand	Left Hand	Men (Lft+Rt)	Women (Lft+Rt)
League Average Before Bowling	175.36	175.89	164.06	175.36	
Average of scores bowled that night	173.55	173.78	168.83	173.55	
New League Average After Bowling	175.22	175.73	164.36	175.22	
Change in League Average	-.14	-.16	.30	-.14	
People Who Bowled Over Average	39	37	2	39	
People Who Bowled Under Average	50	48	2	50	
Average Amount of Series Over Avg	47.05	46.14	64.00	47.05	
Average Amount of Series Under Avg	-39.90	-40.23	-32.00	-39.90	
Difference Avg, NiteAvg	-1.27	-1.58	5.33	-1.27	
Number of Bowlers	89	85	4	89	
Number of Games Bowled	266	254	12	266	
People Who Raised Their Average	39	37	2	39	
Raised By an Average of This Amount	1.92	1.93	1.80	1.92	
People Who Lowered Their Average	50	48	2	50	
Lowered By an Average of This Amount	-1.74	-1.77	-1.19	-1.74	
Number of Games Bowled Over Average	115	110	5	115	
Number of Games Bowled Under Average	146	140	6	146	

Note: Averages are based only on people who bowled.