

Industrial League 2019-20

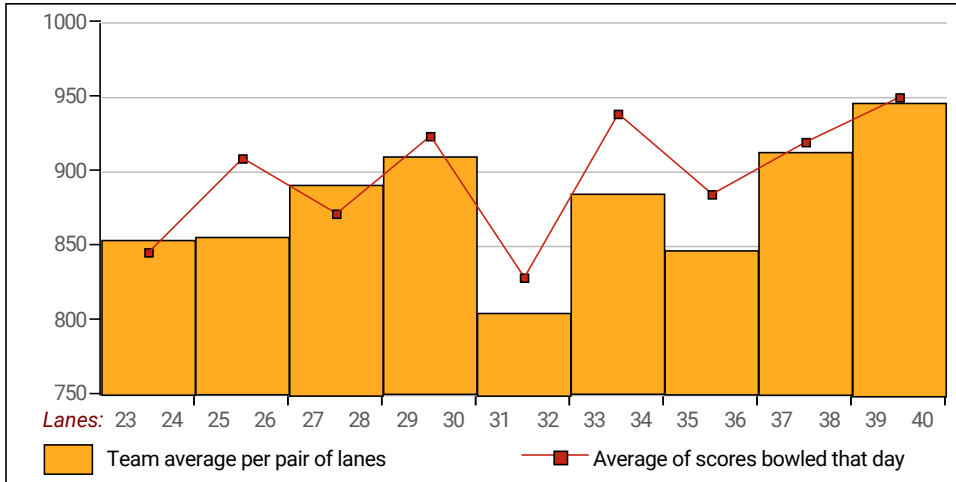
This report is for scores bowled November 18 which is Week 11 of 29

This Week's Statistics

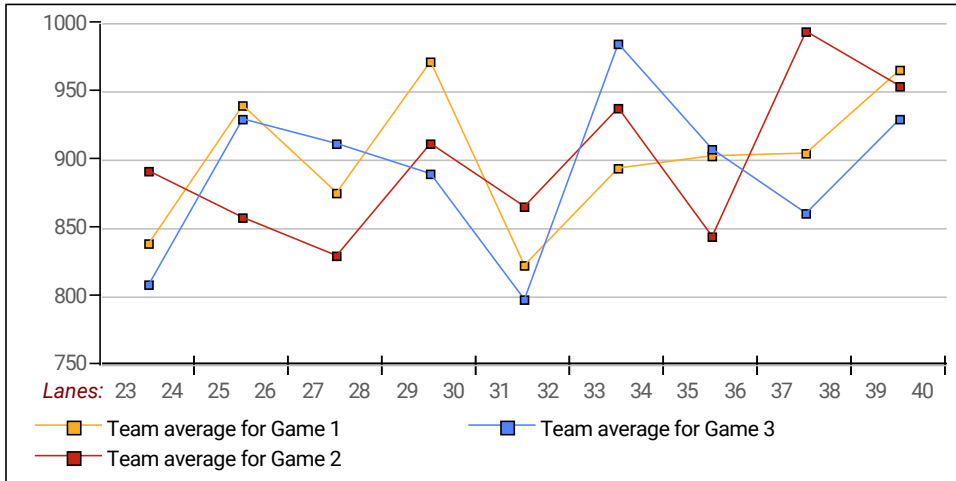
	<u>Men</u>
How many people bowled	86
Number of games bowled	258
Actual average of week's scores	179.18
How many games above average	136
How many games below average	119
Pins above/below average per game	4.23
How many people raised average	45
by this amount	1.86
How many people went down	41
by this amount	-1.27
League average before bowling	175.52
League average after bowling	175.89
Change in league average	0.37
800s	--
775s	--
750s	--
725s	--
700s	3
675s	5
650s	2
625s	4
600s	7
575s	14
550s	9
525s	6
500s	6
475s	9
450s	6
425s	4
400s	2
below 400	9
300s	--
275s	3
250s	5
225s	22
200s	46
175s	64
150s	59
125s	42
100s	10
below 100	7

This report is for scores bowled November 18 which is Week 11 of 29

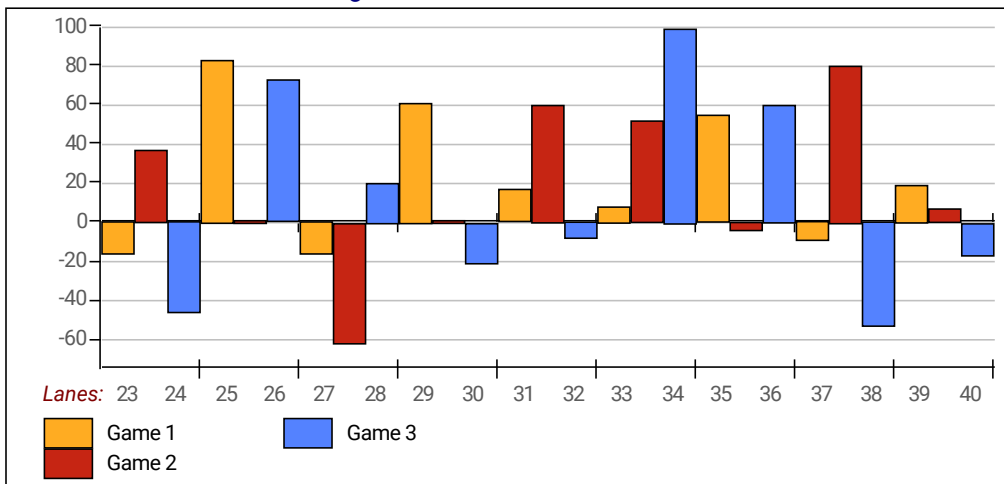
Team Average vs Ave of Scores



Average of Scores for Each Game

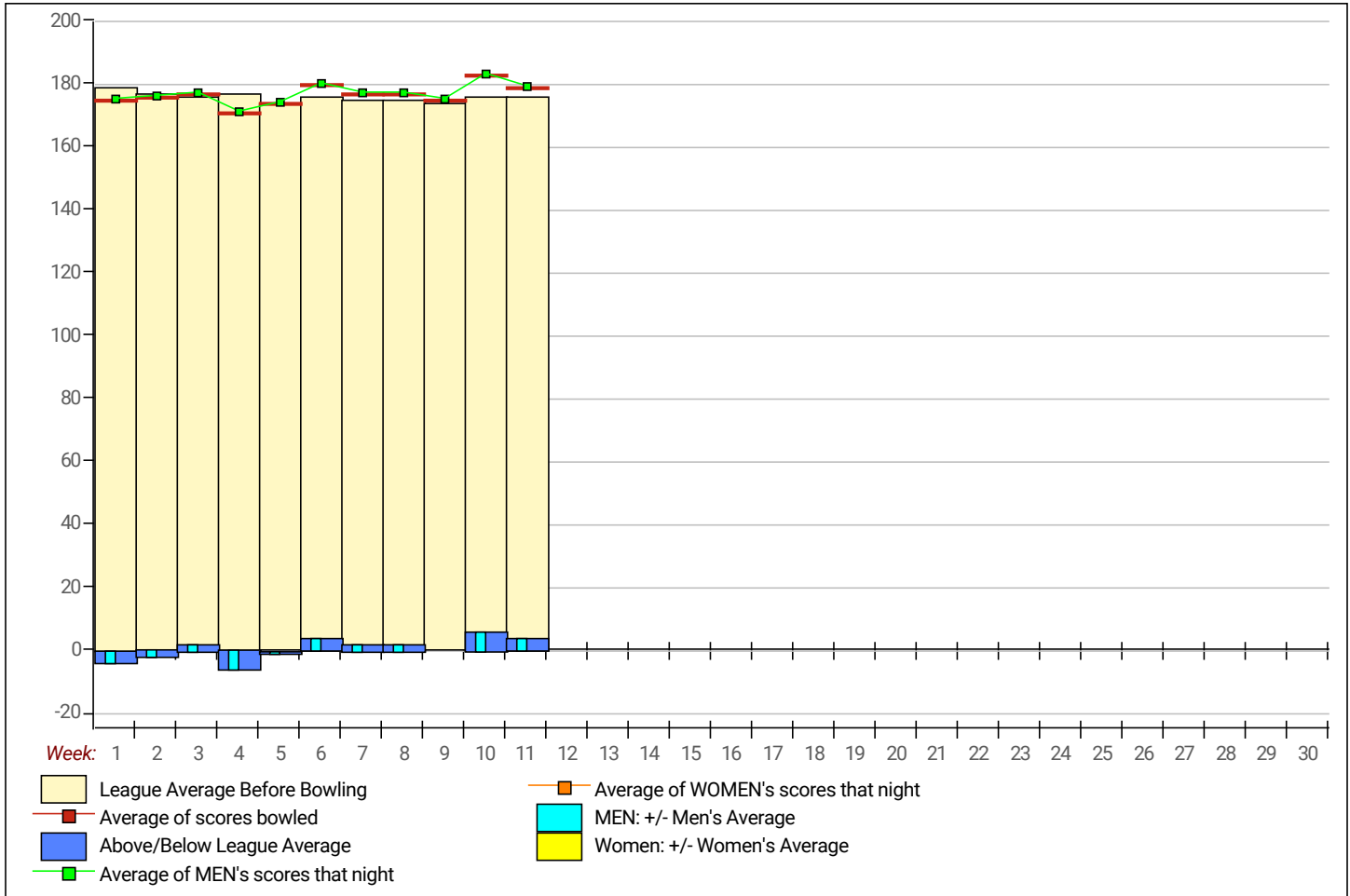


Amount Over/Under Team Average



This report is for scores bowled November 18 which is Week 11 of 29

League Average Week-by-Week



League Average Statistics for Last Week

	League	Right Hand	Left Hand	Men (Lft+Rt)	Women (Lft+Rt)
League Average Before Bowling	175.52	175.38	178.33	175.52	
Average of scores bowled that night	179.18	179.02	182.42	179.18	
New League Average After Bowling	175.89	175.76	178.69	175.89	
Change in League Average	.37	.37	.36	.37	
People Who Bowled Over Average	45	43	2	45	
People Who Bowled Under Average	41	39	2	41	
Average Amount of Series Over Avg	49.67	50.56	30.50	49.67	
Average Amount of Series Under Avg	-27.90	-29.21	-2.50	-27.90	
Difference Avg, NiteAvg	4.23	4.21	4.67	4.23	
Number of Bowlers	86	82	4	86	
Number of Games Bowled	258	246	12	258	
People Who Raised Their Average	45	43	2	45	
Raised By an Average of This Amount	1.86	1.91	.88	1.86	
People Who Lowered Their Average	41	39	2	41	
Lowered By an Average of This Amount	-1.27	-1.33	-.17	-1.27	
Number of Games Bowled Over Average	136	130	6	136	
Number of Games Bowled Under Average	119	113	6	119	

Note: Averages are based only on people who bowled.