

Monday 6:30 PM

Lanes 23 - 40

Note: This report includes information through March 16 which is Week 27 of 29

Gregory J. Barrow's Bowling Record - Team 18: Beer Bellies

Week No.	Bowling Date	Old Ave	Old HDCP	Old			Total	HDCP		Pins		Gms		---Average Change---		High Game	High Sers	HDCP Game	HDCP Sers
				-1-	-2-	-3-		Total	Total			New - Old	----> +/-						
1	09/09/19	81	134	93	72	80	245	647	245	3	81.67	-	0.00	=	81.67	93	245		
2	09/16/19	81	134	98	80	97	275	677	520	6	86.67	-	81.67	=	5.00	98	275		
3	09/23/19	86	129	a76	a76	a76	228	615	520	6	86.67	-	86.67	=	0.00	98	275		
4	09/30/19	86	129	160	103	118	381	768	901	9	100.11	-	86.67	=	13.44	160	381		
5	10/07/19	100	117	90	127	105	322	673	1223	12	101.92	-	100.11	=	1.81	160	381	244	673
6	10/14/19	101	116	80	101	86	267	615	1490	15	99.33	-	101.92	=	-2.58	160	381	244	673
7	10/21/19	99	117	61	62	143	266	617	1756	18	97.56	-	99.33	=	-1.78	160	381	260	673
143 --- 125 Game (100 Ave or Less) -- Local Assoc. Awards																			
8	10/28/19	97	0				0	0	1756	18	97.56	-	97.56	=	0.00	160	381	260	673
9	11/04/19	97	119	112	94	90	296	653	2052	21	97.71	-	97.56	=	0.16	160	381	260	673
10	11/11/19	97	119	95	99	104	298	655	2350	24	97.92	-	97.71	=	0.20	160	381	260	673

End of 1st part

11	11/18/19	97	119	80	97	80	257	614	2607	27	96.56	-	97.92	=	-1.36	160	381	260	673
12	11/25/19	96	120	95	112	113	320	680	2927	30	97.57	-	96.56	=	1.01	160	381	260	680
13	12/02/19	97	119	97	103	114	314	671	3241	33	98.21	-	97.57	=	0.65	160	381	260	680
14	12/09/19	98	118	127	73	81	281	635	3522	36	97.83	-	98.21	=	-0.38	160	381	260	680
127 --- 125 Game (100 Ave or Less) -- Local Assoc. Awards																			
15	12/16/19	97	119	98	80	90	268	625	3790	39	97.18	-	97.83	=	-0.65	160	381	260	680
16	12/23/19	97	119	108	95	82	285	642	4075	42	97.02	-	97.18	=	-0.16	160	381	260	680
0	12/30/19	97	0				0	0	4075	42	97.02	-	97.02	=	0.00	160	381	260	680
17	01/06/20	97	119	74	87	96	257	614	4332	45	96.27	-	97.02	=	-0.76	160	381	260	680
18	01/13/20	96	120	108	81	123	312	672	4644	48	96.75	-	96.27	=	0.48	160	381	260	680
19	01/20/20	96	0				0	0	4644	48	96.75	-	96.75	=	0.00	160	381	260	680

End of 2nd part

20	01/27/20	96	120	97	115	97	309	669	4953	51	97.12	-	96.75	=	0.37	160	381	260	680
21	02/03/20	97	119	83	80	101	264	621	5217	54	96.61	-	97.12	=	-0.51	160	381	260	680
22	02/10/20	96	120	103	99	91	293	653	5510	57	96.67	-	96.61	=	0.06	160	381	260	680
23	02/17/20	96	120	85	116	79	280	640	5790	60	96.50	-	96.67	=	-0.17	160	381	260	680
24	02/24/20	96	120	94	99	108	301	661	6091	63	96.68	-	96.50	=	0.18	160	381	260	680
25	03/02/20	96	120	89	121	126	336	696	6427	66	97.38	-	96.68	=	0.70	160	381	260	696
126 --- 125 Game (100 Ave or Less) -- Local Assoc. Awards																			
26	03/09/20	97	119	92	102	86	280	637	6707	69	97.20	-	97.38	=	-0.18	160	381	260	696
27	03/16/20	97	119	a87	a87	a87	261	618	6707	69	97.20	-	97.20	=	0.00	160	381	260	696

<u><100</u>	<u>100's</u>	<u>125's</u>	<u>150's</u>	<u>175's</u>	<u>200's</u>	<u>225's</u>	<u>250's</u>	<u>275's</u>	<u>300's</u>
44	20	4	1						
<u><400</u>	<u>400's</u>	<u>450's</u>	<u>500's</u>	<u>550's</u>	<u>600's</u>	<u>650's</u>	<u>700's</u>	<u>750's</u>	<u>800's</u>
23									

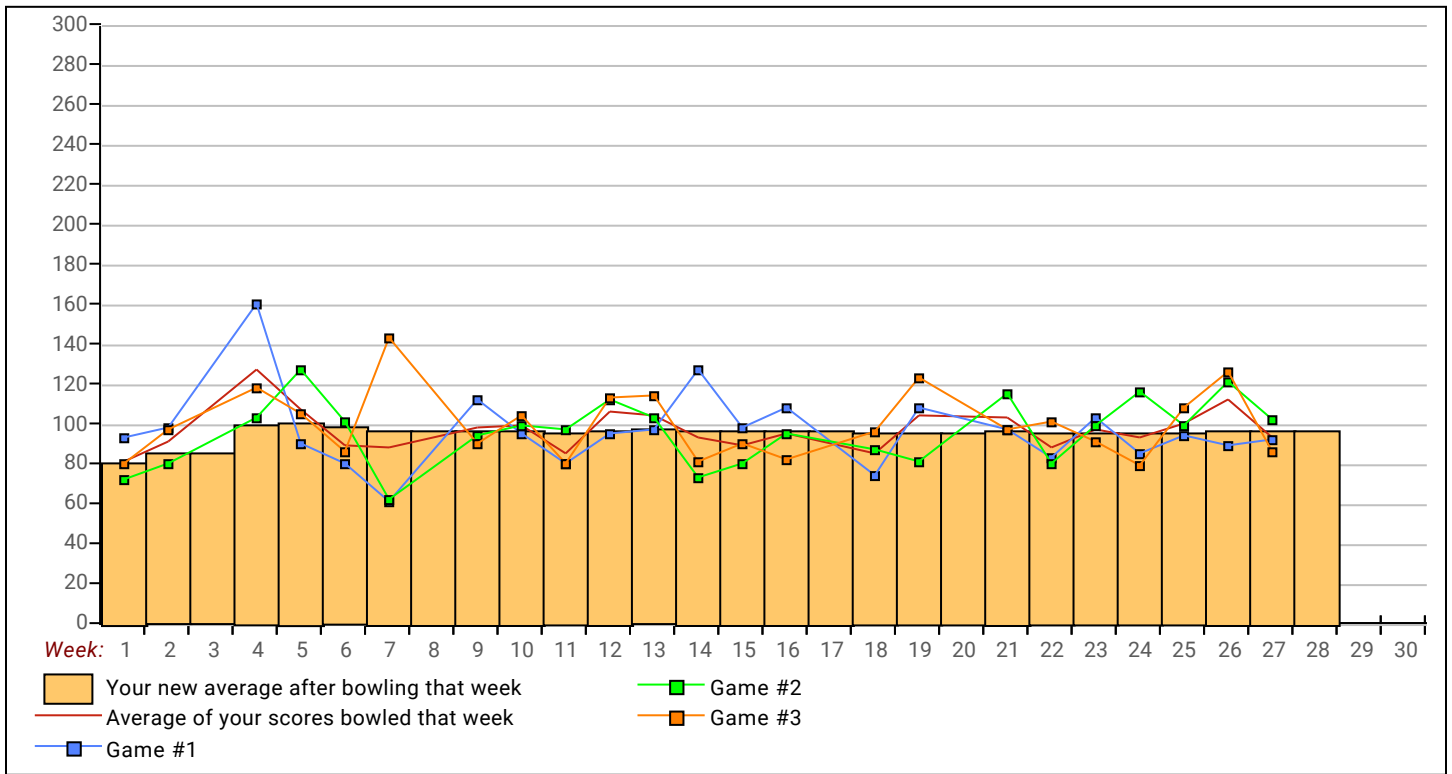
<u>Ave of Game 1</u>	<u>Ave of Game 2</u>	<u>Ave of Game 3</u>
96.48	95.57	99.57

High game of **160** on week **4** High series of **381** on week **4** High average of **101.92** after bowling week **5**
 Low game of **61** on week **7** Low series of **245** on week **1** Low average of **81.67** after bowling week **1**

High Scores by Game

Game #1: **160** on week **4** Game #2: **127** on week **5** Game #3: **143** on week **7**

Note: This report includes information through March 16 which is Week 27 of 29



Monday 6:30 PM

Lanes 23 - 40

Note: This report includes information through March 16 which is Week 27 of 29

Steve Barrow's Bowling Record - Team 18: Beer Bellies

Week No.	Bowling Date	Old Ave	Old HDCP	-1- -2- -3-			Total	HDCP Total		Pins	Gms	---Average Change---			High Game	High Sers	HDCP Game	HDCP Sers	
												New	Old	----> +/-					
1	09/09/19	0	0				0	0	0	0		-	0.00	=	0.00	0	0		
2	09/16/19	0	0				0	0	0	0		-	0.00	=	0.00	0	0		
3	09/23/19	0	0				0	0	0	0		-	0.00	=	0.00	0	0		
4	09/30/19	0	0				0	0	0	0		-	0.00	=	0.00	0	0		
5	10/07/19	0	0				0	0	0	0		-	0.00	=	0.00	0	0		
6	10/14/19	0	0				0	0	0	0		-	0.00	=	0.00	0	0		
7	10/21/19	0	0				0	0	0	0		-	0.00	=	0.00	0	0		
8	10/28/19	0	0				0	0	0	0		-	0.00	=	0.00	0	0		
9	11/04/19	0	0				0	0	0	0		-	0.00	=	0.00	0	0		
10	11/11/19	0	0				0	0	0	0		-	0.00	=	0.00	0	0		

End of 1st part

11	11/18/19	0	0				0	0	0	0		-	0.00	=	0.00	0	0		
12	11/25/19	0	0				0	0	0	0		-	0.00	=	0.00	0	0		
13	12/02/19	0	0				0	0	0	0		-	0.00	=	0.00	0	0		
14	12/09/19	0	0				0	0	0	0		-	0.00	=	0.00	0	0		
15	12/16/19	0	0				0	0	0	0		-	0.00	=	0.00	0	0		
16	12/23/19	108	109	135	87	104	326	653	326	3	108.67	-	0.00	=	108.67	135	326		
0	12/30/19	108	0				0	0	326	3	108.67	-	108.67	=	0.00	135	326		
17	01/06/20	108	0				0	0	326	3	108.67	-	108.67	=	0.00	135	326		
18	01/13/20	108	0				0	0	326	3	108.67	-	108.67	=	0.00	135	326		
19	01/20/20	108	0				0	0	326	3	108.67	-	108.67	=	0.00	135	326		

End of 2nd part

20	01/27/20	108	0				0	0	326	3	108.67	-	108.67	=	0.00	135	326		
21	02/03/20	108	0				0	0	326	3	108.67	-	108.67	=	0.00	135	326		
22	02/10/20	108	0				0	0	326	3	108.67	-	108.67	=	0.00	135	326		
23	02/17/20	108	0				0	0	326	3	108.67	-	108.67	=	0.00	135	326		
24	02/24/20	108	0				0	0	326	3	108.67	-	108.67	=	0.00	135	326		
25	03/02/20	108	0				0	0	326	3	108.67	-	108.67	=	0.00	135	326		
26	03/09/20	108	0				0	0	326	3	108.67	-	108.67	=	0.00	135	326		
27	03/16/20	108	109				0	0	326	3	108.67	-	108.67	=	0.00	135	326		



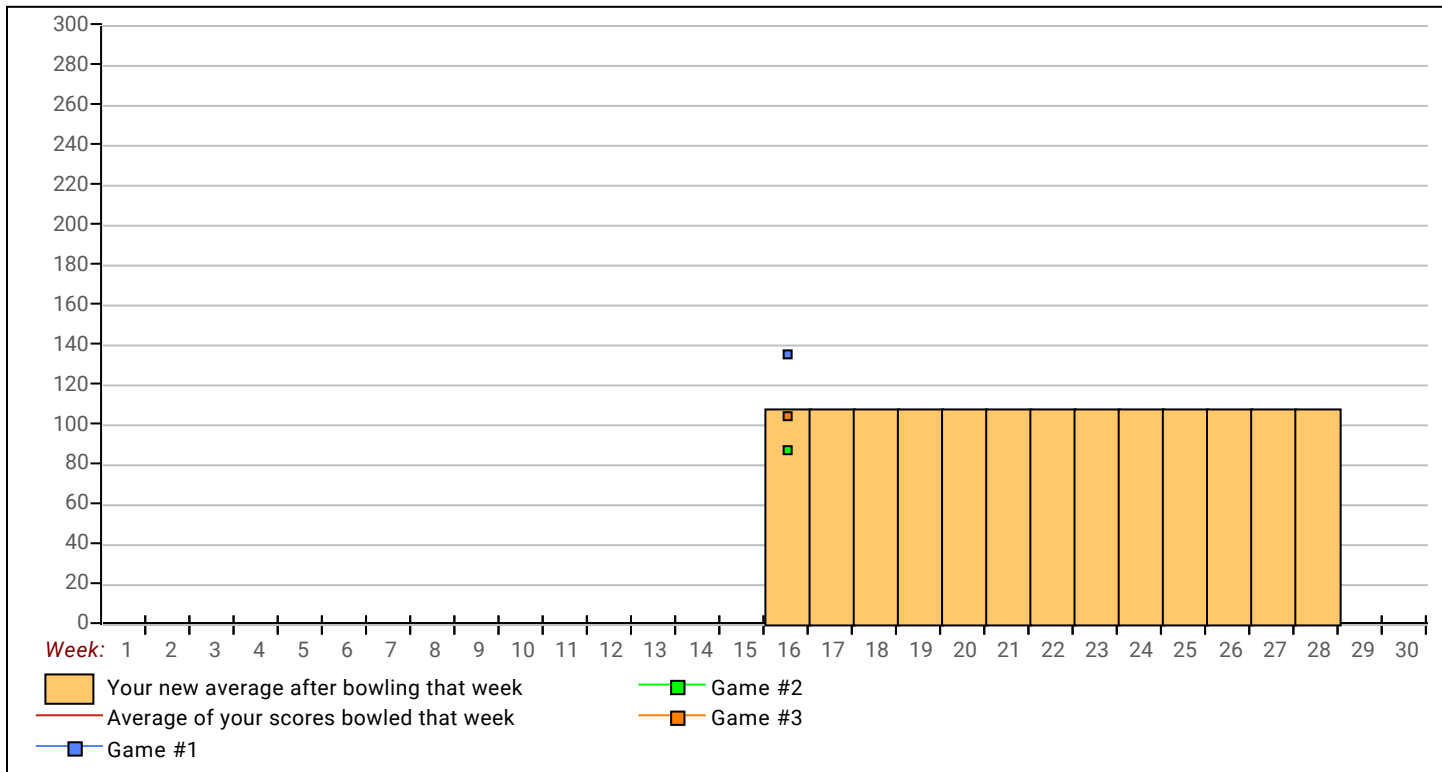
<u><100</u>	<u>100's</u>	<u>125's</u>	<u>150's</u>	<u>175's</u>	<u>200's</u>	<u>225's</u>	<u>250's</u>	<u>275's</u>	<u>300's</u>
1	1	1							
<u><400</u>	<u>400's</u>	<u>450's</u>	<u>500's</u>	<u>550's</u>	<u>600's</u>	<u>650's</u>	<u>700's</u>	<u>750's</u>	<u>800's</u>
1									

<u>Ave of Game 1</u>	<u>Ave of Game 2</u>	<u>Ave of Game 3</u>
135.00	87.00	104.00

High game of 135 on week 16 High series of 326 on week 16 High average of 108.67 after bowling week 16
 Low game of 87 on week 16 Low series of 326 on week 16 Low average of 108.67 after bowling week 16

High Scores by Game
 Game #1: 135 on week 16 Game #2: 87 on week 16 Game #3: 104 on week 16

Note: This report includes information through March 16 which is Week 27 of 29



Note: This report includes information through March 16 which is Week 27 of 29

Kip Davidson's Bowling Record - Team 18: Beer Bellies

Week No.	Bowling Date	Old Ave	Old HDCP	Old			Total	HDCP Total	Pins		Gms	---Average Change---			High Game	High Sers	HDCP Game	HDCP Sers	
				-1-	-2-	-3-			New - Old	----> +/-									
1	09/09/19	122	97	141	90	137	368	659	368	3	122.67	-	0.00	=	122.67	141	368		
2	09/16/19	122	0				0	0	368	3	122.67	-	122.67	=	0.00	141	368		
3	09/23/19	122	97	a112	a112	a112	336	627	368	3	122.67	-	122.67	=	0.00	141	368		
4	09/30/19	122	97	163	97	141	401	692	769	6	128.17	-	122.67	=	5.50	163	401		
5	10/07/19	128	0				0	0	769	6	128.17	-	128.17	=	0.00	163	401		
6	10/14/19	128	0				0	0	769	6	128.17	-	128.17	=	0.00	163	401		
7	10/21/19	128	91	125	125	119	369	642	1138	9	126.44	-	128.17	=	-1.72	163	401		
8	10/28/19	126	93	123	112	130	365	644	1503	12	125.25	-	126.44	=	-1.19	163	401	223	644
9	11/04/19	125	94	a115	a115	a115	345	627	1503	12	125.25	-	125.25	=	0.00	163	401	223	644
10	11/11/19	125	94	90	119	112	321	603	1824	15	121.60	-	125.25	=	-3.65	163	401	223	644

End of 1st part

11	11/18/19	121	98	130	90	105	325	619	2149	18	119.39	-	121.60	=	-2.21	163	401	228	644
12	11/25/19	119	99	109	98	107	314	611	2463	21	117.29	-	119.39	=	-2.10	163	401	228	644
13	12/02/19	117	101	a107	a107	a107	321	624	2463	21	117.29	-	117.29	=	0.00	163	401	228	644
14	12/09/19	117	101	123	127	128	378	681	2841	24	118.38	-	117.29	=	1.09	163	401	229	681
15	12/16/19	118	100	100	184	114	398	698	3239	27	119.96	-	118.38	=	1.59	184	401	284	698
184 --- 150 Game (120 Ave or Less) -- Local Assoc. Awards																			
16	12/23/19	119	0				0	0	3239	27	119.96	-	119.96	=	0.00	184	401	284	698
0	12/30/19	119	0				0	0	3239	27	119.96	-	119.96	=	0.00	184	401	284	698
17	01/06/20	119	99	a109	a109	a109	327	624	3239	27	119.96	-	119.96	=	0.00	184	401	284	698
18	01/13/20	119	99	99	128	128	355	652	3594	30	119.80	-	119.96	=	-0.16	184	401	284	698
19	01/20/20	119	99	a109	a109	a109	327	624	3594	30	119.80	-	119.80	=	0.00	184	401	284	698

End of 2nd part

20	01/27/20	119	99	117	105	107	329	626	3923	33	118.88	-	119.80	=	-0.92	184	401	284	698
21	02/03/20	118	100	130	105	99	334	634	4257	36	118.25	-	118.88	=	-0.63	184	401	284	698
22	02/10/20	118	100	66	85	139	290	590	4547	39	116.59	-	118.25	=	-1.66	184	401	284	698
23	02/17/20	116	0				0	0	4547	39	116.59	-	116.59	=	0.00	184	401	284	698
24	02/24/20	116	102	111	133	119	363	669	4910	42	116.90	-	116.59	=	0.32	184	401	284	698
25	03/02/20	116	102	117	126	124	367	673	5277	45	117.27	-	116.90	=	0.36	184	401	284	698
26	03/09/20	117	101	95	138	137	370	673	5647	48	117.65	-	117.27	=	0.38	184	401	284	698
27	03/16/20	117	101	a107	a107	a107	321	624	5647	48	117.65	-	117.65	=	0.00	184	401	284	698

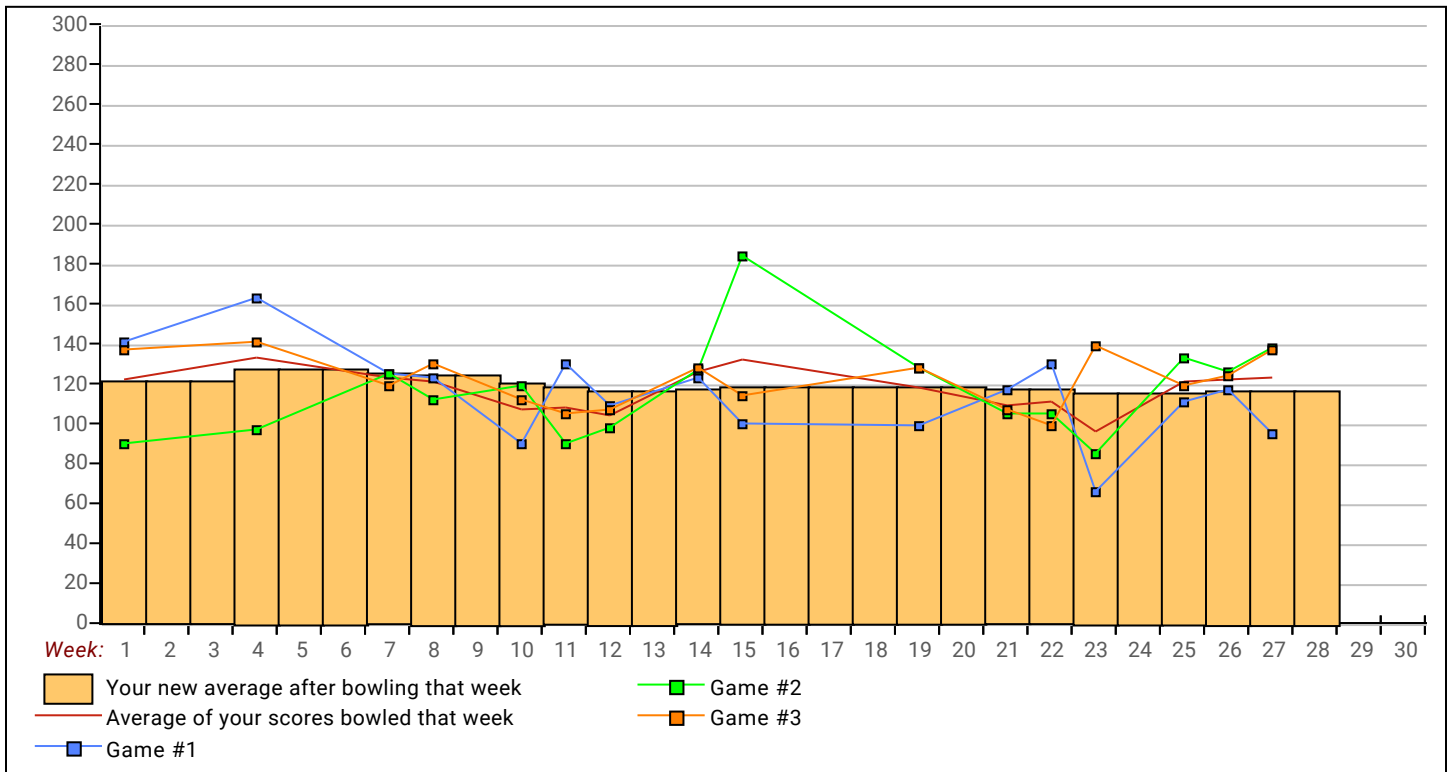
<u><100</u>	<u>100's</u>	<u>125's</u>	<u>150's</u>	<u>175's</u>	<u>200's</u>	<u>225's</u>	<u>250's</u>	<u>275's</u>	<u>300's</u>
10	19	17	1	1					
<u><400</u>	<u>400's</u>	<u>450's</u>	<u>500's</u>	<u>550's</u>	<u>600's</u>	<u>650's</u>	<u>700's</u>	<u>750's</u>	<u>800's</u>
15	1								
<u>Ave of Game 1</u>			<u>Ave of Game 2</u>			<u>Ave of Game 3</u>			
114.94			116.38			121.63			

High game of **184** on week **15** High series of **401** on week **4** High average of **128.17** after bowling week **4**
 Low game of **66** on week **23** Low series of **290** on week **23** Low average of **116.59** after bowling week **23**

High Scores by Game

Game #1: **163** on week **4** Game #2: **184** on week **15** Game #3: **141** on week **4**

Note: This report includes information through March 16 which is Week 27 of 29



Note: This report includes information through March 16 which is Week 27 of 29

Adam B. Drinkwaller's Bowling Record - Team 18: Beer Bellies

Week No.	Bowling Date	Old Ave	Old HDCP	-1-	-2-	-3-	Total	HDCP		Pins		---Average Change---		High Game	High Sers	HDCP Game	HDCP Sers		
								Total	Gms	New	Old	----	+/-						
1	09/09/19	0	0				0	0	0	0	-	0.00	=	0.00	0	0			
2	09/16/19	136	84	145	160	103	408	660	408	3	136.00	-	0.00	=	136.00	160	408		
3	09/23/19	136	0				0	0	408	3	136.00	-	136.00	=	0.00	160	408		
4	09/30/19	136	0				0	0	408	3	136.00	-	136.00	=	0.00	160	408		
5	10/07/19	136	84	177	142	133	452	704	860	6	143.33	-	136.00	=	7.33	177	452		
6	10/14/19	143	78	105	141	107	353	587	1213	9	134.78	-	143.33	=	-8.56	177	452		
7	10/21/19	134	0				0	0	1213	9	134.78	-	134.78	=	0.00	177	452		
8	10/28/19	134	86	124	101	125	350	608	1563	12	130.25	-	134.78	=	-4.53	177	452	211	608
9	11/04/19	130	0				0	0	1563	12	130.25	-	130.25	=	0.00	177	452	211	608
10	11/11/19	130	0				0	0	1563	12	130.25	-	130.25	=	0.00	177	452	211	608

End of 1st part

11	11/18/19	130	0				0	0	1563	12	130.25	-	130.25	=	0.00	177	452	211	608
12	11/25/19	130	0				0	0	1563	12	130.25	-	130.25	=	0.00	177	452	211	608
13	12/02/19	130	0				0	0	1563	12	130.25	-	130.25	=	0.00	177	452	211	608
14	12/09/19	130	0				0	0	1563	12	130.25	-	130.25	=	0.00	177	452	211	608
15	12/16/19	130	0				0	0	1563	12	130.25	-	130.25	=	0.00	177	452	211	608
16	12/23/19	130	0				0	0	1563	12	130.25	-	130.25	=	0.00	177	452	211	608
0	12/30/19	130	0				0	0	1563	12	130.25	-	130.25	=	0.00	177	452	211	608
17	01/06/20	130	0				0	0	1563	12	130.25	-	130.25	=	0.00	177	452	211	608
18	01/13/20	130	0				0	0	1563	12	130.25	-	130.25	=	0.00	177	452	211	608
19	01/20/20	130	90	138	147	129	414	684	1977	15	131.80	-	130.25	=	1.55	177	452	237	684

End of 2nd part

20	01/27/20	131	0				0	0	1977	15	131.80	-	131.80	=	0.00	177	452	237	684
21	02/03/20	131	0				0	0	1977	15	131.80	-	131.80	=	0.00	177	452	237	684
22	02/10/20	131	0				0	0	1977	15	131.80	-	131.80	=	0.00	177	452	237	684
23	02/17/20	131	89	a121	125	131	377	644	2233	17	131.35	-	131.80	=	-0.45	177	452	237	684
24	02/24/20	131	0				0	0	2233	17	131.35	-	131.35	=	0.00	177	452	237	684
25	03/02/20	131	0				0	0	2233	17	131.35	-	131.35	=	0.00	177	452	237	684
26	03/09/20	131	0				0	0	2233	17	131.35	-	131.35	=	0.00	177	452	237	684
27	03/16/20	131	89				0	0	2233	17	131.35	-	131.35	=	0.00	177	452	237	684

<u><100</u>	<u>100's</u>	<u>125's</u>	<u>150's</u>	<u>175's</u>	<u>200's</u>	<u>225's</u>	<u>250's</u>	<u>275's</u>	<u>300's</u>
	5	10	1	1					
<u><400</u>	<u>400's</u>	<u>450's</u>	<u>500's</u>	<u>550's</u>	<u>600's</u>	<u>650's</u>	<u>700's</u>	<u>750's</u>	<u>800's</u>
3	2	1							

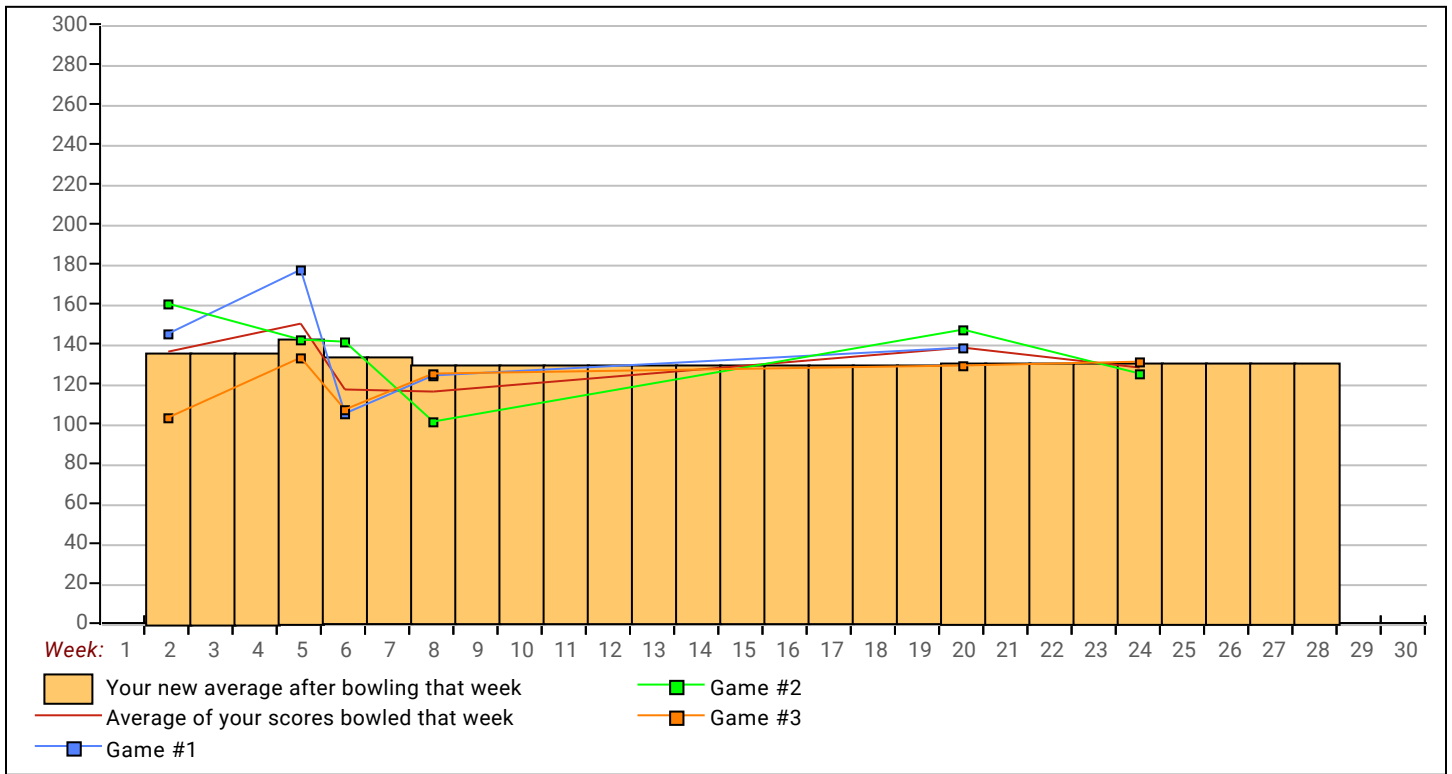
<u>Ave of Game 1</u>	<u>Ave of Game 2</u>	<u>Ave of Game 3</u>
137.80	136.00	121.33

High game of 177 on week 5 High series of 452 on week 5 High average of 143.33 after bowling week 5
 Low game of 101 on week 8 Low series of 350 on week 8 Low average of 130.25 after bowling week 8

High Scores by Game

Game #1: 177 on week 5 Game #2: 160 on week 2 Game #3: 133 on week 5

Note: This report includes information through March 16 which is Week 27 of 29



Monday 6:30 PM

Lanes 23 - 40

Note: This report includes information through March 16 which is Week 27 of 29

Kyle G. Arnzen's Bowling Record - Team 18: Beer Bellies

Week No.	Bowling Date	Old Ave	Old HDCP	Old			Total	HDCP Total	Pins		Gms	---Average Change---			High Game	High Sers	HDCP Game	HDCP Sers
				-1-	-2-	-3-			New	Old		Change						
1	09/09/19	144	77	145	136	153	434	665	434	3	144.67	-	0.00	=	144.67	153	434	
2	09/16/19	144	77	166	120	123	409	640	843	6	140.50	-	144.67	=	-4.17	166	434	
3	09/23/19	140	81	138	96	132	366	609	1209	9	134.33	-	140.50	=	-6.17	166	434	
4	09/30/19	134	86	109	145	112	366	624	1575	12	131.25	-	134.33	=	-3.08	166	434	231
5	10/07/19	131	89	140	104	149	393	660	1968	15	131.20	-	131.25	=	-0.05	166	434	238
6	10/14/19	131	89	122	151	120	393	660	2361	18	131.17	-	131.20	=	-0.03	166	434	240
7	10/21/19	131	89	160	93	141	394	661	2755	21	131.19	-	131.17	=	0.02	166	434	249
8	10/28/19	131	89	110	135	138	383	650	3138	24	130.75	-	131.19	=	-0.44	166	434	249
9	11/04/19	130	90	133	186	84	403	673	3541	27	131.15	-	130.75	=	0.40	186	434	276
10	11/11/19	131	89	121	121	143	385	652	3926	30	130.87	-	131.15	=	-0.28	186	434	276

End of 1st part

11	11/18/19	130	90	146	131	120	397	667	4323	33	131.00	-	130.87	=	0.13	186	434	276	673
12	11/25/19	131	89	112	104	141	357	624	4680	36	130.00	-	131.00	=	-1.00	186	434	276	673
13	12/02/19	130	90	121	156	155	432	702	5112	39	131.08	-	130.00	=	1.08	186	434	276	702
14	12/09/19	131	89	141	164	112	417	684	5529	42	131.64	-	131.08	=	0.57	186	434	276	702
15	12/16/19	131	89	144	117	172	433	700	5962	45	132.49	-	131.64	=	0.85	186	434	276	702
16	12/23/19	132	88	154	159	122	435	699	6397	48	133.27	-	132.49	=	0.78	186	435	276	702
0	12/30/19	133	0				0	0	6397	48	133.27	-	133.27	=	0.00	186	435	276	702
17	01/06/20	133	87	121	116	116	353	614	6750	51	132.35	-	133.27	=	-0.92	186	435	276	702
18	01/13/20	132	88	111	152	156	419	683	7169	54	132.76	-	132.35	=	0.41	186	435	276	702
19	01/20/20	132	88	125	214	153	492	756	7661	57	134.40	-	132.76	=	1.64	214	492	302	756

214 --- 200 Game (160 Ave or Less) -- Local Assoc. Awards

End of 2nd part

20	01/27/20	134	86	140	154	127	421	679	8082	60	134.70	-	134.40	=	0.30	214	492	302	756
21	02/03/20	134	86	168	171	126	465	723	8547	63	135.67	-	134.70	=	0.97	214	492	302	756
22	02/10/20	135	85	121	103	155	379	634	8926	66	135.24	-	135.67	=	-0.42	214	492	302	756
23	02/17/20	135	85	155	156	132	443	698	9369	69	135.78	-	135.24	=	0.54	214	492	302	756
24	02/24/20	135	85	151	129	158	438	693	9807	72	136.21	-	135.78	=	0.43	214	492	302	756
25	03/02/20	136	84	122	136	122	380	632	10187	75	135.83	-	136.21	=	-0.38	214	492	302	756
26	03/09/20	135	85	115	125	164	404	659	10591	78	135.78	-	135.83	=	-0.04	214	492	302	756
27	03/16/20	135	85	133	135	142	410	665	11001	81	135.81	-	135.78	=	0.03	214	492	302	756

<u><100</u>	<u>100's</u>	<u>125's</u>	<u>150's</u>	<u>175's</u>	<u>200's</u>	<u>225's</u>	<u>250's</u>	<u>275's</u>	<u>300's</u>
3	26	28	22	1	1				
<u><400</u>	<u>400's</u>	<u>450's</u>	<u>500's</u>	<u>550's</u>	<u>600's</u>	<u>650's</u>	<u>700's</u>	<u>750's</u>	<u>800's</u>
12	13	2							

<u>Ave of Game 1</u>	<u>Ave of Game 2</u>	<u>Ave of Game 3</u>
134.22	137.37	135.85

High game of **214** on week **20** High series of **492** on week **20** High average of **144.67** after bowling week **1**
 Low game of **84** on week **9** Low series of **353** on week **18** Low average of **130.00** after bowling week **12**

High Scores by Game

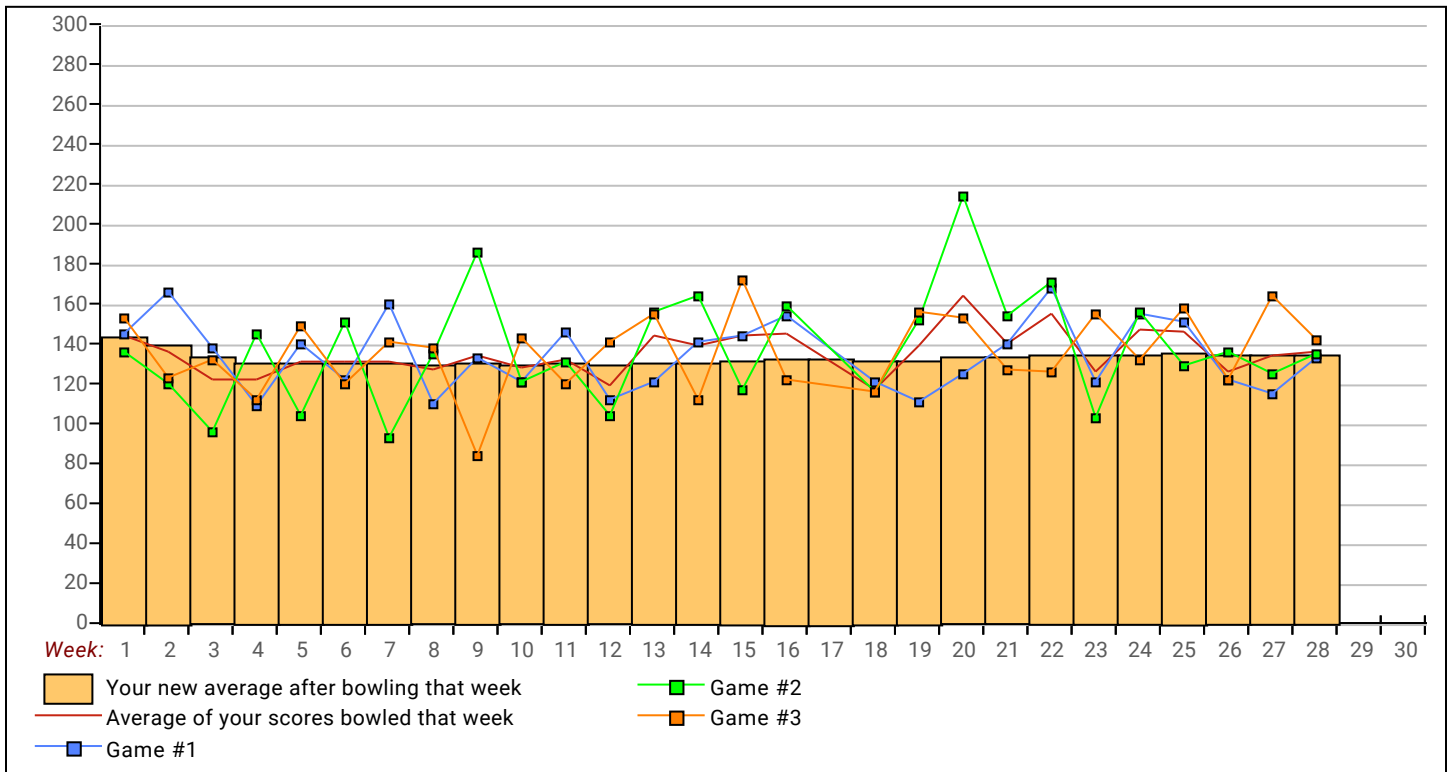
Game #1: **168** on week **22** Game #2: **214** on week **20** Game #3: **172** on week **15**

Industrial League 2019-20

Monday 6:30 PM

Lanes 23 - 40

Note: This report includes information through March 16 which is Week 27 of 29



Monday 6:30 PM

Lanes 23 - 40

Note: This report includes information through March 16 which is Week 27 of 29

Tim D. Sickles's Bowling Record - Team 18: Beer Bellies

Week No.	Bowling Date	Old Ave	Old HDCP	---Average Change---			Total	HDCP Total	Pins	Gms	New - Old ----> +/-			High Game	High Sers	HDCP Game	HDCP Sers
				-1-	-2-	-3-											
1	09/09/19	104	113	89	116	107	312	651	312	3	104.00	- 0.00	= 104.00	116	312		
2	09/16/19	104	113	150	131	105	386	725	698	6	116.33	- 104.00	= 12.33	150	386		
3	09/23/19	116	102	112	140	145	397	703	1095	9	121.67	- 116.33	= 5.33	150	397		
4	09/30/19	121	98	131	121	125	377	671	1472	12	122.67	- 121.67	= 1.00	150	397	229	671
5	10/07/19	122	97	121	87	100	308	599	1780	15	118.67	- 122.67	= -4.00	150	397	229	671
6	10/14/19	118	100	169	131	151	451	751	2231	18	123.94	- 118.67	= 5.28	169	451	269	751
451 --- 400 Series (120 Ave or Less) -- Local Assoc. Awards																	
169 --- 150 Game (120 Ave or Less) -- Local Assoc. Awards																	
7	10/21/19	123	96	186	110	141	437	725	2668	21	127.05	- 123.94	= 3.10	186	451	282	751
8	10/28/19	127	92	84	109	124	317	593	2985	24	124.38	- 127.05	= -2.67	186	451	282	751
9	11/04/19	124	95	136	100	68	304	589	3289	27	121.81	- 124.38	= -2.56	186	451	282	751
10	11/11/19	121	98	116	161	107	384	678	3673	30	122.43	- 121.81	= 0.62	186	451	282	751

End of 1st part

11	11/18/19	122	97	125	157	111	393	684	4066	33	123.21	- 122.43	= 0.78	186	451	282	751
12	11/25/19	123	96	99	122	141	362	650	4428	36	123.00	- 123.21	= -0.21	186	451	282	751
13	12/02/19	123	96	128	201	156	485	773	4913	39	125.97	- 123.00	= 2.97	201	485	297	773
201 --- 200 Game (160 Ave or Less) -- Local Assoc. Awards																	
14	12/09/19	125	94	172	163	162	497	779	5410	42	128.81	- 125.97	= 2.84	201	497	297	779
15	12/16/19	128	91	116	147	158	421	694	5831	45	129.58	- 128.81	= 0.77	201	497	297	779
16	12/23/19	129	0				0	0	5831	45	129.58	- 129.58	= 0.00	201	497	297	779
0	12/30/19	129	0				0	0	5831	45	129.58	- 129.58	= 0.00	201	497	297	779
17	01/06/20	129	90	138	162	178	478	748	6309	48	131.44	- 129.58	= 1.86	201	497	297	779
18	01/13/20	131	89	128	149	134	411	678	6720	51	131.76	- 131.44	= 0.33	201	497	297	779
19	01/20/20	131	89	188	136	144	468	735	7188	54	133.11	- 131.76	= 1.35	201	497	297	779

End of 2nd part

20	01/27/20	133	87	a123	a123	a123	369	630	7188	54	133.11	- 133.11	= 0.00	201	497	297	779
21	02/03/20	133	87	208	115	174	497	758	7685	57	134.82	- 133.11	= 1.71	208	497	297	779
208 --- 200 Game (160 Ave or Less) -- Local Assoc. Awards																	
22	02/10/20	134	86	123	199	138	460	718	8145	60	135.75	- 134.82	= 0.93	208	497	297	779
23	02/17/20	135	85	155	119	113	387	642	8532	63	135.43	- 135.75	= -0.32	208	497	297	779
24	02/24/20	135	85	157	155	152	464	719	8996	66	136.30	- 135.43	= 0.87	208	497	297	779
25	03/02/20	136	84	158	136	125	419	671	9415	69	136.45	- 136.30	= 0.15	208	497	297	779
26	03/09/20	136	84	174	193	155	522	774	9937	72	138.01	- 136.45	= 1.56	208	522	297	779
522 --- 500 Series (150 Ave or Less) -- Local Assoc. Awards																	
27	03/16/20	138	82	138	146	171	455	701	10392	75	138.56	- 138.01	= 0.55	208	522	297	779

End of 3rd part

<u><100</u>	<u>100's</u>	<u>125's</u>	<u>150's</u>	<u>175's</u>	<u>200's</u>	<u>225's</u>	<u>250's</u>	<u>275's</u>	<u>300's</u>
5	20	23	20	5	2				
<u><400</u>	<u>400's</u>	<u>450's</u>	<u>500's</u>	<u>550's</u>	<u>600's</u>	<u>650's</u>	<u>700's</u>	<u>750's</u>	<u>800's</u>
11	4	9	1						

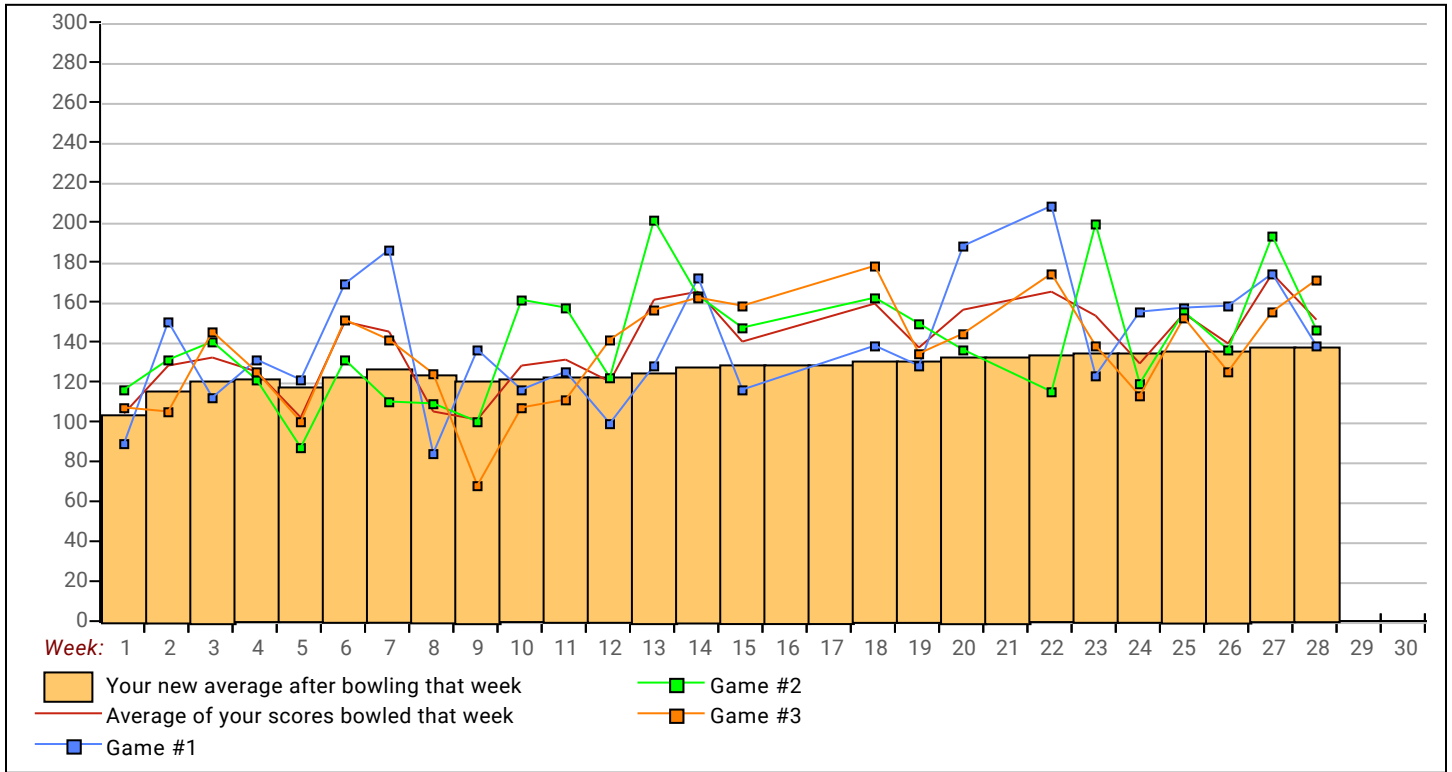
<u>Ave of Game 1</u>	<u>Ave of Game 2</u>	<u>Ave of Game 3</u>
140.04	140.24	135.40

High game of **208** on week **22** High series of **522** on week **27** High average of **138.56** after bowling week **28**
 Low game of **68** on week **9** Low series of **304** on week **9** Low average of **104.00** after bowling week **1**

High Scores by Game

Game #1: **208** on week **22** Game #2: **201** on week **13** Game #3: **178** on week **18**

Note: This report includes information through March 16 which is Week 27 of 29



Monday 6:30 PM

Lanes 23 - 40

Note: This report includes information through March 16 which is Week 27 of 29

Kay Hunting's Bowling Record - Team 18: Beer Bellies

Week No.	Bowling Date	Old Ave	Old HDCP	-1- -2- -3-			Total	HDCP		Pins Gms		---Average Change---			High Game	High Sers	HDCP Game	HDCP Sers
								Total	Total			New	Old	----				
1	09/09/19	0	0				0	0	0	0	-	0.00	=	0.00	0	0		
2	09/16/19	0	0				0	0	0	0	-	0.00	=	0.00	0	0		
3	09/23/19	0	0				0	0	0	0	-	0.00	=	0.00	0	0		
4	09/30/19	0	0				0	0	0	0	-	0.00	=	0.00	0	0		
5	10/07/19	0	0				0	0	0	0	-	0.00	=	0.00	0	0		
6	10/14/19	0	0				0	0	0	0	-	0.00	=	0.00	0	0		
7	10/21/19	0	0				0	0	0	0	-	0.00	=	0.00	0	0		
8	10/28/19	0	0				0	0	0	0	-	0.00	=	0.00	0	0		
9	11/04/19	0	0				0	0	0	0	-	0.00	=	0.00	0	0		
10	11/11/19	0	0				0	0	0	0	-	0.00	=	0.00	0	0		

End of 1st part

11	11/18/19	0	0				0	0	0	0	-	0.00	=	0.00	0	0		
12	11/25/19	0	0				0	0	0	0	-	0.00	=	0.00	0	0		
13	12/02/19	0	0				0	0	0	0	-	0.00	=	0.00	0	0		
14	12/09/19	0	0				0	0	0	0	-	0.00	=	0.00	0	0		
15	12/16/19	0	0				0	0	0	0	-	0.00	=	0.00	0	0		
16	12/23/19	180	45	203	190	147	540	675	540	3	180.00	-	0.00	=	180.00	203	540	
0	12/30/19	180	0				0	0	540	3	180.00	-	180.00	=	0.00	203	540	
17	01/06/20	180	0				0	0	540	3	180.00	-	180.00	=	0.00	203	540	
18	01/13/20	180	0				0	0	540	3	180.00	-	180.00	=	0.00	203	540	
19	01/20/20	180	0				0	0	540	3	180.00	-	180.00	=	0.00	203	540	

End of 2nd part

20	01/27/20	180	0				0	0	540	3	180.00	-	180.00	=	0.00	203	540	
21	02/03/20	180	0				0	0	540	3	180.00	-	180.00	=	0.00	203	540	
22	02/10/20	180	0				0	0	540	3	180.00	-	180.00	=	0.00	203	540	
23	02/17/20	180	0				0	0	540	3	180.00	-	180.00	=	0.00	203	540	
24	02/24/20	180	0				0	0	540	3	180.00	-	180.00	=	0.00	203	540	
25	03/02/20	180	0				0	0	540	3	180.00	-	180.00	=	0.00	203	540	
26	03/09/20	180	0				0	0	540	3	180.00	-	180.00	=	0.00	203	540	
27	03/16/20	180	45				0	0	540	3	180.00	-	180.00	=	0.00	203	540	

Summary Statistics

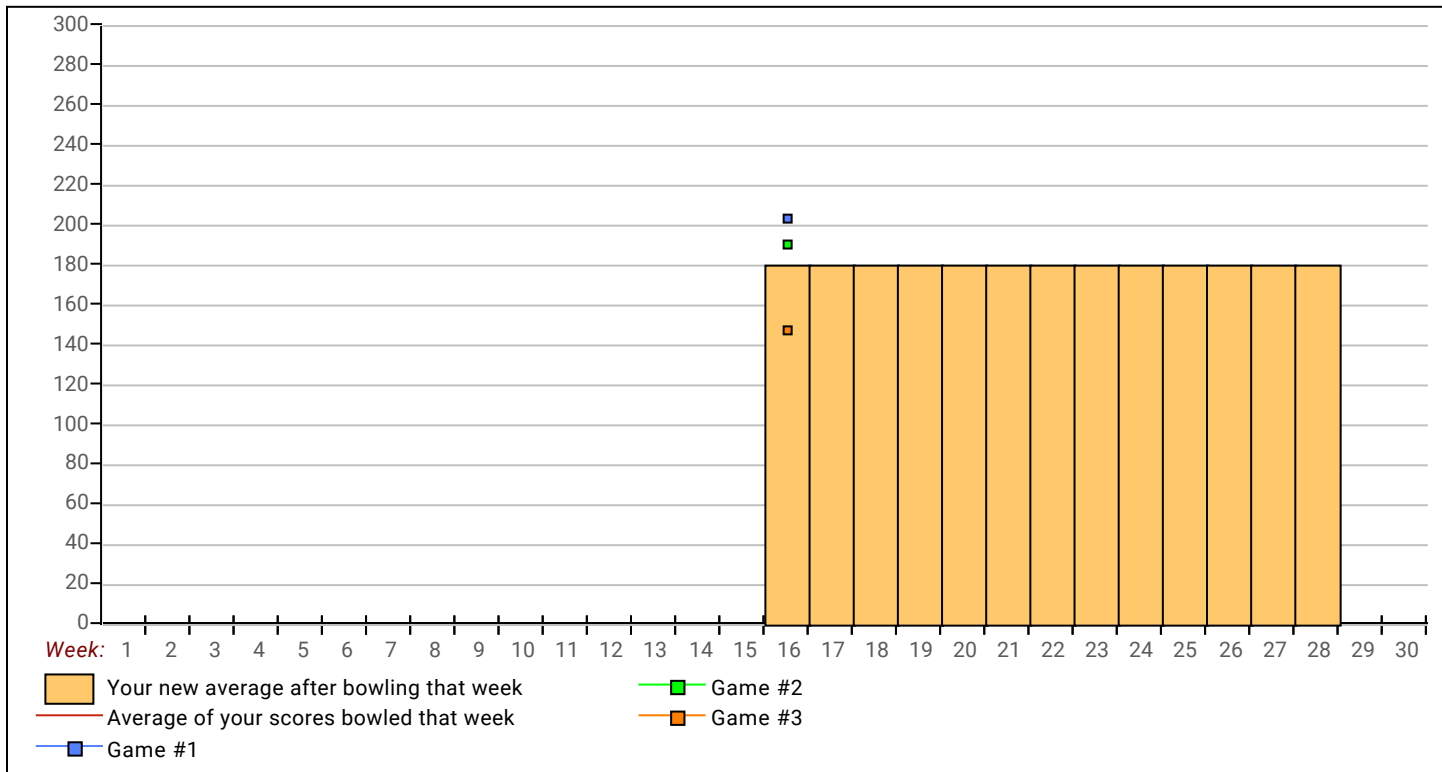
<u><100</u>	<u>100's</u>	<u>125's</u>	<u>150's</u>	<u>175's</u>	<u>200's</u>	<u>225's</u>	<u>250's</u>	<u>275's</u>	<u>300's</u>
		1		1	1				
<u><400</u>	<u>400's</u>	<u>450's</u>	<u>500's</u>	<u>550's</u>	<u>600's</u>	<u>650's</u>	<u>700's</u>	<u>750's</u>	<u>800's</u>
			1						
			<u>Ave of Game 1</u>	<u>Ave of Game 2</u>	<u>Ave of Game 3</u>				
			203.00	190.00	147.00				

High game of **203** on week **16** High series of **540** on week **16** High average of **180.00** after bowling week **16**
 Low game of **147** on week **16** Low series of **540** on week **16** Low average of **180.00** after bowling week **16**

High Scores by Game

Game #1: **203** on week **16** Game #2: **190** on week **16** Game #3: **147** on week **16**

Note: This report includes information through March 16 which is Week 27 of 29



Note: This report includes information through March 16 which is Week 27 of 29

Jeremy K. Hunting's Bowling Record - Team 18: Beer Bellies

Week No.	Bowling Date	Old Ave	Old HDCP	-1- -2- -3-			Total	HDCP		Pins Gms		---Average Change---			High Game	High Sers	HDCP Game	HDCP Sers	
				-1-	-2-	-3-		Total	Pins	Gms	New	Old	+/-						
1	09/09/19	184	41	192	169	192	553	676	553	3	184.33	-	0.00	=	184.33	192	553		
2	09/16/19	184	41	157	222	210	589	712	1142	6	190.33	-	184.33	=	6.00	222	589		
3	09/23/19	190	36	204	175	166	545	653	1687	9	187.44	-	190.33	=	-2.89	222	589		
4	09/30/19	187	38	154	190	205	549	663	2236	12	186.33	-	187.44	=	-1.11	222	589	243	663
5	10/07/19	186	39	161	189	189	539	656	2775	15	185.00	-	186.33	=	-1.33	222	589	243	663
6	10/14/19	185	40	161	189	191	541	661	3316	18	184.22	-	185.00	=	-0.78	222	589	243	663
7	10/21/19	184	41	191	172	150	513	636	3829	21	182.33	-	184.22	=	-1.89	222	589	243	663
8	10/28/19	182	43	201	226	171	598	727	4427	24	184.46	-	182.33	=	2.12	226	598	269	727
9	11/04/19	184	41	209	185	246	640	763	5067	27	187.67	-	184.46	=	3.21	246	640	287	763
10	11/11/19	187	38	201	215	266	682	796	5749	30	191.63	-	187.67	=	3.97	266	682	304	796

End of 1st part

11	11/18/19	191	35	214	208	170	592	697	6341	33	192.15	-	191.63	=	0.52	266	682	304	796
12	11/25/19	192	34	157	221	193	571	673	6912	36	192.00	-	192.15	=	-0.15	266	682	304	796
13	12/02/19	192	34	194	200	201	595	697	7507	39	192.49	-	192.00	=	0.49	266	682	304	796
14	12/09/19	192	34	190	161	190	541	643	8048	42	191.62	-	192.49	=	-0.87	266	682	304	796
15	12/16/19	191	35	191	189	176	556	661	8604	45	191.20	-	191.62	=	-0.42	266	682	304	796
16	12/23/19	191	35	223	147	180	550	655	9154	48	190.71	-	191.20	=	-0.49	266	682	304	796
0	12/30/19	190	0				0	0	9154	48	190.71	-	190.71	=	0.00	266	682	304	796
17	01/06/20	190	36	166	172	177	515	623	9669	51	189.59	-	190.71	=	-1.12	266	682	304	796
18	01/13/20	189	36	162	186	165	513	621	10182	54	188.56	-	189.59	=	-1.03	266	682	304	796
19	01/20/20	188	37	155	168	185	508	619	10690	57	187.54	-	188.56	=	-1.01	266	682	304	796

End of 2nd part

20	01/27/20	187	38	214	195	234	643	757	11333	60	188.88	-	187.54	=	1.34	266	682	304	796
21	02/03/20	188	37	179	185	200	564	675	11897	63	188.84	-	188.88	=	-0.04	266	682	304	796
22	02/10/20	188	37	201	192	209	602	713	12499	66	189.38	-	188.84	=	0.54	266	682	304	796
23	02/17/20	189	36	a179	a179	a179	537	645	12499	66	189.38	-	189.38	=	0.00	266	682	304	796
24	02/24/20	189	36	200	190	201	591	699	13090	69	189.71	-	189.38	=	0.33	266	682	304	796
25	03/02/20	189	36	207	167	166	540	648	13630	72	189.31	-	189.71	=	-0.40	266	682	304	796
26	03/09/20	189	36	178	188	222	588	696	14218	75	189.57	-	189.31	=	0.27	266	682	304	796
27	03/16/20	189	36	180	221	235	636	744	14854	78	190.44	-	189.57	=	0.86	266	682	304	796

<u><100</u>	<u>100's</u>	<u>125's</u>	<u>150's</u>	<u>175's</u>	<u>200's</u>	<u>225's</u>	<u>250's</u>	<u>275's</u>	<u>300's</u>
		1	20	29	23	4	1		
<u><400</u>	<u>400's</u>	<u>450's</u>	<u>500's</u>	<u>550's</u>	<u>600's</u>	<u>650's</u>	<u>700's</u>	<u>750's</u>	<u>800's</u>
			10	11	4	1			
			<u>Ave of Game 1</u>	<u>Ave of Game 2</u>	<u>Ave of Game 3</u>				
			186.23	189.31	195.77				

High game of 266 on week 10 High series of 682 on week 10 High average of 192.49 after bowling week 13
 Low game of 147 on week 16 Low series of 508 on week 20 Low average of 182.33 after bowling week 7

High Scores by Game
 Game #1: 223 on week 16 Game #2: 226 on week 8 Game #3: 266 on week 10

Note: This report includes information through March 16 which is Week 27 of 29

