

Monday 6:30 PM

Lanes 23 - 40

Note: This report includes information through March 16 which is Week 27 of 29

Hulett McGaugh's Bowling Record - Team 17: Silver Creek Realty

Week No.	Bowling Date	Old Ave	Old HDCP	HDCP			Total	HDCP Total	Pins	Gms	---Average Change---		High Game	High Sers	HDCP Game	HDCP Sers	
				-1-	-2-	-3-					New	Old					----> +/-
1	09/09/19	138	82	158	135	122	415	661	415	3	138.33	- 0.00	= 138.33	158	415		
2	09/16/19	138	82	148	143	148	439	685	854	6	142.33	- 138.33	= 4.00	158	439		
3	09/23/19	142	79	181	143	155	479	716	1333	9	148.11	- 142.33	= 5.78	181	479		
4	09/30/19	148	73	a138	a138	a138	414	633	1333	9	148.11	- 148.11	= 0.00	181	479		
5	10/07/19	148	73	175	124	167	466	685	1799	12	149.92	- 148.11	= 1.81	181	479	248	685
6	10/14/19	149	72	170	183	147	500	716	2299	15	153.27	- 149.92	= 3.35	183	500	255	716
500 --- 500 Series (150 Ave or Less) -- Local Assoc. Awards																	
7	10/21/19	153	69	132	169	153	454	661	2753	18	152.94	- 153.27	= -0.32	183	500	255	716
8	10/28/19	152	70	161	195	134	490	700	3243	21	154.43	- 152.94	= 1.48	195	500	265	716
9	11/04/19	154	68	153	162	154	469	673	3712	24	154.67	- 154.43	= 0.24	195	500	265	716
10	11/11/19	154	68	169	189	159	517	721	4229	27	156.63	- 154.67	= 1.96	195	517	265	721

End of 1st part

11	11/18/19	156	66	175	148	125	448	646	4677	30	155.90	- 156.63	= -0.73	195	517	265	721
12	11/25/19	155	67	151	166	202	519	720	5196	33	157.45	- 155.90	= 1.55	202	519	269	721
202 --- 200 Game (160 Ave or Less) -- Local Assoc. Awards																	
13	12/02/19	157	65	145	128	192	465	660	5661	36	157.25	- 157.45	= -0.20	202	519	269	721
14	12/09/19	157	65	136	167	170	473	668	6134	39	157.28	- 157.25	= 0.03	202	519	269	721
15	12/16/19	157	65	168	170	160	498	693	6632	42	157.90	- 157.28	= 0.62	202	519	269	721
16	12/23/19	157	65	153	217	157	527	722	7159	45	159.09	- 157.90	= 1.18	217	527	282	722
217 --- 200 Game (160 Ave or Less) -- Local Assoc. Awards																	
0	12/30/19	159	0				0	0	7159	45	159.09	- 159.09	= 0.00	217	527	282	722
17	01/06/20	159	63	157	164	126	447	636	7606	48	158.46	- 159.09	= -0.63	217	527	282	722
18	01/13/20	158	64	155	182	153	490	682	8096	51	158.75	- 158.46	= 0.29	217	527	282	722
19	01/20/20	158	64	224	153	201	578	770	8674	54	160.63	- 158.75	= 1.88	224	578	288	770
224 --- 200 Game (160 Ave or Less) -- Local Assoc. Awards																	

End of 2nd part

20	01/27/20	160	63	172	117	186	475	664	9149	57	160.51	- 160.63	= -0.12	224	578	288	770
21	02/03/20	160	63	140	233	129	502	691	9651	60	160.85	- 160.51	= 0.34	233	578	296	770
233 --- 200 Game (160 Ave or Less) -- Local Assoc. Awards																	
22	02/10/20	160	63	130	154	173	457	646	10108	63	160.44	- 160.85	= -0.41	233	578	296	770
23	02/17/20	160	63	160	175	152	487	676	10595	66	160.53	- 160.44	= 0.09	233	578	296	770
24	02/24/20	160	63	154	148	192	494	683	11089	69	160.71	- 160.53	= 0.18	233	578	296	770
25	03/02/20	160	63	204	146	178	528	717	11617	72	161.35	- 160.71	= 0.64	233	578	296	770
204 --- 200 Game (160 Ave or Less) -- Local Assoc. Awards																	
26	03/09/20	161	62	156	172	174	502	688	12119	75	161.59	- 161.35	= 0.24	233	578	296	770
27	03/16/20	161	62	160	145	246	551	737	12670	78	162.44	- 161.59	= 0.85	246	578	308	770

Summary

<u><100</u>	<u>100's</u>	<u>125's</u>	<u>150's</u>	<u>175's</u>	<u>200's</u>	<u>225's</u>	<u>250's</u>	<u>275's</u>	<u>300's</u>
	3	20	36	12	5	2			
<u><400</u>	<u>400's</u>	<u>450's</u>	<u>500's</u>	<u>550's</u>	<u>600's</u>	<u>650's</u>	<u>700's</u>	<u>750's</u>	<u>800's</u>
	4	13	7	2					

<u>Ave of Game 1</u>	<u>Ave of Game 2</u>	<u>Ave of Game 3</u>
161.04	162.62	163.65

High game of **246** on week **28** High series of **578** on week **20** High average of **162.44** after bowling week **28**
 Low game of **117** on week **21** Low series of **415** on week **1** Low average of **138.33** after bowling week **1**

High Scores by Game

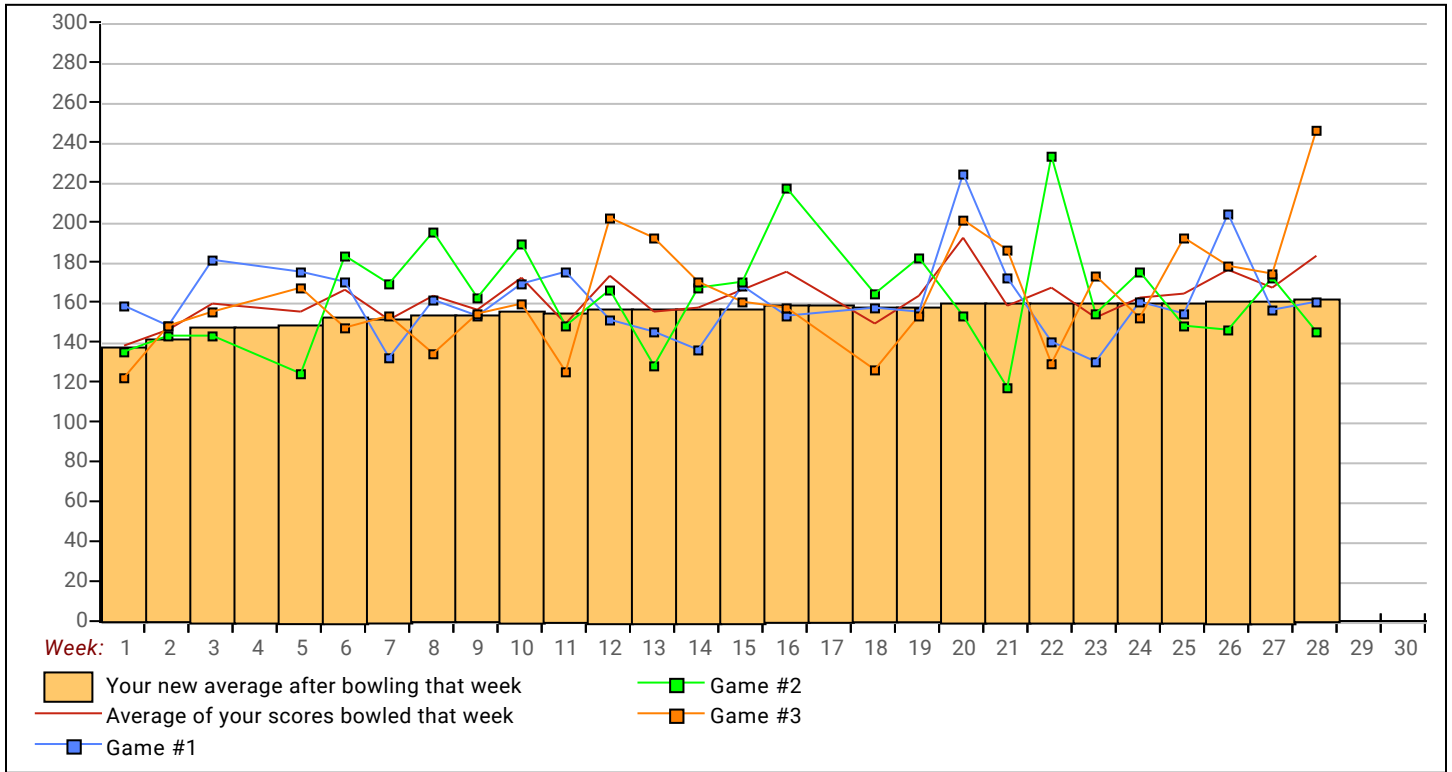
Game #1: **224** on week **20** Game #2: **233** on week **22** Game #3: **246** on week **28**

Industrial League 2019-20

Monday 6:30 PM

Lanes 23 - 40

Note: This report includes information through March 16 which is Week 27 of 29



Note: This report includes information through March 16 which is Week 27 of 29

Kevin C. Ball's Bowling Record - Team 17: Silver Creek Realty

Week No.	Bowling Date	Old Ave	Old HDCP	Old			Total	HDCP Total	Pins Gms		---Average Change---			High Game	High Sers	HDCP Game	HDCP Sers
				-1-	-2-	-3-			New	Old	----> +/-						
1	09/09/19	142	79	139	137	150	426	663	426	3	142.00	-	0.00	=	142.00	150	426
2	09/16/19	142	79	149	168	140	457	694	883	6	147.17	-	142.00	=	5.17	168	457
3	09/23/19	147	74	160	214	150	524	746	1407	9	156.33	-	147.17	=	9.17	214	524
4	09/30/19	156	66	169	158	149	476	674	1883	12	156.92	-	156.33	=	0.58	214	524
5	10/07/19	156	66	105	177	180	462	660	2345	15	156.33	-	156.92	=	-0.58	214	524
6	10/14/19	156	66	a146	a146	a146	438	636	2345	15	156.33	-	156.33	=	0.00	214	524
7	10/21/19	156	66	170	197	180	547	745	2892	18	160.67	-	156.33	=	4.33	214	547
8	10/28/19	160	63	127	184	149	460	649	3352	21	159.62	-	160.67	=	-1.05	214	547
9	11/04/19	159	63	146	174	181	501	690	3853	24	160.54	-	159.62	=	0.92	214	547
10	11/11/19	160	63	155	189	145	489	678	4342	27	160.81	-	160.54	=	0.27	214	547

End of 1st part

11	11/18/19	160	63	163	161	168	492	681	4834	30	161.13	-	160.81	=	0.32	214	547
12	11/25/19	161	62	147	168	150	465	651	5299	33	160.58	-	161.13	=	-0.56	214	547
13	12/02/19	160	63	147	200	171	518	707	5817	36	161.58	-	160.58	=	1.01	214	547
200 --- 200 Game (160 Ave or Less) -- Local Assoc. Awards																	
14	12/09/19	161	62	170	165	196	531	717	6348	39	162.77	-	161.58	=	1.19	214	547
15	12/16/19	162	61	189	162	157	508	691	6856	42	163.24	-	162.77	=	0.47	214	547
16	12/23/19	163	60	174	147	129	450	630	7306	45	162.36	-	163.24	=	-0.88	214	547
0	12/30/19	162	0				0	0	7306	45	162.36	-	162.36	=	0.00	214	547
17	01/06/20	162	61	173	141	138	452	635	7758	48	161.63	-	162.36	=	-0.73	214	547
18	01/13/20	161	62	198	183	153	534	720	8292	51	162.59	-	161.63	=	0.96	214	547
19	01/20/20	162	61	155	144	169	468	651	8760	54	162.22	-	162.59	=	-0.37	214	547

End of 2nd part

20	01/27/20	162	61	188	165	126	479	662	9239	57	162.09	-	162.22	=	-0.13	214	547
21	02/03/20	162	61	193	146	145	484	667	9723	60	162.05	-	162.09	=	-0.04	214	547
22	02/10/20	162	61	160	144	120	424	607	10147	63	161.06	-	162.05	=	-0.99	214	547
23	02/17/20	161	62	178	192	155	525	711	10672	66	161.70	-	161.06	=	0.63	214	547
24	02/24/20	161	62	198	211	171	580	766	11252	69	163.07	-	161.70	=	1.38	214	580
25	03/02/20	163	60	210	166	210	586	766	11838	72	164.42	-	163.07	=	1.34	214	586
26	03/09/20	164	59	209	140	124	473	650	12311	75	164.15	-	164.42	=	-0.27	214	586
27	03/16/20	164	59	193	204	150	547	724	12858	78	164.85	-	164.15	=	0.70	214	586

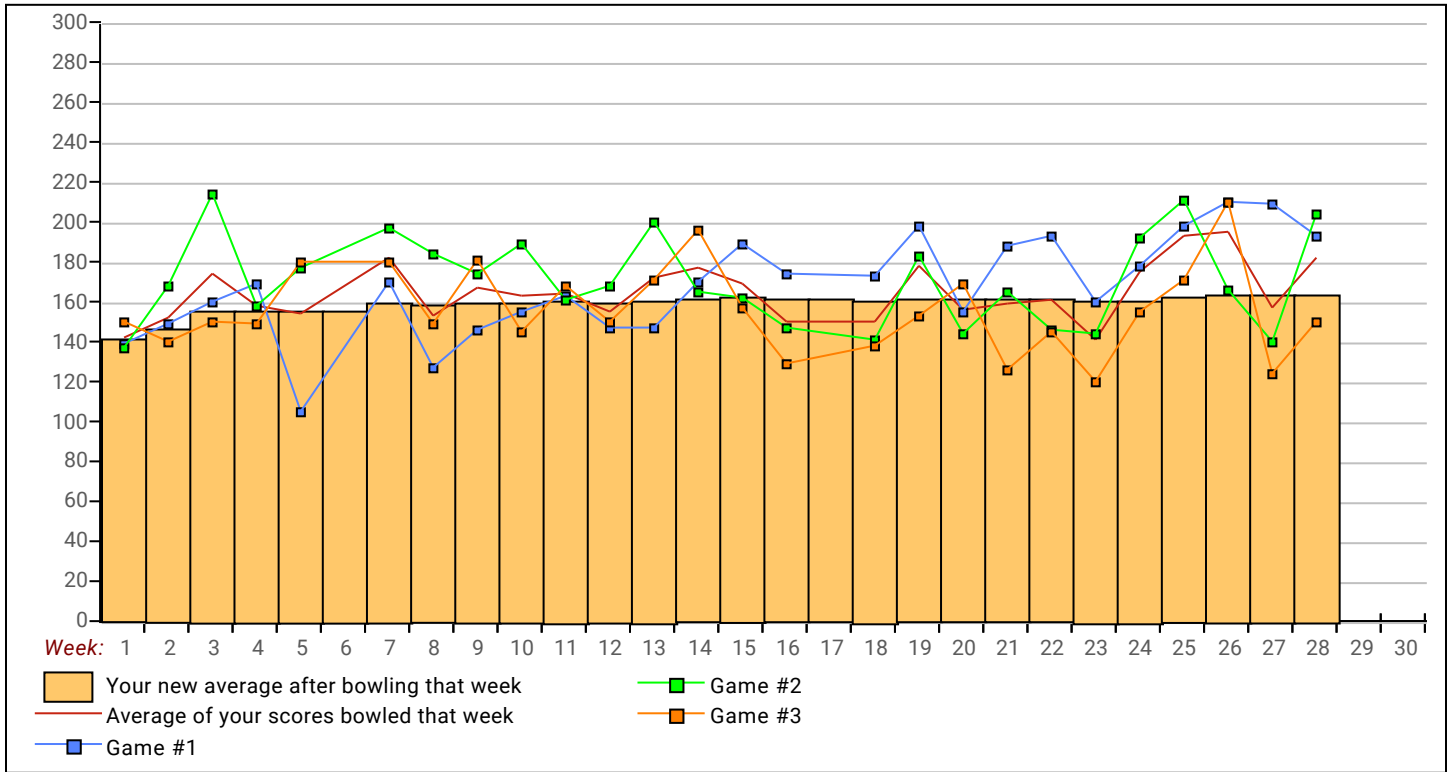
<u><100</u>	<u>100's</u>	<u>125's</u>	<u>150's</u>	<u>175's</u>	<u>200's</u>	<u>225's</u>	<u>250's</u>	<u>275's</u>	<u>300's</u>
	3	21	30	17	7				
<u><400</u>	<u>400's</u>	<u>450's</u>	<u>500's</u>	<u>550's</u>	<u>600's</u>	<u>650's</u>	<u>700's</u>	<u>750's</u>	<u>800's</u>
	2	13	9	2					
<u>Ave of Game 1</u>			<u>Ave of Game 2</u>			<u>Ave of Game 3</u>			
167.88			170.65			156.00			

High game of **214** on week **3** High series of **586** on week **26** High average of **164.85** after bowling week **28**
 Low game of **105** on week **5** Low series of **424** on week **23** Low average of **142.00** after bowling week **1**

High Scores by Game

Game #1: **210** on week **26** Game #2: **214** on week **3** Game #3: **210** on week **26**

Note: This report includes information through March 16 which is Week 27 of 29



Note: This report includes information through March 16 which is Week 27 of 29

Troy H. Putnam's Bowling Record - Team 17: Silver Creek Realty

Week No.	Bowling Date	Old Ave	Old HDCP	Old			Total	HDCP		Pins		---Average Change---			High Game	High Sers	HDCP Game	HDCP Sers	
				-1-	-2-	-3-		Total	Total	Gms	New	Old	----> +/-						
1	09/09/19	189	36	200	234	135	569	677	569	3	189.67	-	0.00	=	189.67	234	569		
2	09/16/19	189	36	189	146	148	483	591	1052	6	175.33	-	189.67	=	-14.33	234	569		
3	09/23/19	175	49	139	181	152	472	619	1524	9	169.33	-	175.33	=	-6.00	234	569		
4	09/30/19	169	54	152	159	126	437	599	1961	12	163.42	-	169.33	=	-5.92	234	569	213	599
5	10/07/19	163	60	126	134	162	422	602	2383	15	158.87	-	163.42	=	-4.55	234	569	222	602
6	10/14/19	158	64	129	159	174	462	654	2845	18	158.06	-	158.87	=	-0.81	234	569	238	654
7	10/21/19	158	64	166	188	161	515	707	3360	21	160.00	-	158.06	=	1.94	234	569	252	707
8	10/28/19	160	63	191	179	191	561	750	3921	24	163.38	-	160.00	=	3.38	234	569	254	750
9	11/04/19	163	60	158	164	143	465	645	4386	27	162.44	-	163.38	=	-0.93	234	569	254	750
10	11/11/19	162	61	154	171	172	497	680	4883	30	162.77	-	162.44	=	0.32	234	569	254	750

End of 1st part

11	11/18/19	162	61	158	244	177	579	762	5462	33	165.52	-	162.77	=	2.75	244	579	305	762
12	11/25/19	165	58	102	175	139	416	590	5878	36	163.28	-	165.52	=	-2.24	244	579	305	762
13	12/02/19	163	60	173	141	172	486	666	6364	39	163.18	-	163.28	=	-0.10	244	579	305	762
14	12/09/19	163	60	203	181	176	560	740	6924	42	164.86	-	163.18	=	1.68	244	579	305	762
15	12/16/19	164	59	117	127	168	412	589	7336	45	163.02	-	164.86	=	-1.83	244	579	305	762
16	12/23/19	163	60	182	201	132	515	695	7851	48	163.56	-	163.02	=	0.54	244	579	305	762
0	12/30/19	163	0				0	0	7851	48	163.56	-	163.56	=	0.00	244	579	305	762
17	01/06/20	163	60	128	146	210	484	664	8335	51	163.43	-	163.56	=	-0.13	244	579	305	762
18	01/13/20	163	60	157	168	178	503	683	8838	54	163.67	-	163.43	=	0.24	244	579	305	762
19	01/20/20	163	60	243	170	148	561	741	9399	57	164.89	-	163.67	=	1.23	244	579	305	762

End of 2nd part

20	01/27/20	164	59	160	165	166	491	668	9890	60	164.83	-	164.89	=	-0.06	244	579	305	762
21	02/03/20	164	59	255	129	230	614	791	10504	63	166.73	-	164.83	=	1.90	255	614	314	791
614 --- 600 Series (175 Ave or Less) -- Local Assoc. Awards																			
22	02/10/20	166	57	136	124	168	428	599	10932	66	165.64	-	166.73	=	-1.09	255	614	314	791
23	02/17/20	165	58	148	153	170	471	645	11403	69	165.26	-	165.64	=	-0.38	255	614	314	791
24	02/24/20	165	58	180	178	157	515	689	11918	72	165.53	-	165.26	=	0.27	255	614	314	791
25	03/02/20	165	58	176	149	151	476	650	12394	75	165.25	-	165.53	=	-0.27	255	614	314	791
26	03/09/20	165	58	178	188	175	541	715	12935	78	165.83	-	165.25	=	0.58	255	614	314	791
27	03/16/20	165	58	158	167	156	481	655	13416	81	165.63	-	165.83	=	-0.20	255	614	314	791

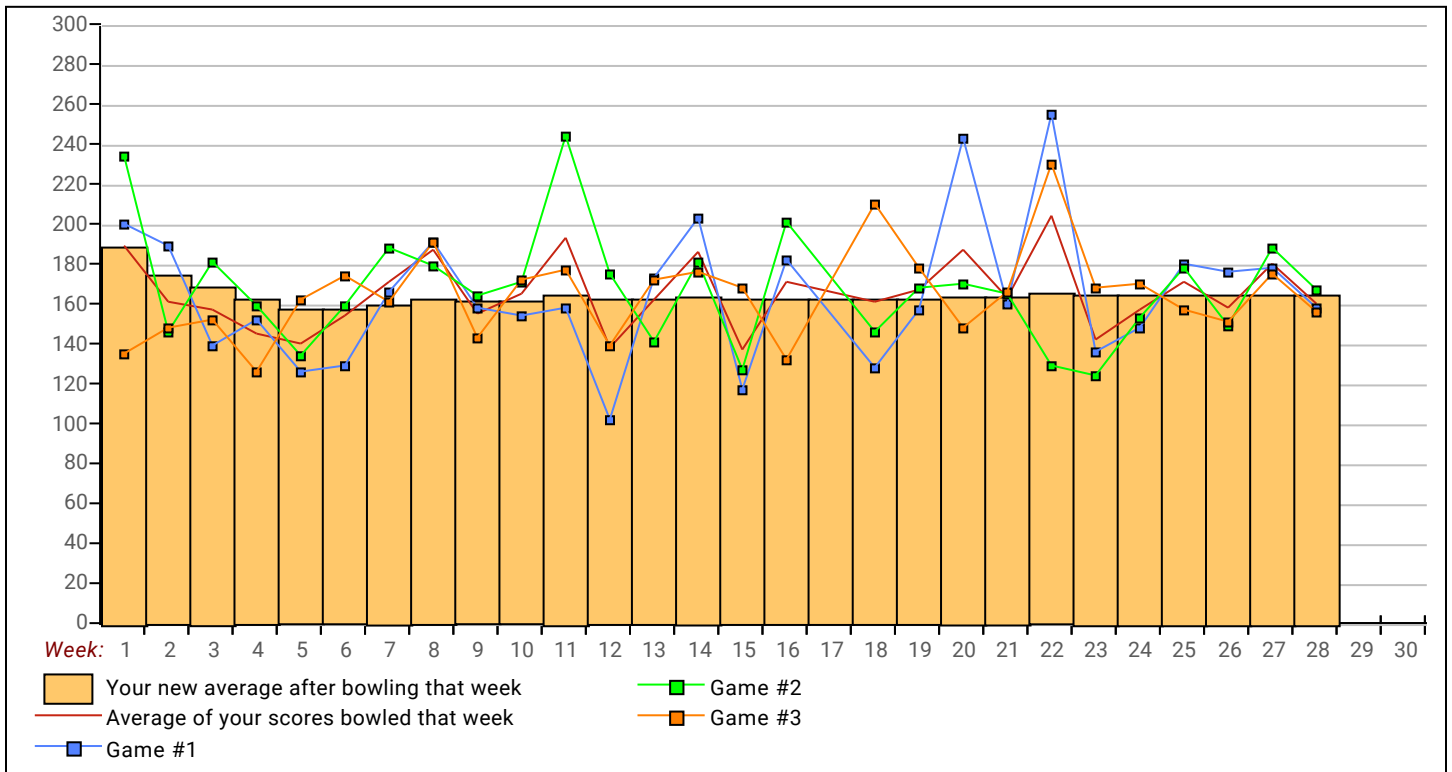
<u><100</u>	<u>100's</u>	<u>125's</u>	<u>150's</u>	<u>175's</u>	<u>200's</u>	<u>225's</u>	<u>250's</u>	<u>275's</u>	<u>300's</u>
	3	20	31	18	4	4	1		
<u><400</u>	<u>400's</u>	<u>450's</u>	<u>500's</u>	<u>550's</u>	<u>600's</u>	<u>650's</u>	<u>700's</u>	<u>750's</u>	<u>800's</u>
	5	11	5	5	1				
<u>Ave of Game 1</u>			<u>Ave of Game 2</u>			<u>Ave of Game 3</u>			
165.11			167.44			164.33			

High game of **255** on week **22** High series of **614** on week **22** High average of **189.67** after bowling week **1**
 Low game of **102** on week **12** Low series of **412** on week **15** Low average of **158.06** after bowling week **6**

High Scores by Game

Game #1: **255** on week **22** Game #2: **244** on week **11** Game #3: **230** on week **22**

Note: This report includes information through March 16 which is Week 27 of 29



Note: This report includes information through March 16 which is Week 27 of 29

Jason T. Callen's Bowling Record - Team 17: Silver Creek Realty

Week No.	Bowling Date	Old Ave	Old HDCP	---Average Change---			Total	HDCP Total	Pins	Gms	New - Old ----> +/-		High Game	High Sers	HDCP Game	HDCP Sers
				-1-	-2-	-3-										
1	09/09/19	162	61	160	141	187	488	671	488	3	162.67 - 0.00 =	162.67	187	488		
2	09/16/19	162	61	191	177	163	531	714	1019	6	169.83 - 162.67 =	7.17	191	531		
3	09/23/19	169	54	165	169	159	493	655	1512	9	168.00 - 169.83 =	-1.83	191	531		
4	09/30/19	168	55	135	174	140	449	614	1961	12	163.42 - 168.00 =	-4.58	191	531	229	614
5	10/07/19	163	60	192	180	201	573	753	2534	15	168.93 - 163.42 =	5.52	201	573	261	753
6	10/14/19	168	55	117	179	178	474	639	3008	18	167.11 - 168.93 =	-1.82	201	573	261	753
7	10/21/19	167	56	139	149	225	513	681	3521	21	167.67 - 167.11 =	0.56	225	573	281	753
8	10/28/19	167	56	135	154	166	455	623	3976	24	165.67 - 167.67 =	-2.00	225	573	281	753
9	11/04/19	165	58	168	139	170	477	651	4453	27	164.93 - 165.67 =	-0.74	225	573	281	753
10	11/11/19	164	59	194	184	208	586	763	5039	30	167.97 - 164.93 =	3.04	225	586	281	763

End of 1st part

11	11/18/19	167	56	208	178	184	570	738	5609	33	169.97 - 167.97 =	2.00	225	586	281	763
12	11/25/19	169	54	142	190	155	487	649	6096	36	169.33 - 169.97 =	-0.64	225	586	281	763
13	12/02/19	169	54	165	236	191	592	754	6688	39	171.49 - 169.33 =	2.15	236	592	290	763
14	12/09/19	171	53	162	172	173	507	666	7195	42	171.31 - 171.49 =	-0.18	236	592	290	763
15	12/16/19	171	53	149	222	129	500	659	7695	45	171.00 - 171.31 =	-0.31	236	592	290	763
16	12/23/19	171	53	151	187	162	500	659	8195	48	170.73 - 171.00 =	-0.27	236	592	290	763
0	12/30/19	170	0				0	0	8195	48	170.73 - 170.73 =	0.00	236	592	290	763
17	01/06/20	170	54	166	153	197	516	678	8711	51	170.80 - 170.73 =	0.07	236	592	290	763
18	01/13/20	170	54	194	217	183	594	756	9305	54	172.31 - 170.80 =	1.51	236	594	290	763
19	01/20/20	172	52	163	198	163	524	680	9829	57	172.44 - 172.31 =	0.12	236	594	290	763

End of 2nd part

20	01/27/20	172	52	133	177	167	477	633	10306	60	171.77 - 172.44 =	-0.67	236	594	290	763
21	02/03/20	171	53	138	182	151	471	630	10777	63	171.06 - 171.77 =	-0.70	236	594	290	763
22	02/10/20	171	53	160	188	124	472	631	11249	66	170.44 - 171.06 =	-0.62	236	594	290	763
23	02/17/20	170	54	185	217	145	547	709	11796	69	170.96 - 170.44 =	0.52	236	594	290	763
24	02/24/20	170	54	172	183	155	510	672	12306	72	170.92 - 170.96 =	-0.04	236	594	290	763
25	03/02/20	170	54	176	149	157	482	644	12788	75	170.51 - 170.92 =	-0.41	236	594	290	763
26	03/09/20	170	54	169	146	169	484	646	13272	78	170.15 - 170.51 =	-0.35	236	594	290	763
27	03/16/20	170	54	179	139	135	453	615	13725	81	169.44 - 170.15 =	-0.71	236	594	290	763

<u><100</u>	<u>100's</u>	<u>125's</u>	<u>150's</u>	<u>175's</u>	<u>200's</u>	<u>225's</u>	<u>250's</u>	<u>275's</u>	<u>300's</u>
	2	17	29	25	6	2			
<u><400</u>	<u>400's</u>	<u>450's</u>	<u>500's</u>	<u>550's</u>	<u>600's</u>	<u>650's</u>	<u>700's</u>	<u>750's</u>	<u>800's</u>
	1	12	9	5					

<u>Ave of Game 1</u>	<u>Ave of Game 2</u>	<u>Ave of Game 3</u>
163.26	177.04	168.04

High game of **236** on week **13** High series of **594** on week **19** High average of **172.44** after bowling week **20**
 Low game of **117** on week **6** Low series of **449** on week **4** Low average of **162.67** after bowling week **1**

High Scores by Game

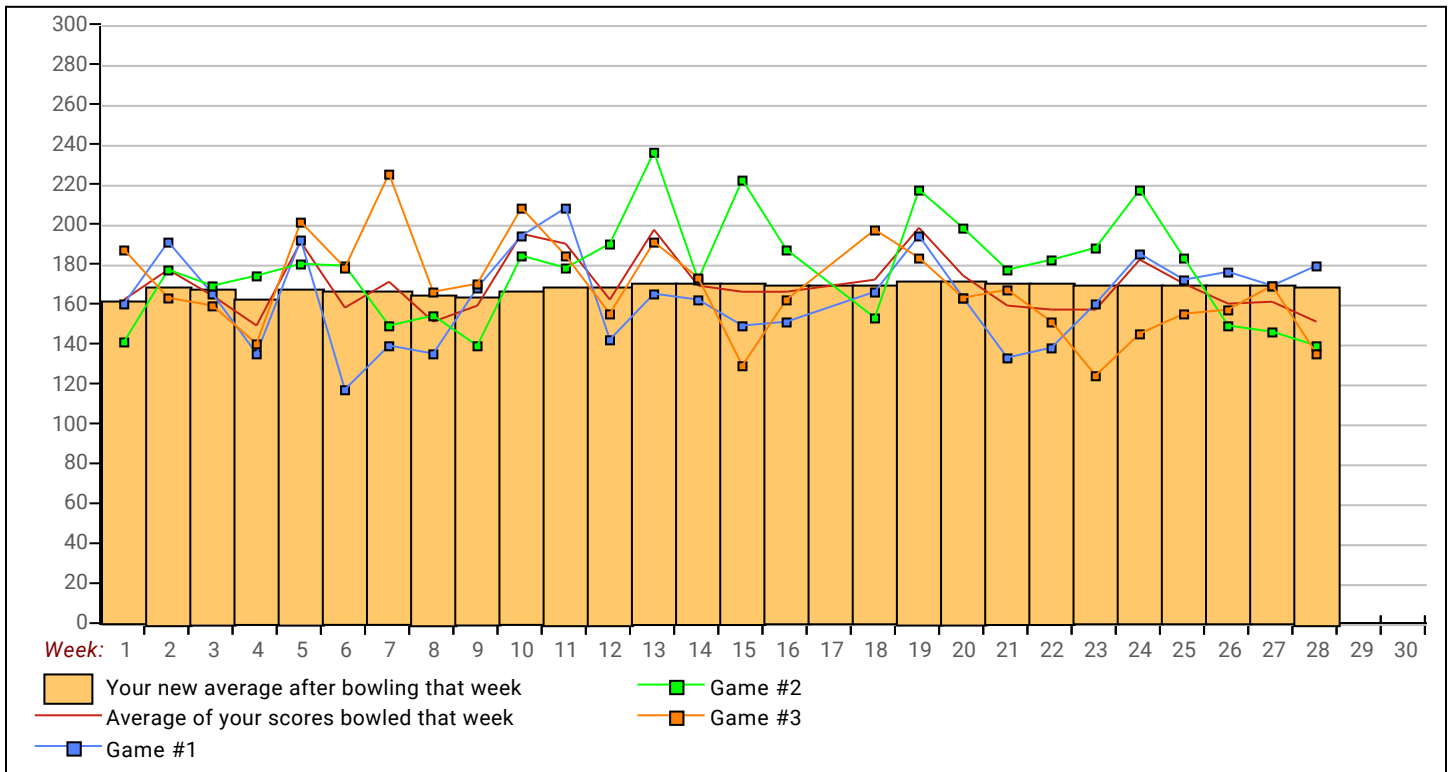
Game #1: **208** on week **11** Game #2: **236** on week **13** Game #3: **225** on week **7**

Industrial League 2019-20

Monday 6:30 PM

Lanes 23 - 40

Note: This report includes information through March 16 which is Week 27 of 29



Monday 6:30 PM

Lanes 23 - 40

Note: This report includes information through March 16 which is Week 27 of 29

Stephen K. Ball's Bowling Record - Team 17: Silver Creek Realty

Week No.	Bowling Date	Old Ave	Old HDCP	HDCP			Total	HDCP		---Average Change---			High Game	High Sers	HDCP Game	HDCP Sers	
				-1-	-2-	-3-		Total	Pins	Gms	New	Old					+/-
1	09/09/19	145	76	116	152	168	436	664	436	3	145.33	-	0.00	=	145.33	168	436
2	09/16/19	145	76	168	145	168	481	709	917	6	152.83	-	145.33	=	7.50	168	481
3	09/23/19	152	70	117	157	172	446	656	1363	9	151.44	-	152.83	=	-1.39	172	481
4	09/30/19	151	71	136	213	163	512	725	1875	12	156.25	-	151.44	=	4.81	213	512
5	10/07/19	156	66	156	178	165	499	697	2374	15	158.27	-	156.25	=	2.02	213	512
6	10/14/19	158	64	175	131	133	439	631	2813	18	156.28	-	158.27	=	-1.99	213	512
7	10/21/19	156	66	157	180	162	499	697	3312	21	157.71	-	156.28	=	1.44	213	512
8	10/28/19	157	65	115	176	194	485	680	3797	24	158.21	-	157.71	=	0.49	213	512
9	11/04/19	158	64	174	184	150	508	700	4305	27	159.44	-	158.21	=	1.24	213	512
10	11/11/19	159	63	107	155	165	427	616	4732	30	157.73	-	159.44	=	-1.71	213	512

End of 1st part

11	11/18/19	157	65	123	172	152	447	642	5179	33	156.94	-	157.73	=	-0.79	213	512
12	11/25/19	156	66	148	201	165	514	712	5693	36	158.14	-	156.94	=	1.20	213	514
				201 --- 200 Game (160 Ave or Less) -- Local Assoc. Awards													
13	12/02/19	158	64	218	166	198	582	774	6275	39	160.90	-	158.14	=	2.76	218	582
				218 --- 200 Game (160 Ave or Less) -- Local Assoc. Awards													
14	12/09/19	160	63	201	186	186	573	762	6848	42	163.05	-	160.90	=	2.15	218	582
				201 --- 200 Game (160 Ave or Less) -- Local Assoc. Awards													
15	12/16/19	163	60	178	155	201	534	714	7382	45	164.04	-	163.05	=	1.00	218	582
16	12/23/19	164	59	192	192	145	529	706	7911	48	164.81	-	164.04	=	0.77	218	582
0	12/30/19	164	0				0	0	7911	48	164.81	-	164.81	=	0.00	218	582
17	01/06/20	164	59	173	172	155	500	677	8411	51	164.92	-	164.81	=	0.11	218	582
18	01/13/20	164	59	218	151	156	525	702	8936	54	165.48	-	164.92	=	0.56	218	582
19	01/20/20	165	58	170	184	166	520	694	9456	57	165.89	-	165.48	=	0.41	218	582

End of 2nd part

20	01/27/20	165	58	188	206	189	583	757	10039	60	167.32	-	165.89	=	1.42	218	583
21	02/03/20	167	56	187	243	143	573	741	10612	63	168.44	-	167.32	=	1.13	243	583
22	02/10/20	168	55	160	140	173	473	638	11085	66	167.95	-	168.44	=	-0.49	243	583
23	02/17/20	167	56	149	158	212	519	687	11604	69	168.17	-	167.95	=	0.22	243	583
24	02/24/20	168	55	179	140	184	503	668	12107	72	168.15	-	168.17	=	-0.02	243	583
25	03/02/20	168	55	214	204	175	593	758	12700	75	169.33	-	168.15	=	1.18	243	593
26	03/09/20	169	54	196	196	206	598	760	13298	78	170.49	-	169.33	=	1.15	243	598
27	03/16/20	170	54	191	183	165	539	701	13837	81	170.83	-	170.49	=	0.34	243	598

<u><100</u>	<u>100's</u>	<u>125's</u>	<u>150's</u>	<u>175's</u>	<u>200's</u>	<u>225's</u>	<u>250's</u>	<u>275's</u>	<u>300's</u>
	5	10	31	23	11	1			
<u><400</u>	<u>400's</u>	<u>450's</u>	<u>500's</u>	<u>550's</u>	<u>600's</u>	<u>650's</u>	<u>700's</u>	<u>750's</u>	<u>800's</u>
	5	5	11	6					
<u>Ave of Game 1</u>			<u>Ave of Game 2</u>			<u>Ave of Game 3</u>			
166.89			174.81			170.78			

High game of **243** on week **22** High series of **598** on week **27** High average of **170.83** after bowling week **28**
 Low game of **107** on week **10** Low series of **427** on week **10** Low average of **145.33** after bowling week **1**

High Scores by Game

Game #1: **218** on week **13** Game #2: **243** on week **22** Game #3: **212** on week **24**

Note: This report includes information through March 16 which is Week 27 of 29

