

Note: This report includes information through March 16 which is Week 27 of 29

## Rick P. Hoemberg's Bowling Record - Team 16: Breshears Flooring

Week No.	Bowling Date	Old Ave	Old HDCP	---Average Change---			Total	HDCP Total	Pins	Gms	New	Old	Change +/-	High Game	High Sers	HDCP Game	HDCP Sers
				-1-	-2-	-3-											
1	09/09/19	0	0				0	0	0	0	-	0.00	= 0.00	0	0		
2	09/16/19	0	0				0	0	0	0	-	0.00	= 0.00	0	0		
3	09/23/19	0	0				0	0	0	0	-	0.00	= 0.00	0	0		
4	09/30/19	0	0				0	0	0	0	-	0.00	= 0.00	0	0		
5	10/07/19	0	0				0	0	0	0	-	0.00	= 0.00	0	0		
6	10/14/19	0	0				0	0	0	0	-	0.00	= 0.00	0	0		
7	10/21/19	0	0				0	0	0	0	-	0.00	= 0.00	0	0		
8	10/28/19	0	0				0	0	0	0	-	0.00	= 0.00	0	0		
9	11/04/19	0	0				0	0	0	0	-	0.00	= 0.00	0	0		
10	11/11/19	0	0				0	0	0	0	-	0.00	= 0.00	0	0		

### End of 1st part

11	11/18/19	0	0				0	0	0	0	-	0.00	= 0.00	0	0		
12	11/25/19	0	0				0	0	0	0	-	0.00	= 0.00	0	0		
13	12/02/19	0	0				0	0	0	0	-	0.00	= 0.00	0	0		
14	12/09/19	0	0				0	0	0	0	-	0.00	= 0.00	0	0		
15	12/16/19	0	0				0	0	0	0	-	0.00	= 0.00	0	0		
16	12/23/19	0	0				0	0	0	0	-	0.00	= 0.00	0	0		
0	12/30/19	0	0				0	0	0	0	-	0.00	= 0.00	0	0		
17	01/06/20	0	0				0	0	0	0	-	0.00	= 0.00	0	0		
18	01/13/20	0	0				0	0	0	0	-	0.00	= 0.00	0	0		
19	01/20/20	0	0				0	0	0	0	-	0.00	= 0.00	0	0		

### End of 2nd part

20	01/27/20	115	103	<b>110</b>	<b>138</b>	98	346	<b>655</b>	346	3	115.33	- 0.00	= <b>115.33</b>	138	346		
21	02/03/20	115	103	<b>132</b>	110	113	355	664	701	6	116.83	- 115.33	= <b>1.50</b>	138	355		
22	02/10/20	116	102	<b>115</b>	<b>107</b>	114	336	642	1037	9	115.22	- 116.83	= <b>-1.61</b>	138	355		
23	02/17/20	115	103	<b>138</b>	<b>145</b>	<b>144</b>	427	<b>736</b>	1464	12	122.00	- 115.22	= <b>6.78</b>	145	427	248	736
24	02/24/20	122	97	<b>132</b>	<b>161</b>	130	423	<b>714</b>	1887	15	125.80	- 122.00	= <b>3.80</b>	161	427	258	736
25	03/02/20	125	94	153	<b>118</b>	136	407	689	2294	18	127.44	- 125.80	= <b>1.64</b>	161	427	258	736
26	03/09/20	127	92	115	146	<b>154</b>	415	<b>691</b>	2709	21	129.00	- 127.44	= <b>1.56</b>	161	427	258	736
27	03/16/20	129	90				0	0	2709	21	129.00	- 129.00	= <b>0.00</b>	161	427	258	736

### Summary Statistics

<u>&lt;100</u>	<u>100's</u>	<u>125's</u>	<u>150's</u>	<u>175's</u>	<u>200's</u>	<u>225's</u>	<u>250's</u>	<u>275's</u>	<u>300's</u>
1	8	9	3						
<u>&lt;400</u>	<u>400's</u>	<u>450's</u>	<u>500's</u>	<u>550's</u>	<u>600's</u>	<u>650's</u>	<u>700's</u>	<u>750's</u>	<u>800's</u>
3	4								

<u>Ave of Game 1</u>	<u>Ave of Game 2</u>	<u>Ave of Game 3</u>
127.86	132.14	127.00

High game of **161** on week **25**      High series of **427** on week **24**      High average of **129.00** after bowling week **27**  
 Low game of **98** on week **21**      Low series of **336** on week **23**      Low average of **115.22** after bowling week **23**

High Scores by Game

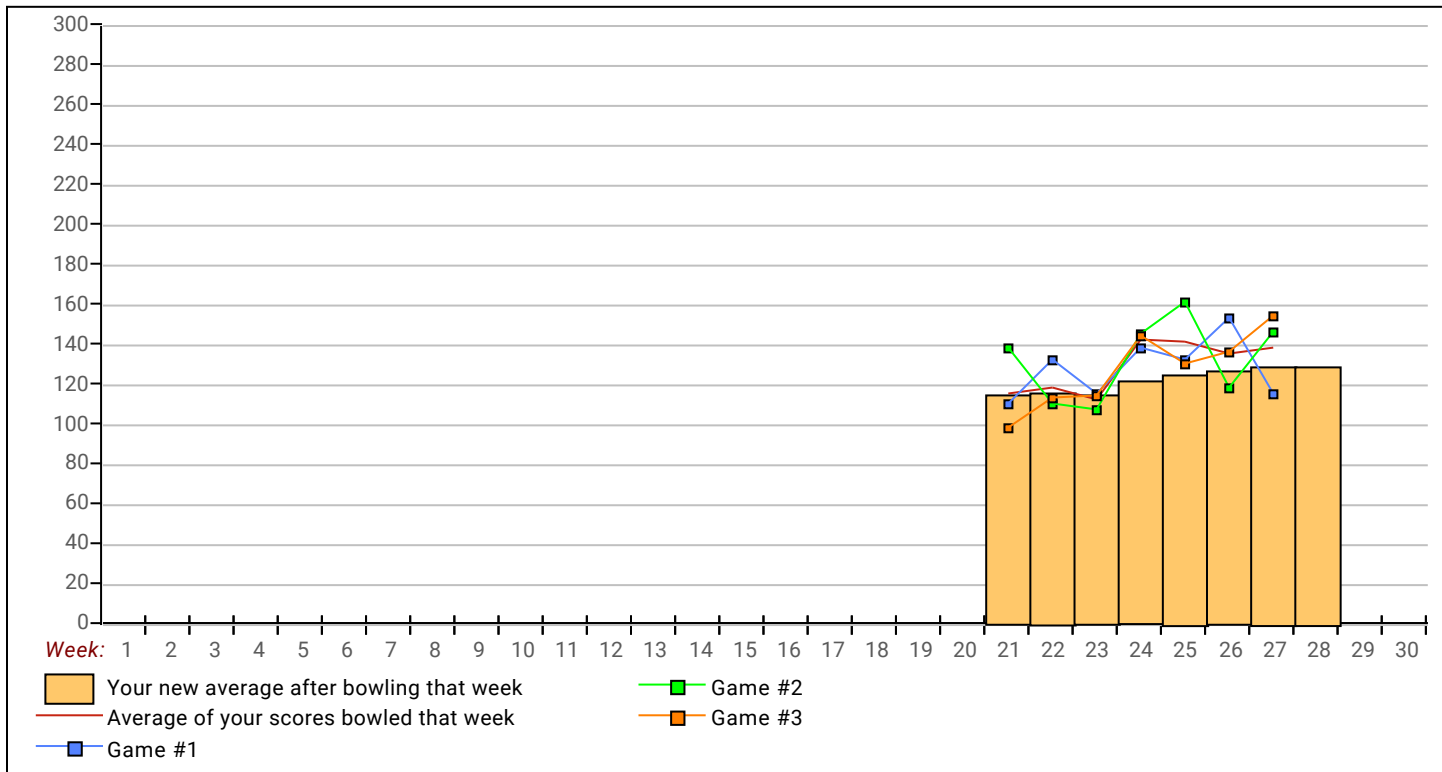
Game #1: **153** on week **26**    Game #2: **161** on week **25**    Game #3: **154** on week **27**

# Industrial League 2019-20

Monday 6:30 PM

Lanes 23 - 40

Note: This report includes information through March 16 which is Week 27 of 29



Note: This report includes information through March 16 which is Week 27 of 29

## Tyler D. Elizondo's Bowling Record - Team 16: Breshears Flooring

Week No.	Bowling Date	Old Ave	Old HDCP	---Average Change---			Total	HDCP Total	Pins	Gms	New - Old	----> +/-	High Game	High Sers	HDCP Game	HDCP Sers
				-1-	-2-	-3-										
1	09/09/19	0	0				0	0	0	0	- 0.00	= 0.00	0	0		
2	09/16/19	0	0				0	0	0	0	- 0.00	= 0.00	0	0		
3	09/23/19	0	0				0	0	0	0	- 0.00	= 0.00	0	0		
4	09/30/19	0	0				0	0	0	0	- 0.00	= 0.00	0	0		
5	10/07/19	0	0				0	0	0	0	- 0.00	= 0.00	0	0		
6	10/14/19	0	0				0	0	0	0	- 0.00	= 0.00	0	0		
7	10/21/19	0	0				0	0	0	0	- 0.00	= 0.00	0	0		
8	10/28/19	0	0				0	0	0	0	- 0.00	= 0.00	0	0		
9	11/04/19	0	0				0	0	0	0	- 0.00	= 0.00	0	0		
10	11/11/19	0	0				0	0	0	0	- 0.00	= 0.00	0	0		

### End of 1st part

11	11/18/19	0	0				0	0	0	0	- 0.00	= 0.00	0	0			
12	11/25/19	0	0				0	0	0	0	- 0.00	= 0.00	0	0			
13	12/02/19	124	95	107	126	139	372	657	372	3	124.00	- 0.00	= 124.00	139	372		
14	12/09/19	124	0				0	0	372	3	124.00	- 124.00	= 0.00	139	372		
15	12/16/19	124	95	114	121	107	342	627	714	6	119.00	- 124.00	= -5.00	139	372		
16	12/23/19	119	0				0	0	714	6	119.00	- 119.00	= 0.00	139	372		
0	12/30/19	119	0				0	0	714	6	119.00	- 119.00	= 0.00	139	372		
17	01/06/20	119	0				0	0	714	6	119.00	- 119.00	= 0.00	139	372		
18	01/13/20	119	99	x106	x148	x88	342	639	1056	9	117.33	- 119.00	= -1.67	148	372		
19	01/20/20	117	0				0	0	1056	9	117.33	- 117.33	= 0.00	148	372		

### End of 2nd part

20	01/27/20	117	101	115	128	96	339	642	1395	12	116.25	- 117.33	= -1.08	148	372	229	642
21	02/03/20	116	102	175	123	156	454	760	1849	15	123.27	- 116.25	= 7.02	175	454	277	760
<b>454 --- 400 Series (120 Ave or Less) -- Local Assoc. Awards</b>																	
<b>175 --- 150 Game (120 Ave or Less) -- Local Assoc. Awards</b>																	
22	02/10/20	123	96	131	130	128	389	677	2238	18	124.33	- 123.27	= 1.07	175	454	277	760
23	02/17/20	124	95	167	166	125	458	743	2696	21	128.38	- 124.33	= 4.05	175	458	277	760
24	02/24/20	128	91	150	142	129	421	694	3117	24	129.88	- 128.38	= 1.49	175	458	277	760
25	03/02/20	129	90	146	112	125	383	653	3500	27	129.63	- 129.88	= -0.25	175	458	277	760
26	03/09/20	129	90	a119	a119	a119	357	627	3500	27	129.63	- 129.63	= 0.00	175	458	277	760
27	03/16/20	129	90	108	165	179	452	722	3952	30	131.73	- 129.63	= 2.10	179	458	277	760

### Summary Statistics

<u>&lt;100</u>	<u>100's</u>	<u>125's</u>	<u>150's</u>	<u>175's</u>	<u>200's</u>	<u>225's</u>	<u>250's</u>	<u>275's</u>	<u>300's</u>
2	9	12	5	2					
<u>&lt;400</u>	<u>400's</u>	<u>450's</u>	<u>500's</u>	<u>550's</u>	<u>600's</u>	<u>650's</u>	<u>700's</u>	<u>750's</u>	<u>800's</u>
6	1	3							

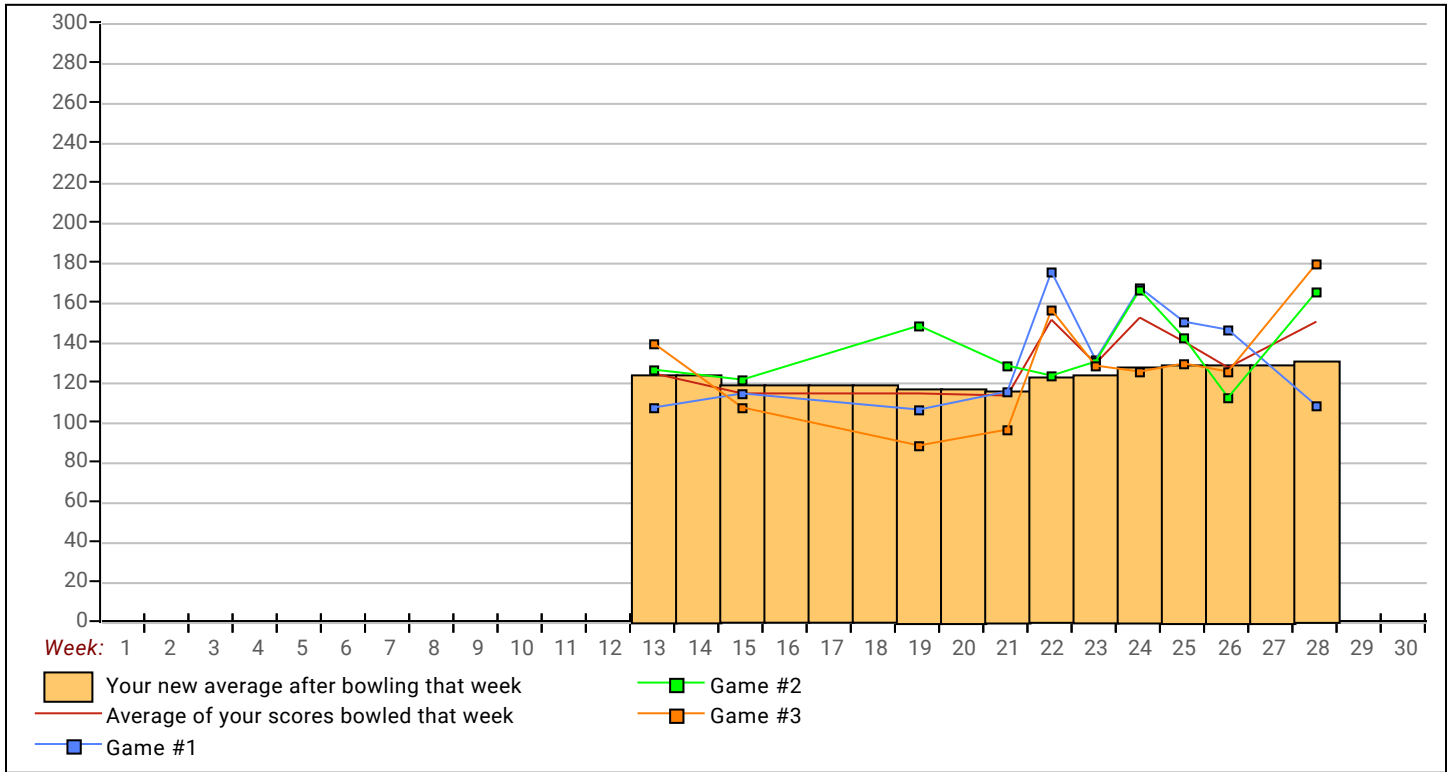
<u>Ave of Game 1</u>	<u>Ave of Game 2</u>	<u>Ave of Game 3</u>
131.90	136.10	127.20

High game of **179** on week **28**      High series of **458** on week **24**      High average of **131.73** after bowling week **28**  
 Low game of **88** on week **19**      Low series of **339** on week **21**      Low average of **116.25** after bowling week **21**

#### High Scores by Game

Game #1: **175** on week **22**    Game #2: **166** on week **24**    Game #3: **179** on week **28**

Note: This report includes information through March 16 which is Week 27 of 29



Note: This report includes information through March 16 which is Week 27 of 29

## Carlos Ceballos's Bowling Record - Team 16: Breshears Flooring

Week No.	Bowling Date	Old Ave	Old HDCP	Old			Total	HDCP Total	Pins Gms		---Average Change---			High Game	High Sers	HDCP Game	HDCP Sers
				-1-	-2-	-3-			New	Old	----> +/-						
1	09/09/19	174	50	180	<b>205</b>	<b>139</b>	524	674	524	3	174.67	- 0.00	= 174.67	205	524		
2	09/16/19	174	50	129	136	132	397	547	921	6	153.50	- 174.67	= -21.17	205	524		
3	09/23/19	153	69	111	110	141	362	569	1283	9	142.56	- 153.50	= -10.94	205	524		
4	09/30/19	142	79	125	133	179	437	674	1720	12	143.33	- 142.56	= 0.78	205	524	258	674
5	10/07/19	143	78	156	135	150	441	675	2161	15	144.07	- 143.33	= 0.73	205	524	258	675
6	10/14/19	144	77	a134	a134	a134	402	633	2161	15	144.07	- 144.07	= 0.00	205	524	258	675
7	10/21/19	144	77	a134	<b>167</b>	<b>126</b>	427	658	2454	17	144.35	- 144.07	= 0.29	205	524	258	675
8	10/28/19	144	77	134	134	<b>128</b>	396	627	2850	20	142.50	- 144.35	= -1.85	205	524	258	675
9	11/04/19	142	79	a132	a132	a132	396	633	2850	20	142.50	- 142.50	= 0.00	205	524	258	675
10	11/11/19	142	79	119	<b>158</b>	157	434	671	3284	23	142.78	- 142.50	= 0.28	205	524	258	675

### End of 1st part

11	11/18/19	142	79	157	96	<b>173</b>	426	663	3710	26	142.69	- 142.78	= -0.09	205	524	258	675
12	11/25/19	142	79	115	90	128	333	570	4043	29	139.41	- 142.69	= -3.28	205	524	258	675
13	12/02/19	139	0				0	0	4043	29	139.41	- 139.41	= 0.00	205	524	258	675
14	12/09/19	139	81	<b>165</b>	149	140	454	697	4497	32	140.53	- 139.41	= 1.12	205	524	258	697
15	12/16/19	140	81	a130	a130	a130	390	633	4497	32	140.53	- 140.53	= 0.00	205	524	258	697
16	12/23/19	140	81	136	144	<b>138</b>	418	661	4915	35	140.43	- 140.53	= -0.10	205	524	258	697
0	12/30/19	140	0				0	0	4915	35	140.43	- 140.43	= 0.00	205	524	258	697
17	01/06/20	140	81	<b>160</b>	104	<b>149</b>	413	656	5328	38	140.21	- 140.43	= -0.22	205	524	258	697
18	01/13/20	140	81	a130	a130	a130	390	633	5328	38	140.21	- 140.21	= 0.00	205	524	258	697
19	01/20/20	140	81	a130	a130	a130	390	633	5328	38	140.21	- 140.21	= 0.00	205	524	258	697

### End of 2nd part

20	01/27/20	140	0				0	0	5328	38	140.21	- 140.21	= 0.00	205	524	258	697
21	02/03/20	140	0				0	0	5328	38	140.21	- 140.21	= 0.00	205	524	258	697
22	02/10/20	140	0				0	0	5328	38	140.21	- 140.21	= 0.00	205	524	258	697
23	02/17/20	140	0				0	0	5328	38	140.21	- 140.21	= 0.00	205	524	258	697
24	02/24/20	140	0				0	0	5328	38	140.21	- 140.21	= 0.00	205	524	258	697
25	03/02/20	140	0				0	0	5328	38	140.21	- 140.21	= 0.00	205	524	258	697
26	03/09/20	140	0				0	0	5328	38	140.21	- 140.21	= 0.00	205	524	258	697
27	03/16/20	140	81				0	0	5328	38	140.21	- 140.21	= 0.00	205	524	258	697

<u>&lt;100</u>	<u>100's</u>	<u>125's</u>	<u>150's</u>	<u>175's</u>	<u>200's</u>	<u>225's</u>	<u>250's</u>	<u>275's</u>	<u>300's</u>
2	5	19	9	2	1				
<u>&lt;400</u>	<u>400's</u>	<u>450's</u>	<u>500's</u>	<u>550's</u>	<u>600's</u>	<u>650's</u>	<u>700's</u>	<u>750's</u>	<u>800's</u>
4	7	1	1						

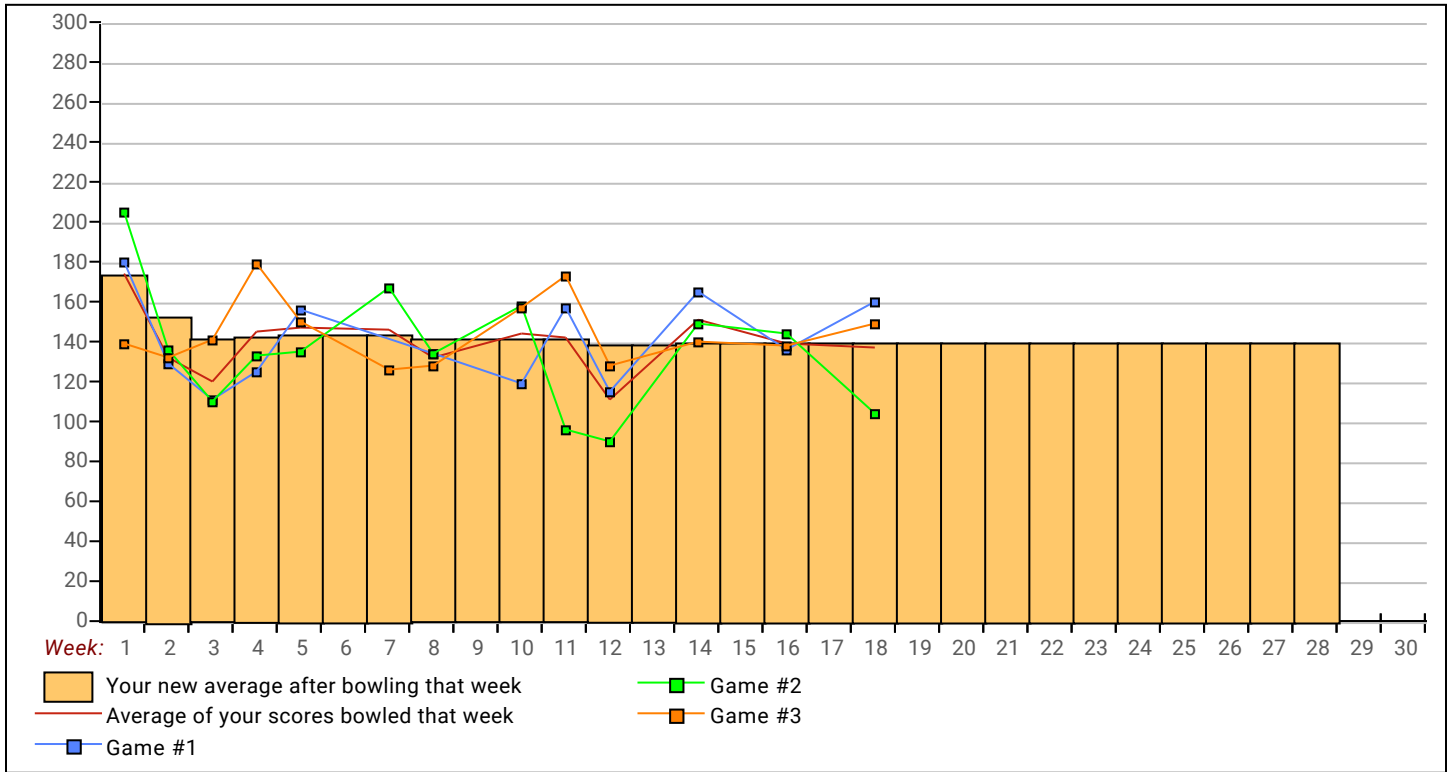
<u>Ave of Game 1</u>	<u>Ave of Game 2</u>	<u>Ave of Game 3</u>
140.58	135.46	144.62

High game of 205 on week 1      High series of 524 on week 1      High average of 174.67 after bowling week 1  
 Low game of 90 on week 12      Low series of 333 on week 12      Low average of 139.41 after bowling week 12

High Scores by Game

Game #1: 180 on week 1    Game #2: 205 on week 1    Game #3: 179 on week 4

Note: This report includes information through March 16 which is Week 27 of 29



Note: This report includes information through March 16 which is Week 27 of 29

## Dylan T. Breshears's Bowling Record - Team 16: Breshears Flooring

Week No.	Bowling Date	Old Ave	Old HDCP	Old			Total	HDCP Total	Pins	Gms	---Average Change---			High Game	High Sers	HDCP Game	HDCP Sers
				-1-	-2-	-3-					New	Old	+/-				
1	09/09/19	154	68	166	103	193	462	666	462	3	154.00	- 0.00	= 154.00	193	462		
2	09/16/19	154	68	129	158	168	455	659	917	6	152.83	- 154.00	= -1.17	193	462		
3	09/23/19	152	70	120	179	158	457	667	1374	9	152.67	- 152.83	= -0.17	193	462		
4	09/30/19	152	70	156	154	161	471	681	1845	12	153.75	- 152.67	= 1.08	193	471	231	681
5	10/07/19	153	69	166	143	172	481	688	2326	15	155.07	- 153.75	= 1.32	193	481	241	688
6	10/14/19	155	67	145	145	145	435	636	2326	15	155.07	- 155.07	= 0.00	193	481	241	688
7	10/21/19	155	67	162	134	168	464	665	2790	18	155.00	- 155.07	= -0.07	193	481	241	688
8	10/28/19	155	67	131	146	136	413	614	3203	21	152.52	- 155.00	= -2.48	193	481	241	688
9	11/04/19	152	70	105	149	112	366	576	3569	24	148.71	- 152.52	= -3.82	193	481	241	688
10	11/11/19	148	73	123	113	146	382	601	3951	27	146.33	- 148.71	= -2.38	193	481	241	688

### End of 1st part

11	11/18/19	146	75	173	118	171	462	687	4413	30	147.10	- 146.33	= 0.77	193	481	248	688
12	11/25/19	147	74	157	118	141	416	638	4829	33	146.33	- 147.10	= -0.77	193	481	248	688
13	12/02/19	146	75	121	155	125	401	626	5230	36	145.28	- 146.33	= -1.06	193	481	248	688
14	12/09/19	145	76	119	117	130	366	594	5596	39	143.49	- 145.28	= -1.79	193	481	248	688
15	12/16/19	143	78	137	143	202	482	716	6078	42	144.71	- 143.49	= 1.23	202	482	280	716
<b>202 --- 200 Game (160 Ave or Less) -- Local Assoc. Awards</b>																	
16	12/23/19	144	77	125	152	125	402	633	6480	45	144.00	- 144.71	= -0.71	202	482	280	716
0	12/30/19	144	0				0	0	6480	45	144.00	- 144.00	= 0.00	202	482	280	716
17	01/06/20	144	77	139	137	143	419	650	6899	48	143.73	- 144.00	= -0.27	202	482	280	716
18	01/13/20	143	78	143	108	118	369	603	7268	51	142.51	- 143.73	= -1.22	202	482	280	716
19	01/20/20	142	79	156	133	141	430	667	7698	54	142.56	- 142.51	= 0.05	202	482	280	716

### End of 2nd part

20	01/27/20	142	79	136	128	152	416	653	8114	57	142.35	- 142.56	= -0.20	202	482	280	716
21	02/03/20	142	79	147	157	122	426	663	8540	60	142.33	- 142.35	= -0.02	202	482	280	716
22	02/10/20	142	79	148	150	162	460	697	9000	63	142.86	- 142.33	= 0.52	202	482	280	716
23	02/17/20	142	79	118	143	154	415	652	9415	66	142.65	- 142.86	= -0.21	202	482	280	716
24	02/24/20	142	79	166	208	182	556	793	9971	69	144.51	- 142.65	= 1.86	208	556	287	793
<b>556 --- 500 Series (150 Ave or Less) -- Local Assoc. Awards</b>																	
<b>208 --- 200 Game (160 Ave or Less) -- Local Assoc. Awards</b>																	
25	03/02/20	144	77	150	163	153	466	697	10437	72	144.96	- 144.51	= 0.45	208	556	287	793
26	03/09/20	144	77	210	177	167	554	785	10991	75	146.55	- 144.96	= 1.59	210	556	287	793
<b>554 --- 500 Series (150 Ave or Less) -- Local Assoc. Awards</b>																	
<b>210 --- 200 Game (160 Ave or Less) -- Local Assoc. Awards</b>																	
27	03/16/20	146	75	105	166	162	433	658	11424	78	146.46	- 146.55	= -0.09	210	556	287	793

### Summary

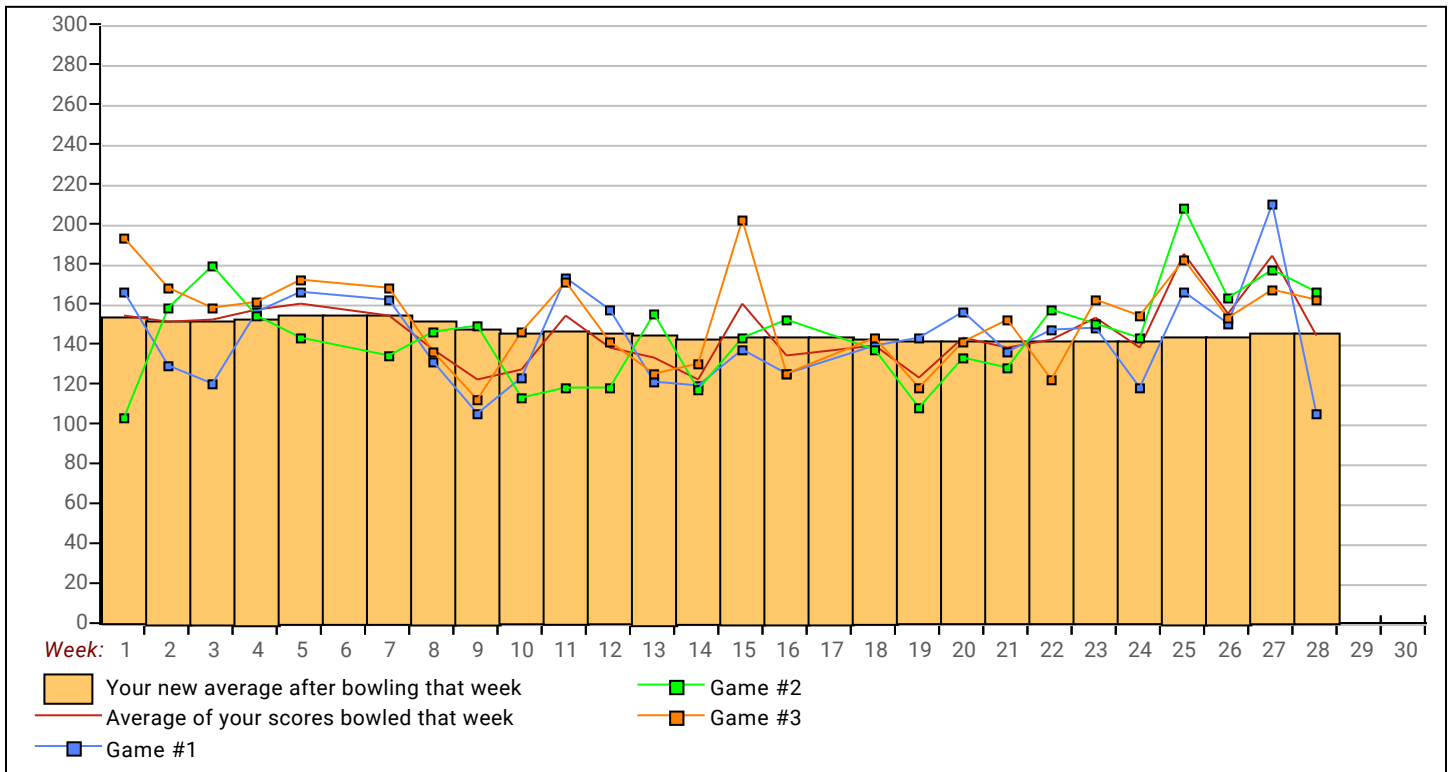
<u>&lt;100</u>	<u>100's</u>	<u>125's</u>	<u>150's</u>	<u>175's</u>	<u>200's</u>	<u>225's</u>	<u>250's</u>	<u>275's</u>	<u>300's</u>
	16	26	29	4	3				
<u>&lt;400</u>	<u>400's</u>	<u>450's</u>	<u>500's</u>	<u>550's</u>	<u>600's</u>	<u>650's</u>	<u>700's</u>	<u>750's</u>	<u>800's</u>
4	10	10		2					
<u>Ave of Game 1</u>			<u>Ave of Game 2</u>			<u>Ave of Game 3</u>			
142.62			144.31			152.46			

High game of **210** on week **27**      High series of **556** on week **25**      High average of **155.07** after bowling week **5**  
 Low game of **103** on week **1**      Low series of **366** on week **9**      Low average of **142.33** after bowling week **22**

High Scores by Game

Game #1: **210** on week **27**    Game #2: **208** on week **25**    Game #3: **202** on week **15**

Note: This report includes information through March 16 which is Week 27 of 29





Monday 6:30 PM

Lanes 23 - 40

Note: This report includes information through March 16 which is Week 27 of 29

## Oscar O. Ceballos's Bowling Record - Team 16: Breshears Flooring

Week No.	Bowling Date	Old Ave	Old HDCP	Old			Total	HDCP Total	Pins		Gms	---Average Change---			High Game	High Sers	HDCP Game	HDCP Sers	
				-1-	-2-	-3-			New	Old		+/							
1	09/09/19	151	71	158	173	123	454	667	454	3	151.33	-	0.00	=	151.33	173	454		
2	09/16/19	151	71	183	142	169	494	707	948	6	158.00	-	151.33	=	6.67	183	494		
3	09/23/19	158	64	151	107	168	426	618	1374	9	152.67	-	158.00	=	-5.33	183	494		
4	09/30/19	152	70	139	141	93	373	583	1747	12	145.58	-	152.67	=	-7.08	183	494	211	583
5	10/07/19	145	76	a135	a135	a135	405	633	1747	12	145.58	-	145.58	=	0.00	183	494	211	583
6	10/14/19	145	76	a135	a135	a135	405	633	1747	12	145.58	-	145.58	=	0.00	183	494	211	583
7	10/21/19	145	76	a135	144	151	430	658	2042	14	145.86	-	145.58	=	0.27	183	494	227	583
8	10/28/19	145	76	166	126	146	438	666	2480	17	145.88	-	145.86	=	0.03	183	494	242	666
9	11/04/19	145	76	128	129	174	431	659	2911	20	145.55	-	145.88	=	-0.33	183	494	250	666
10	11/11/19	145	76	151	222	139	512	740	3423	23	148.83	-	145.55	=	3.28	222	512	298	740

512 --- 500 Series (150 Ave or Less) -- Local Assoc. Awards

222 --- 200 Game (160 Ave or Less) -- Local Assoc. Awards

### End of 1st part

11	11/18/19	148	73	170	142	173	485	704	3908	26	150.31	-	148.83	=	1.48	222	512	298	740
12	11/25/19	150	72	132	157	165	454	670	4362	29	150.41	-	150.31	=	0.11	222	512	298	740
13	12/02/19	150	72	a140	a140	a140	420	636	4362	29	150.41	-	150.41	=	0.00	222	512	298	740
14	12/09/19	150	72	158	143	117	418	634	4780	32	149.38	-	150.41	=	-1.04	222	512	298	740
15	12/16/19	149	72	a139	a139	a139	417	633	4780	32	149.38	-	149.38	=	0.00	222	512	298	740
16	12/23/19	149	72	141	133	163	437	653	5217	35	149.06	-	149.38	=	-0.32	222	512	298	740
0	12/30/19	149	0				0	0	5217	35	149.06	-	149.06	=	0.00	222	512	298	740
17	01/06/20	149	72	155	178	176	509	725	5726	38	150.68	-	149.06	=	1.63	222	512	298	740

509 --- 500 Series (150 Ave or Less) -- Local Assoc. Awards

18	01/13/20	150	72	a140	a140	a140	420	636	5726	38	150.68	-	150.68	=	0.00	222	512	298	740
19	01/20/20	150	72	a140	a140	a140	420	636	5726	38	150.68	-	150.68	=	0.00	222	512	298	740

### End of 2nd part

20	01/27/20	150	0				0	0	5726	38	150.68	-	150.68	=	0.00	222	512	298	740
21	02/03/20	150	0				0	0	5726	38	150.68	-	150.68	=	0.00	222	512	298	740
22	02/10/20	150	0				0	0	5726	38	150.68	-	150.68	=	0.00	222	512	298	740
23	02/17/20	150	0				0	0	5726	38	150.68	-	150.68	=	0.00	222	512	298	740
24	02/24/20	150	0				0	0	5726	38	150.68	-	150.68	=	0.00	222	512	298	740
25	03/02/20	150	0				0	0	5726	38	150.68	-	150.68	=	0.00	222	512	298	740
26	03/09/20	150	0				0	0	5726	38	150.68	-	150.68	=	0.00	222	512	298	740
27	03/16/20	150	72	a140	a140	a140	420	636	5726	38	150.68	-	150.68	=	0.00	222	512	298	740

<u>&lt;100</u>	<u>100's</u>	<u>125's</u>	<u>150's</u>	<u>175's</u>	<u>200's</u>	<u>225's</u>	<u>250's</u>	<u>275's</u>	<u>300's</u>
1	3	14	16	3	1				
<u>&lt;400</u>	<u>400's</u>	<u>450's</u>	<u>500's</u>	<u>550's</u>	<u>600's</u>	<u>650's</u>	<u>700's</u>	<u>750's</u>	<u>800's</u>
1	6	4	2						

<u>Ave of Game 1</u>	<u>Ave of Game 2</u>	<u>Ave of Game 3</u>
152.67	149.00	150.54

High game of 222 on week 10      High series of 512 on week 10      High average of 158.00 after bowling week 2  
 Low game of 93 on week 4      Low series of 373 on week 4      Low average of 145.55 after bowling week 9

High Scores by Game

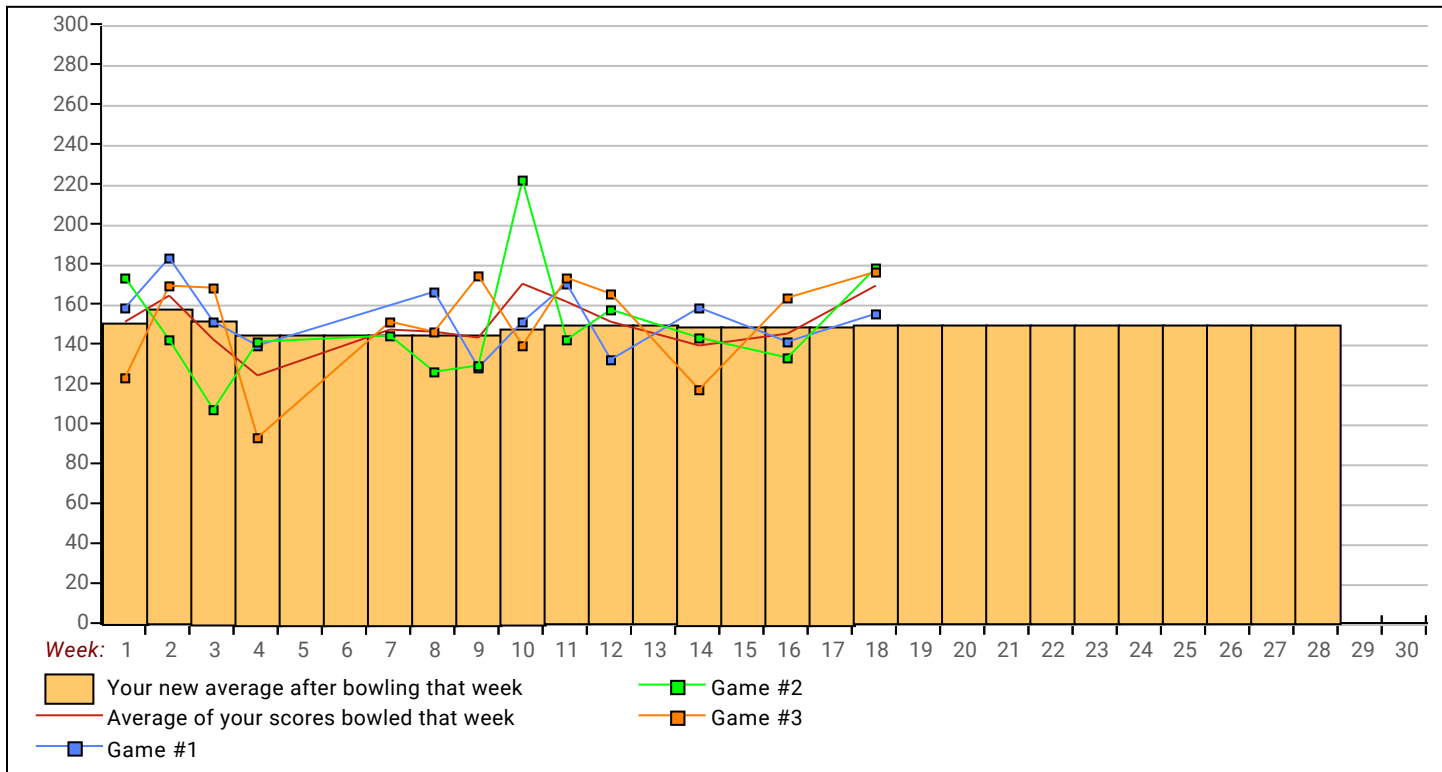
Game #1: 183 on week 2    Game #2: 222 on week 10    Game #3: 176 on week 18

# Industrial League 2019-20

Monday 6:30 PM

Lanes 23 - 40

Note: This report includes information through March 16 which is Week 27 of 29



Monday 6:30 PM

Lanes 23 - 40

Note: This report includes information through March 16 which is Week 27 of 29

## Colby J. Breshears's Bowling Record - Team 16: Breshears Flooring

Week No.	Bowling Date	Old Ave	Old HDCP	Old			Total	HDCP Total	Pins		Gms	---Average Change---			High Game	High Sers	HDCP Game	HDCP Sers
				-1-	-2-	-3-			New	Old		Change						
1	09/09/19	190	36	178	194	200	572	680	572	3	190.67	-	0.00	=	190.67	200	572	
2	09/16/19	190	36	171	186	198	555	663	1127	6	187.83	-	190.67	=	-2.83	200	572	
3	09/23/19	187	38	173	150	150	473	587	1600	9	177.78	-	187.83	=	-10.06	200	572	
4	09/30/19	177	47	169	210	239	618	759	2218	12	184.83	-	177.78	=	7.06	239	618	286
5	10/07/19	184	41	233	172	169	574	697	2792	15	186.13	-	184.83	=	1.30	239	618	286
6	10/14/19	186	39	176	176	176	528	645	2792	15	186.13	-	186.13	=	0.00	239	618	286
7	10/21/19	186	39	169	191	176	536	653	3328	18	184.89	-	186.13	=	-1.24	239	618	286
8	10/28/19	184	41	178	196	237	611	734	3939	21	187.57	-	184.89	=	2.68	239	618	286
9	11/04/19	187	38	148	221	128	497	611	4436	24	184.83	-	187.57	=	-2.74	239	618	286
10	11/11/19	184	41	166	235	146	547	670	4983	27	184.56	-	184.83	=	-0.28	239	618	286

### End of 1st part

11	11/18/19	184	41	211	199	190	600	723	5583	30	186.10	-	184.56	=	1.54	239	618	286
12	11/25/19	186	39	211	207	196	614	731	6197	33	187.79	-	186.10	=	1.69	239	618	286
13	12/02/19	187	38	172	213	202	587	701	6784	36	188.44	-	187.79	=	0.66	239	618	286
14	12/09/19	188	37	175	142	210	527	638	7311	39	187.46	-	188.44	=	-0.98	239	618	286
15	12/16/19	187	0				0	0	7311	39	187.46	-	187.46	=	0.00	239	618	286
16	12/23/19	187	38	188	181	171	540	654	7851	42	186.93	-	187.46	=	-0.53	239	618	286
17	12/30/19	186	0				0	0	7851	42	186.93	-	186.93	=	0.00	239	618	286
18	01/06/20	186	39	230	159	180	569	686	8420	45	187.11	-	186.93	=	0.18	239	618	286
19	01/13/20	187	38	203	206	160	569	683	8989	48	187.27	-	187.11	=	0.16	239	618	286
19	01/20/20	187	38	168	201	205	574	688	9563	51	187.51	-	187.27	=	0.24	239	618	286

### End of 2nd part

20	01/27/20	187	38	206	233	182	621	735	10184	54	188.59	-	187.51	=	1.08	239	621	286
21	02/03/20	188	37	216	157	202	575	686	10759	57	188.75	-	188.59	=	0.16	239	621	286
22	02/10/20	188	37	213	181	209	603	714	11362	60	189.37	-	188.75	=	0.61	239	621	286
23	02/17/20	189	36	201	179	178	558	666	11920	63	189.21	-	189.37	=	-0.16	239	621	286
24	02/24/20	189	36	174	257	171	602	710	12522	66	189.73	-	189.21	=	0.52	257	621	293
25	03/02/20	189	36	190	163	207	560	668	13082	69	189.59	-	189.73	=	-0.13	257	621	293
26	03/09/20	189	36	211	246	181	638	746	13720	72	190.56	-	189.59	=	0.96	257	638	293
27	03/16/20	190	36	142	181	215	538	646	14258	75	190.11	-	190.56	=	-0.45	257	638	293

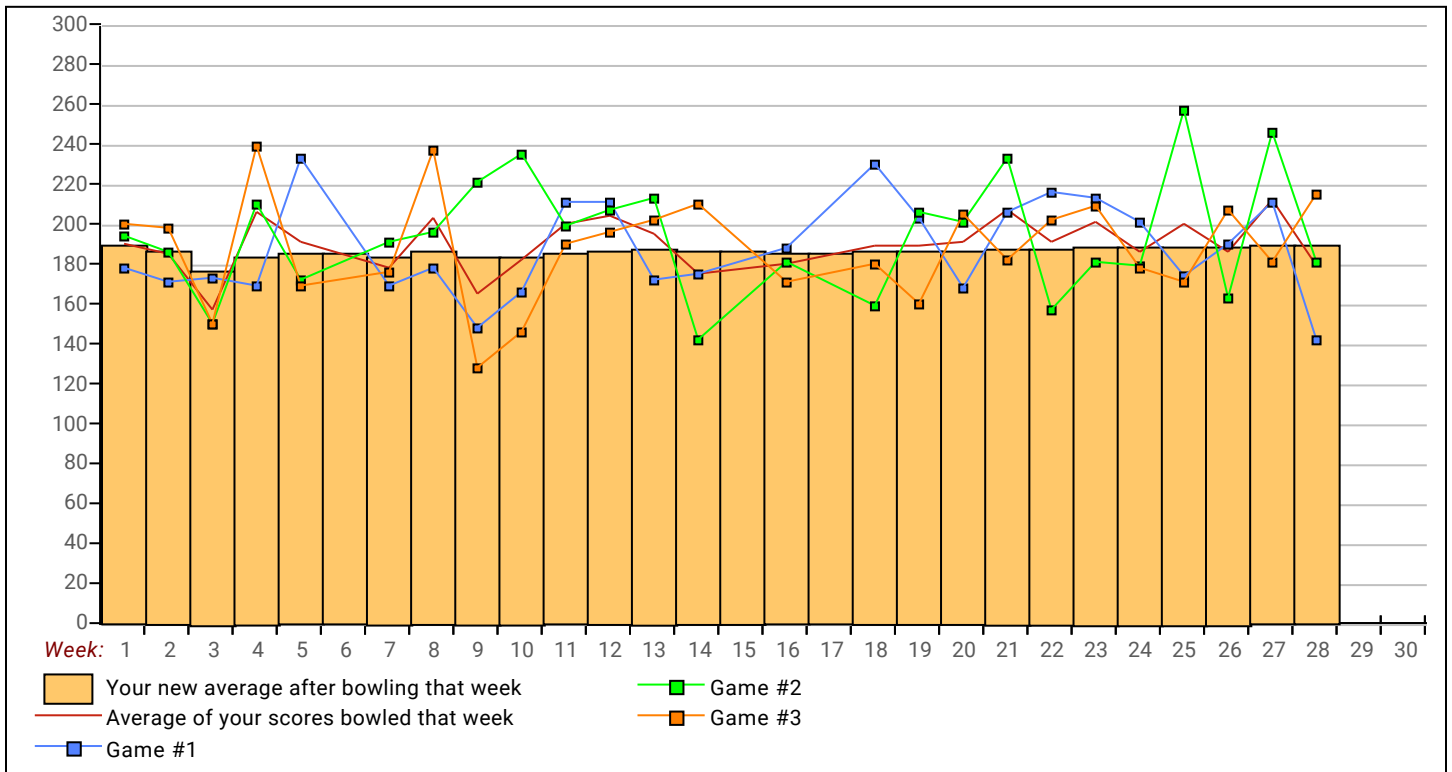
<u>&lt;100</u>	<u>100's</u>	<u>125's</u>	<u>150's</u>	<u>175's</u>	<u>200's</u>	<u>225's</u>	<u>250's</u>	<u>275's</u>	<u>300's</u>
		5	18	22	22	7	1		
<u>&lt;400</u>	<u>400's</u>	<u>450's</u>	<u>500's</u>	<u>550's</u>	<u>600's</u>	<u>650's</u>	<u>700's</u>	<u>750's</u>	<u>800's</u>
		2	5	10	8				
<u>Ave of Game 1</u>			<u>Ave of Game 2</u>			<u>Ave of Game 3</u>			
187.84			194.40			188.08			

High game of **257** on week **25**      High series of **638** on week **27**      High average of **190.67** after bowling week **1**  
 Low game of **128** on week **9**      Low series of **473** on week **3**      Low average of **177.78** after bowling week **3**

High Scores by Game

Game #1: **233** on week **5**    Game #2: **257** on week **25**    Game #3: **239** on week **4**

Note: This report includes information through March 16 which is Week 27 of 29



Note: This report includes information through March 16 which is Week 27 of 29

## Todd Archer's Bowling Record - Team 16: Breshears Flooring

Week No.	Bowling Date	Old Ave	Old HDCP	Old			Total	HDCP Total	HDCP		---Average Change---			High Game	High Sers	HDCP Game	HDCP Sers		
				-1-	-2-	-3-			Pins	Gms	New	Old	Change						
1	09/09/19	202	25	162	183	<b>262</b>	607	<b>682</b>	607	3	202.33	-	0.00	=	<b>202.33</b>	262	607		
2	09/16/19	202	25	181	194	146	521	596	1128	6	188.00	-	202.33	=	<b>-14.33</b>	262	607		
3	09/23/19	188	37	161	205	<b>161</b>	527	638	1655	9	183.89	-	188.00	=	<b>-4.11</b>	262	607		
4	09/30/19	183	42	125	161	<b>203</b>	489	615	2144	12	178.67	-	183.89	=	<b>-5.22</b>	262	607	245	615
5	10/07/19	178	46	148	185	<b>235</b>	568	706	2712	15	180.80	-	178.67	=	<b>2.13</b>	262	607	281	706
6	10/14/19	180	45	<del>a170</del>	<del>a170</del>	<del>a170</del>	510	<b>645</b>	2712	15	180.80	-	180.80	=	<b>0.00</b>	262	607	281	706
7	10/21/19	180	45	<del>a170</del>	<del>a170</del>	<del>a170</del>	510	<b>645</b>	2712	15	180.80	-	180.80	=	<b>0.00</b>	262	607	281	706
8	10/28/19	180	45	137	176	<b>169</b>	482	617	3194	18	177.44	-	180.80	=	<b>-3.36</b>	262	607	281	706
9	11/04/19	177	47	<b>143</b>	<b>150</b>	181	474	<b>615</b>	3668	21	174.67	-	177.44	=	<b>-2.78</b>	262	607	281	706
10	11/11/19	174	50	165	236	<b>176</b>	577	727	4245	24	176.88	-	174.67	=	<b>2.21</b>	262	607	286	727

### End of 1st part

11	11/18/19	176	48	<b>189</b>	165	<b>188</b>	542	<b>686</b>	4787	27	177.30	-	176.88	=	<b>0.42</b>	262	607	286	727
12	11/25/19	177	47	<b>219</b>	183	<b>273</b>	675	<b>816</b>	5462	30	182.07	-	177.30	=	<b>4.77</b>	273	675	320	816
13	12/02/19	182	43	176	219	191	586	715	6048	33	183.27	-	182.07	=	<b>1.21</b>	273	675	320	816
14	12/09/19	183	42	<b>172</b>	<b>174</b>	166	512	638	6560	36	182.22	-	183.27	=	<b>-1.05</b>	273	675	320	816
15	12/16/19	182	43	<b>202</b>	179	<b>185</b>	566	<b>695</b>	7126	39	182.72	-	182.22	=	<b>0.50</b>	273	675	320	816
16	12/23/19	182	43	<b>222</b>	<b>212</b>	<b>221</b>	655	<b>784</b>	7781	42	185.26	-	182.72	=	<b>2.54</b>	273	675	320	816
0	12/30/19	185	0				0	0	7781	42	185.26	-	185.26	=	<b>0.00</b>	273	675	320	816
17	01/06/20	185	40	<b>256</b>	<b>206</b>	171	633	<b>753</b>	8414	45	186.98	-	185.26	=	<b>1.72</b>	273	675	320	816
18	01/13/20	186	39	<b>214</b>	191	170	575	692	8989	48	187.27	-	186.98	=	<b>0.29</b>	273	675	320	816
19	01/20/20	187	38	<b>201</b>	<b>276</b>	160	637	751	9626	51	188.75	-	187.27	=	<b>1.47</b>	276	675	320	816

### End of 2nd part

20	01/27/20	188	37	<b>247</b>	183	178	608	719	10234	54	189.52	-	188.75	=	<b>0.77</b>	276	675	320	816
21	02/03/20	189	36	<b>240</b>	<b>202</b>	173	615	<b>723</b>	10849	57	190.33	-	189.52	=	<b>0.81</b>	276	675	320	816
22	02/10/20	190	36	<b>205</b>	<b>215</b>	153	573	<b>681</b>	11422	60	190.37	-	190.33	=	<b>0.03</b>	276	675	320	816
23	02/17/20	190	36	149	212	179	540	648	11962	63	189.87	-	190.37	=	<b>-0.49</b>	276	675	320	816
24	02/24/20	189	36	185	160	<b>188</b>	533	641	12495	66	189.32	-	189.87	=	<b>-0.55</b>	276	675	320	816
25	03/02/20	189	36	217	210	<b>246</b>	673	<b>781</b>	13168	69	190.84	-	189.32	=	<b>1.52</b>	276	675	320	816
26	03/09/20	190	36	<b>257</b>	171	<b>245</b>	673	<b>781</b>	13841	72	192.24	-	190.84	=	<b>1.40</b>	276	675	320	816
27	03/16/20	192	34	<del>a182</del>	<del>a182</del>	<del>a182</del>	546	648	13841	72	192.24	-	192.24	=	<b>0.00</b>	276	675	320	816

<u>&lt;100</u>	<u>100's</u>	<u>125's</u>	<u>150's</u>	<u>175's</u>	<u>200's</u>	<u>225's</u>	<u>250's</u>	<u>275's</u>	<u>300's</u>
		6	18	20	17	6	4	1	
<u>&lt;400</u>	<u>400's</u>	<u>450's</u>	<u>500's</u>	<u>550's</u>	<u>600's</u>	<u>650's</u>	<u>700's</u>	<u>750's</u>	<u>800's</u>
		3	6	6	5	4			
<u>Ave of Game 1</u>			<u>Ave of Game 2</u>			<u>Ave of Game 3</u>			
190.54			193.67			192.50			

High game of **276** on week **20**      High series of **675** on week **12**      High average of **202.33** after bowling week **1**  
 Low game of **125** on week **4**      Low series of **474** on week **9**      Low average of **174.67** after bowling week **9**

High Scores by Game

Game #1: **257** on week **27**    Game #2: **276** on week **20**    Game #3: **273** on week **12**

Note: This report includes information through March 16 which is Week 27 of 29

