

Note: This report includes information through March 16 which is Week 27 of 29

Albert J. Widmar's Bowling Record - Team 15: Reyco Systems

Week No.	Bowling Date	Old Ave	Old HDCP	-1-	-2-	-3-	Total	HDCP		Pins	Gms	---Average Change---			High Game	High Sers	HDCP Game	HDCP Sers	
								Total				New	Old	----> +/-					
1	09/09/19	0	0				0	0		0	0	-	0.00	=	0.00	0	0		
2	09/16/19	0	0				0	0		0	0	-	0.00	=	0.00	0	0		
3	09/23/19	0	0				0	0		0	0	-	0.00	=	0.00	0	0		
4	09/30/19	0	0				0	0		0	0	-	0.00	=	0.00	0	0		
5	10/07/19	0	0				0	0		0	0	-	0.00	=	0.00	0	0		
6	10/14/19	0	0				0	0		0	0	-	0.00	=	0.00	0	0		
7	10/21/19	0	0				0	0		0	0	-	0.00	=	0.00	0	0		
8	10/28/19	0	0				0	0		0	0	-	0.00	=	0.00	0	0		
9	11/04/19	0	0				0	0		0	0	-	0.00	=	0.00	0	0		
10	11/11/19	0	0				0	0		0	0	-	0.00	=	0.00	0	0		

End of 1st part

11	11/18/19	0	0				0	0		0	0	-	0.00	=	0.00	0	0		
12	11/25/19	0	0				0	0		0	0	-	0.00	=	0.00	0	0		
13	12/02/19	0	0				0	0		0	0	-	0.00	=	0.00	0	0		
14	12/09/19	0	0				0	0		0	0	-	0.00	=	0.00	0	0		
15	12/16/19	0	0				0	0		0	0	-	0.00	=	0.00	0	0		
16	12/23/19	0	0				0	0		0	0	-	0.00	=	0.00	0	0		
0	12/30/19	0	0				0	0		0	0	-	0.00	=	0.00	0	0		
17	01/06/20	0	0				0	0		0	0	-	0.00	=	0.00	0	0		
18	01/13/20	0	0				0	0		0	0	-	0.00	=	0.00	0	0		
19	01/20/20	0	0				0	0		0	0	-	0.00	=	0.00	0	0		

End of 2nd part

20	01/27/20	0	0				0	0		0	0	-	0.00	=	0.00	0	0		
21	02/03/20	0	0				0	0		0	0	-	0.00	=	0.00	0	0		
22	02/10/20	0	0				0	0		0	0	-	0.00	=	0.00	0	0		
23	02/17/20	0	0				0	0		0	0	-	0.00	=	0.00	0	0		
24	02/24/20	0	0				0	0		0	0	-	0.00	=	0.00	0	0		
25	03/02/20	0	0				0	0		0	0	-	0.00	=	0.00	0	0		
26	03/09/20	0	0				0	0		0	0	-	0.00	=	0.00	0	0		
27	03/16/20	0	0				0	0		0	0	-	0.00	=	0.00	0	0		

Summary

<100 100's 125's 150's 175's 200's 225's 250's 275's 300's

<400 400's 450's 500's 550's 600's 650's 700's 750's 800's

Ave of Game 1 Ave of Game 2 Ave of Game 3

High game of 0 on week 0 High series of 0 on week 0 High average of 0.00 after bowling week 28
 Low game of 0 on week 0 Low series of 0 on week 0 Low average of 0.00 after bowling week 28

High Scores by Game

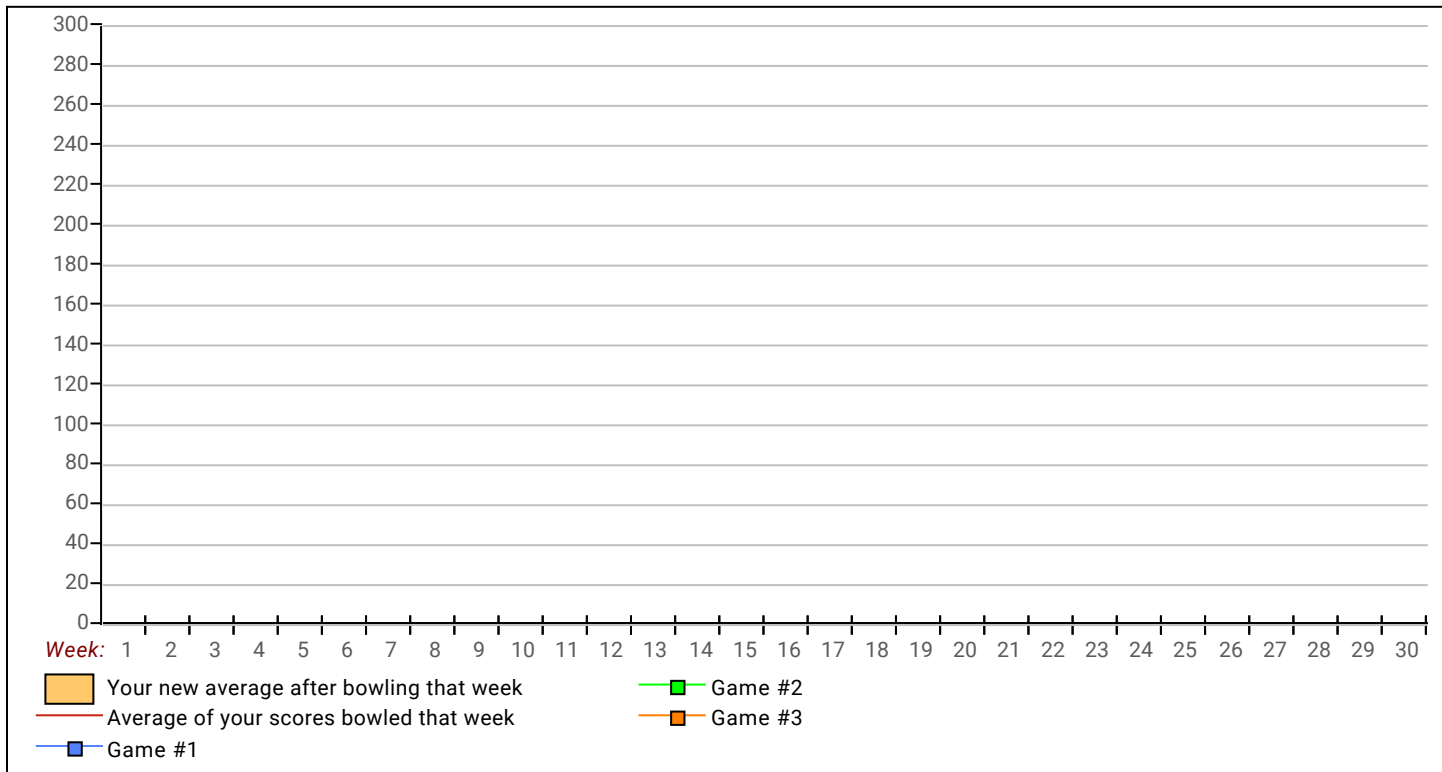
Game #1: 0 on week 0 Game #2: 0 on week 0 Game #3: 0 on week 0

Industrial League 2019-20

Monday 6:30 PM

Lanes 23 - 40

Note: This report includes information through March 16 which is Week 27 of 29



Note: This report includes information through March 16 which is Week 27 of 29

Jim Core's Bowling Record - Team 15: Reyco Systems

Week No.	Bowling Date	Old Ave	Old HDCP	-			Total	HDCP Total	Pins	Gms	---Average Change---			High Game	High Sers	HDCP Game	HDCP Sers	
				-1-	-2-	-3-					New	Old	----> +/-					
1	09/09/19	0	0				0	0	0	0	-	0.00	=	0.00	0	0		
2	09/16/19	0	0				0	0	0	0	-	0.00	=	0.00	0	0		
3	09/23/19	0	0				0	0	0	0	-	0.00	=	0.00	0	0		
4	09/30/19	0	0				0	0	0	0	-	0.00	=	0.00	0	0		
5	10/07/19	0	0				0	0	0	0	-	0.00	=	0.00	0	0		
6	10/14/19	0	0				0	0	0	0	-	0.00	=	0.00	0	0		
7	10/21/19	0	0				0	0	0	0	-	0.00	=	0.00	0	0		
8	10/28/19	0	0				0	0	0	0	-	0.00	=	0.00	0	0		
9	11/04/19	0	0				0	0	0	0	-	0.00	=	0.00	0	0		
10	11/11/19	0	0				0	0	0	0	-	0.00	=	0.00	0	0		

End of 1st part

11	11/18/19	0	0				0	0	0	0	-	0.00	=	0.00	0	0		
12	11/25/19	0	0				0	0	0	0	-	0.00	=	0.00	0	0		
13	12/02/19	0	0				0	0	0	0	-	0.00	=	0.00	0	0		
14	12/09/19	0	0				0	0	0	0	-	0.00	=	0.00	0	0		
15	12/16/19	160	63	146	167	167	480	669	480	3	160.00	-	0.00	=	160.00	167	480	
16	12/23/19	160	0				0	0	480	3	160.00	-	160.00	=	0.00	167	480	
0	12/30/19	160	0				0	0	480	3	160.00	-	160.00	=	0.00	167	480	
17	01/06/20	160	0				0	0	480	3	160.00	-	160.00	=	0.00	167	480	
18	01/13/20	160	0				0	0	480	3	160.00	-	160.00	=	0.00	167	480	
19	01/20/20	160	0				0	0	480	3	160.00	-	160.00	=	0.00	167	480	

End of 2nd part

20	01/27/20	160	0				0	0	480	3	160.00	-	160.00	=	0.00	167	480	
21	02/03/20	160	0				0	0	480	3	160.00	-	160.00	=	0.00	167	480	
22	02/10/20	160	0				0	0	480	3	160.00	-	160.00	=	0.00	167	480	
23	02/17/20	160	0				0	0	480	3	160.00	-	160.00	=	0.00	167	480	
24	02/24/20	160	0				0	0	480	3	160.00	-	160.00	=	0.00	167	480	
25	03/02/20	160	0				0	0	480	3	160.00	-	160.00	=	0.00	167	480	
26	03/09/20	160	63	180	164	158	502	691	982	6	163.67	-	160.00	=	3.67	180	502	
27	03/16/20	163	60	152	135	164	451	631	1433	9	159.22	-	163.67	=	-4.44	180	502	

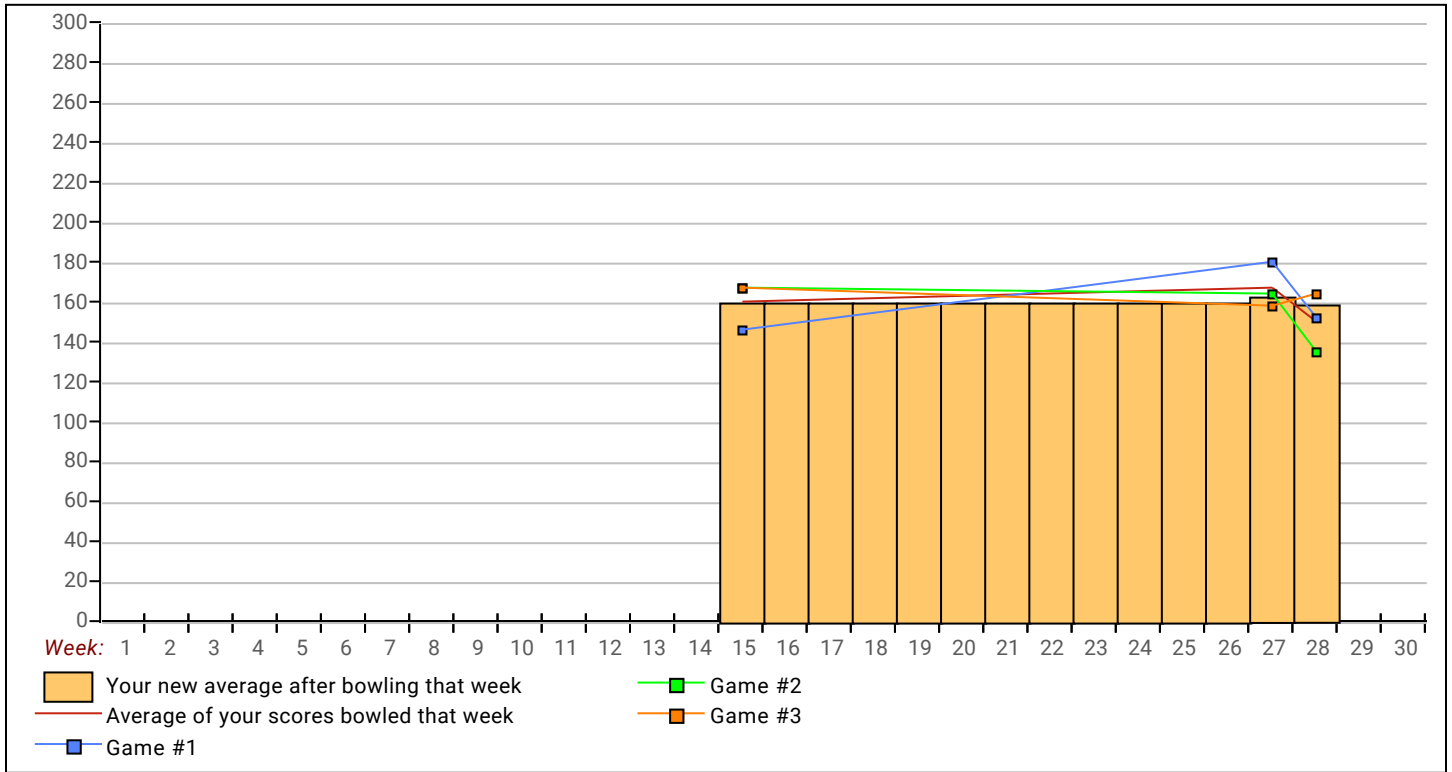
Summary

<u><100</u>	<u>100's</u>	<u>125's</u>	<u>150's</u>	<u>175's</u>	<u>200's</u>	<u>225's</u>	<u>250's</u>	<u>275's</u>	<u>300's</u>
		2	6	1					
<u><400</u>	<u>400's</u>	<u>450's</u>	<u>500's</u>	<u>550's</u>	<u>600's</u>	<u>650's</u>	<u>700's</u>	<u>750's</u>	<u>800's</u>
		2	1						
			<u>Ave of Game 1</u>	<u>Ave of Game 2</u>	<u>Ave of Game 3</u>				
			159.33	155.33	163.00				

High game of **180** on week **27** High series of **502** on week **27** High average of **163.67** after bowling week **27**
 Low game of **135** on week **28** Low series of **451** on week **28** Low average of **159.22** after bowling week **28**

High Scores by Game
 Game #1: **180** on week **27** Game #2: **167** on week **15** Game #3: **167** on week **15**

Note: This report includes information through March 16 which is Week 27 of 29



Note: This report includes information through March 16 which is Week 27 of 29

Brian J. Scott's Bowling Record - Team 15: Reyco Systems

Week No.	Bowling Date	Old Ave	Old HDCP	-1- -2- -3-			Total	HDCP		Pins	Gms	---Average Change---			High Game	High Sers	HDCP Game	HDCP Sers	
				-1-	-2-	-3-		Total	Total			New	Old	----> +/-					
1	09/09/19	182	43	168	201	179	548	677	548	3	182.67	-	0.00	=	182.67	201	548		
2	09/16/19	182	43	158	179	172	509	638	1057	6	176.17	-	182.67	=	-6.50	201	548		
3	09/23/19	176	48	214	202	158	574	718	1631	9	181.22	-	176.17	=	5.06	214	574		
4	09/30/19	181	0				0	0	1631	9	181.22	-	181.22	=	0.00	214	574		
5	10/07/19	181	44	166	194	192	552	684	2183	12	181.92	-	181.22	=	0.69	214	574	238	684
6	10/14/19	181	0				0	0	2183	12	181.92	-	181.92	=	0.00	214	574	238	684
7	10/21/19	181	44	a171	a171	a171	513	645	2183	12	181.92	-	181.92	=	0.00	214	574	238	684
8	10/28/19	181	44	156	177	158	491	623	2674	15	178.27	-	181.92	=	-3.65	214	574	238	684
9	11/04/19	178	46	167	186	193	546	684	3220	18	178.89	-	178.27	=	0.62	214	574	239	684
10	11/11/19	178	46	181	190	187	558	696	3778	21	179.90	-	178.89	=	1.02	214	574	239	696

End of 1st part

11	11/18/19	179	45	214	216	171	601	736	4379	24	182.46	-	179.90	=	2.55	216	601	261	736
12	11/25/19	182	0				0	0	4379	24	182.46	-	182.46	=	0.00	216	601	261	736
13	12/02/19	182	0				0	0	4379	24	182.46	-	182.46	=	0.00	216	601	261	736
14	12/09/19	182	43	178	160	164	502	631	4881	27	180.78	-	182.46	=	-1.68	216	601	261	736
15	12/16/19	180	0				0	0	4881	27	180.78	-	180.78	=	0.00	216	601	261	736
16	12/23/19	180	45	213	204	147	564	699	5445	30	181.50	-	180.78	=	0.72	216	601	261	736
0	12/30/19	181	0				0	0	5445	30	181.50	-	181.50	=	0.00	216	601	261	736
17	01/06/20	181	44	155	129	235	519	651	5964	33	180.73	-	181.50	=	-0.77	235	601	279	736
18	01/13/20	180	45	189	194	163	546	681	6510	36	180.83	-	180.73	=	0.11	235	601	279	736
19	01/20/20	180	0				0	0	6510	36	180.83	-	180.83	=	0.00	235	601	279	736

End of 2nd part

20	01/27/20	180	45	180	192	185	557	692	7067	39	181.21	-	180.83	=	0.37	235	601	279	736
21	02/03/20	181	44	217	165	202	584	716	7651	42	182.17	-	181.21	=	0.96	235	601	279	736
22	02/10/20	182	43	149	169	224	542	671	8193	45	182.07	-	182.17	=	-0.10	235	601	279	736
23	02/17/20	182	43	a172	a172	a172	516	645	8193	45	182.07	-	182.07	=	0.00	235	601	279	736
24	02/24/20	182	43	a172	a172	a172	516	645	8193	45	182.07	-	182.07	=	0.00	235	601	279	736
25	03/02/20	182	43	150	167	140	457	586	8650	48	180.21	-	182.07	=	-1.86	235	601	279	736
26	03/09/20	180	0				0	0	8650	48	180.21	-	180.21	=	0.00	235	601	279	736
27	03/16/20	180	45	182	225	209	616	751	9266	51	181.69	-	180.21	=	1.48	235	616	279	751

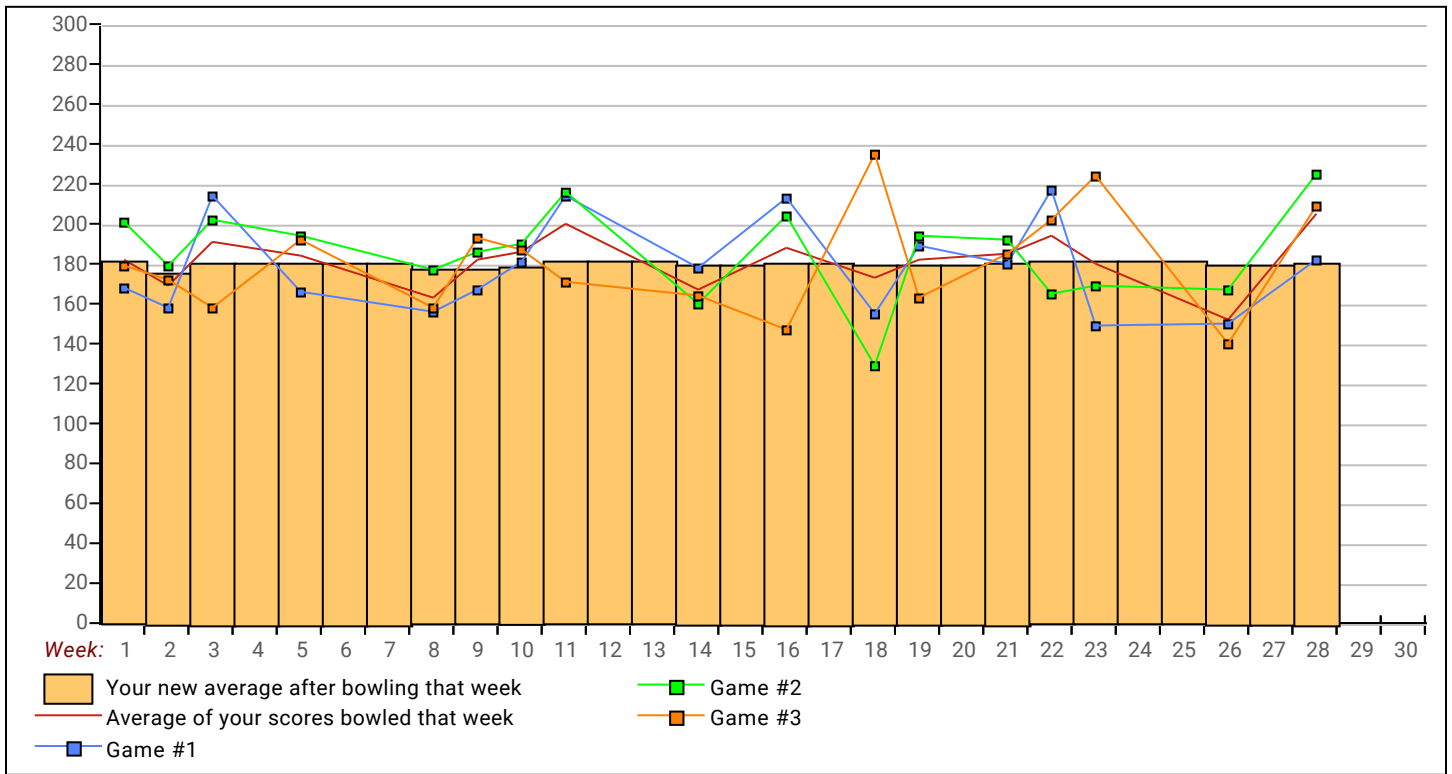
<u><100</u>	<u>100's</u>	<u>125's</u>	<u>150's</u>	<u>175's</u>	<u>200's</u>	<u>225's</u>	<u>250's</u>	<u>275's</u>	<u>300's</u>
		4	17	17	11	2			
<u><400</u>	<u>400's</u>	<u>450's</u>	<u>500's</u>	<u>550's</u>	<u>600's</u>	<u>650's</u>	<u>700's</u>	<u>750's</u>	<u>800's</u>
		2	7	6	2				
<u>Ave of Game 1</u>			<u>Ave of Game 2</u>			<u>Ave of Game 3</u>			
178.65			185.29			181.12			

High game of **235** on week **18** High series of **616** on week **28** High average of **182.67** after bowling week **1**
 Low game of **129** on week **18** Low series of **457** on week **26** Low average of **176.17** after bowling week **2**

High Scores by Game

Game #1: **217** on week **22** Game #2: **225** on week **28** Game #3: **235** on week **18**

Note: This report includes information through March 16 which is Week 27 of 29



Monday 6:30 PM

Lanes 23 - 40

Note: This report includes information through March 16 which is Week 27 of 29

Ken R. Lethcoe's Bowling Record - Team 15: Reyco Systems

Week No.	Bowling Date	Old Ave	Old HDCP	Old			Total	HDCP Total	Pins Gms		---Average Change---			High Game	High Sers	HDCP Game	HDCP Sers		
				-1-	-2-	-3-			New	Old	Change								
1	09/09/19	0	0				0	0	0	0	-	0.00	=	0.00	0	0			
2	09/16/19	0	0				0	0	0	0	-	0.00	=	0.00	0	0			
3	09/23/19	169	54	171	157	179	507	669	507	3	169.00	-	0.00	=	169.00	179	507		
4	09/30/19	169	54	164	181	201	546	708	1053	6	175.50	-	169.00	=	6.50	201	546		
5	10/07/19	175	49	138	210	234	582	729	1635	9	181.67	-	175.50	=	6.17	234	582		
6	10/14/19	181	44	213	149	212	574	706	2209	12	184.08	-	181.67	=	2.42	234	582	257	706
7	10/21/19	184	41	192	173	225	590	713	2799	15	186.60	-	184.08	=	2.52	234	590	266	713
8	10/28/19	186	39	a176	a176	a176	528	645	2799	15	186.60	-	186.60	=	0.00	234	590	266	713
9	11/04/19	186	39	148	183	225	556	673	3355	18	186.39	-	186.60	=	-0.21	234	590	266	713
10	11/11/19	186	39	170	192	203	565	682	3920	21	186.67	-	186.39	=	0.28	234	590	266	713

End of 1st part

11	11/18/19	186	39	190	169	170	529	646	4449	24	185.38	-	186.67	=	-1.29	234	590	266	713
12	11/25/19	185	40	154	186	244	584	704	5033	27	186.41	-	185.38	=	1.03	244	590	284	713
13	12/02/19	186	39	196	181	200	577	694	5610	30	187.00	-	186.41	=	0.59	244	590	284	713
14	12/09/19	187	38	179	212	202	593	707	6203	33	187.97	-	187.00	=	0.97	244	593	284	713
15	12/16/19	187	38	169	179	246	594	708	6797	36	188.81	-	187.97	=	0.84	246	594	284	713
16	12/23/19	188	37	140	214	167	521	632	7318	39	187.64	-	188.81	=	-1.16	246	594	284	713
0	12/30/19	187	0				0	0	7318	39	187.64	-	187.64	=	0.00	246	594	284	713
17	01/06/20	187	38	220	170	186	576	690	7894	42	187.95	-	187.64	=	0.31	246	594	284	713
18	01/13/20	187	38	202	194	171	567	681	8461	45	188.02	-	187.95	=	0.07	246	594	284	713
19	01/20/20	188	37	138	176	136	450	561	8911	48	185.65	-	188.02	=	-2.38	246	594	284	713

End of 2nd part

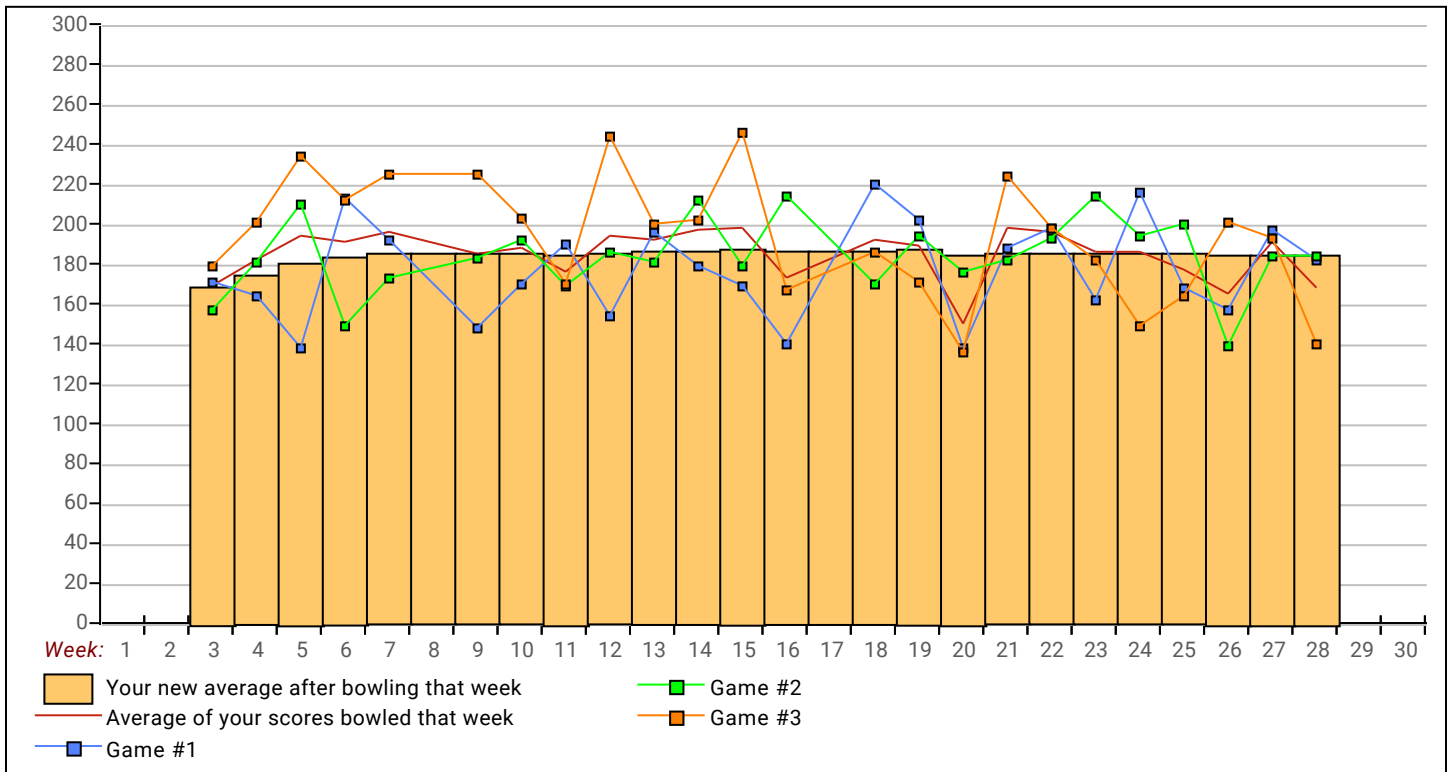
20	01/27/20	185	40	188	182	224	594	714	9505	51	186.37	-	185.65	=	0.73	246	594	284	714
21	02/03/20	186	39	198	193	198	589	706	10094	54	186.93	-	186.37	=	0.55	246	594	284	714
22	02/10/20	186	39	162	214	182	558	675	10652	57	186.88	-	186.93	=	-0.05	246	594	284	714
23	02/17/20	186	39	216	194	149	559	676	11211	60	186.85	-	186.88	=	-0.03	246	594	284	714
24	02/24/20	186	39	168	200	164	532	649	11743	63	186.40	-	186.85	=	-0.45	246	594	284	714
25	03/02/20	186	39	157	139	201	497	614	12240	66	185.45	-	186.40	=	-0.94	246	594	284	714
26	03/09/20	185	40	197	184	193	574	694	12814	69	185.71	-	185.45	=	0.26	246	594	284	714
27	03/16/20	185	40	182	184	140	506	626	13320	72	185.00	-	185.71	=	-0.71	246	594	284	714

<u><100</u>	<u>100's</u>	<u>125's</u>	<u>150's</u>	<u>175's</u>	<u>200's</u>	<u>225's</u>	<u>250's</u>	<u>275's</u>	<u>300's</u>
		9	16	26	16	5			
<u><400</u>	<u>400's</u>	<u>450's</u>	<u>500's</u>	<u>550's</u>	<u>600's</u>	<u>650's</u>	<u>700's</u>	<u>750's</u>	<u>800's</u>
		2	6	16					
<u>Ave of Game 1</u>			<u>Ave of Game 2</u>			<u>Ave of Game 3</u>			
177.17			184.00			193.83			

High game of 246 on week 15 High series of 594 on week 15 High average of 188.81 after bowling week 15
 Low game of 136 on week 20 Low series of 450 on week 20 Low average of 169.00 after bowling week 3

High Scores by Game
 Game #1: 220 on week 18 Game #2: 214 on week 16 Game #3: 246 on week 15

Note: This report includes information through March 16 which is Week 27 of 29



Note: This report includes information through March 16 which is Week 27 of 29

Greg M. Hampton's Bowling Record - Team 15: Reyco Systems

Week No.	Bowling Date	Old Ave	Old HDCP	---Average Change---			Total	HDCP Total	Pins	Gms	New - Old	+/-	High Game	High Sers	HDCP Game	HDCP Sers	
				-1-	-2-	-3-											
1	09/09/19	0	0				0	0	0	0	- 0.00	= 0.00	0	0			
2	09/16/19	0	0				0	0	0	0	- 0.00	= 0.00	0	0			
3	09/23/19	0	0				0	0	0	0	- 0.00	= 0.00	0	0			
4	09/30/19	171	53	159	184	170	513	672	513	3	171.00	- 0.00	= 171.00	184	513		
5	10/07/19	171	0				0	0	513	3	171.00	- 171.00	= 0.00	184	513		
6	10/14/19	171	53	156	173	198	527	686	1040	6	173.33	- 171.00	= 2.33	198	527		
7	10/21/19	173	0				0	0	1040	6	173.33	- 173.33	= 0.00	198	527		
8	10/28/19	173	0				0	0	1040	6	173.33	- 173.33	= 0.00	198	527		
9	11/04/19	173	0				0	0	1040	6	173.33	- 173.33	= 0.00	198	527		
10	11/11/19	173	0				0	0	1040	6	173.33	- 173.33	= 0.00	198	527		

End of 1st part

11	11/18/19	173	0				0	0	1040	6	173.33	- 173.33	= 0.00	198	527		
12	11/25/19	173	51	239	181	179	599	752	1639	9	182.11	- 173.33	= 8.78	239	599		
13	12/02/19	182	43	169	200	225	594	723	2233	12	186.08	- 182.11	= 3.97	239	599	268	723
14	12/09/19	186	0				0	0	2233	12	186.08	- 186.08	= 0.00	239	599	268	723
15	12/16/19	186	39	248	216	184	648	765	2881	15	192.07	- 186.08	= 5.98	248	648	287	765
16	12/23/19	192	34	171	168	214	553	655	3434	18	190.78	- 192.07	= -1.29	248	648	287	765
0	12/30/19	190	0				0	0	3434	18	190.78	- 190.78	= 0.00	248	648	287	765
17	01/06/20	190	0				0	0	3434	18	190.78	- 190.78	= 0.00	248	648	287	765
18	01/13/20	190	36	200	148	190	538	646	3972	21	189.14	- 190.78	= -1.63	248	648	287	765
19	01/20/20	189	36	215	196	181	592	700	4564	24	190.17	- 189.14	= 1.02	248	648	287	765

End of 2nd part

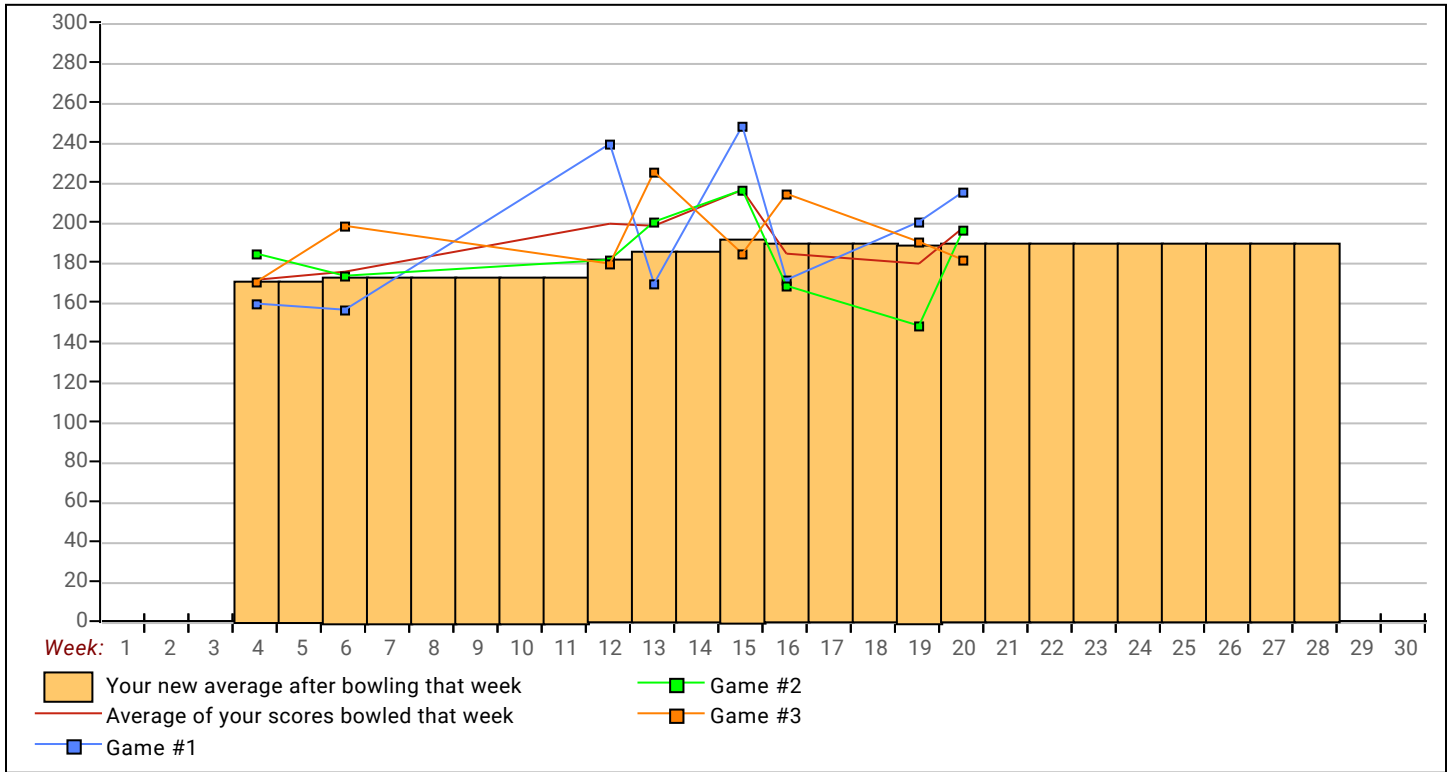
20	01/27/20	190	0				0	0	4564	24	190.17	- 190.17	= 0.00	248	648	287	765
21	02/03/20	190	0				0	0	4564	24	190.17	- 190.17	= 0.00	248	648	287	765
22	02/10/20	190	0				0	0	4564	24	190.17	- 190.17	= 0.00	248	648	287	765
23	02/17/20	190	0				0	0	4564	24	190.17	- 190.17	= 0.00	248	648	287	765
24	02/24/20	190	0				0	0	4564	24	190.17	- 190.17	= 0.00	248	648	287	765
25	03/02/20	190	0				0	0	4564	24	190.17	- 190.17	= 0.00	248	648	287	765
26	03/09/20	190	0				0	0	4564	24	190.17	- 190.17	= 0.00	248	648	287	765
27	03/16/20	190	36				0	0	4564	24	190.17	- 190.17	= 0.00	248	648	287	765

<u><100</u>	<u>100's</u>	<u>125's</u>	<u>150's</u>	<u>175's</u>	<u>200's</u>	<u>225's</u>	<u>250's</u>	<u>275's</u>	<u>300's</u>
		1	7	8	5	3			
<u><400</u>	<u>400's</u>	<u>450's</u>	<u>500's</u>	<u>550's</u>	<u>600's</u>	<u>650's</u>	<u>700's</u>	<u>750's</u>	<u>800's</u>
			3	4	1				
			<u>Ave of Game 1</u>	<u>Ave of Game 2</u>	<u>Ave of Game 3</u>				
			194.63	183.25	192.63				

High game of 248 on week 15 High series of 648 on week 15 High average of 192.07 after bowling week 15
 Low game of 148 on week 19 Low series of 513 on week 4 Low average of 171.00 after bowling week 4

High Scores by Game
 Game #1: 248 on week 15 Game #2: 216 on week 15 Game #3: 225 on week 13

Note: This report includes information through March 16 which is Week 27 of 29



Note: This report includes information through March 16 which is Week 27 of 29

David J. Lethcoe's Bowling Record - Team 15: Reyco Systems

Week No.	Bowling Date	Old Ave	Old HDCP	Old			Total	HDCP Total	Pins	Gms	---Average Change---			High Game	High Sers	HDCP Game	HDCP Sers
				-1-	-2-	-3-					New	Old	+/-				
1	09/09/19	182	43	202	179	165	546	675	546	3	182.00	- 0.00	= 182.00	202	546		
2	09/16/19	182	43	130	181	180	491	620	1037	6	172.83	- 182.00	= -9.17	202	546		
3	09/23/19	172	52	192	227	213	632	788	1669	9	185.44	- 172.83	= 12.61	227	632		
4	09/30/19	185	40	a175	a175	a175	525	645	1669	9	185.44	- 185.44	= 0.00	227	632		
5	10/07/19	185	40	197	161	193	551	671	2220	12	185.00	- 185.44	= -0.44	227	632	237	671
6	10/14/19	185	40	191	203	181	575	695	2795	15	186.33	- 185.00	= 1.33	227	632	243	695
7	10/21/19	186	39	216	251	188	655	772	3450	18	191.67	- 186.33	= 5.33	251	655	290	772
8	10/28/19	191	35	182	169	192	543	648	3993	21	190.14	- 191.67	= -1.52	251	655	290	772
9	11/04/19	190	36	133	186	235	554	662	4547	24	189.46	- 190.14	= -0.68	251	655	290	772
10	11/11/19	189	36	226	227	236	689	797	5236	27	193.93	- 189.46	= 4.47	251	689	290	797

End of 1st part

11	11/18/19	193	33	211	210	154	575	674	5811	30	193.70	- 193.93	= -0.23	251	689	290	797
12	11/25/19	193	33	210	160	202	572	671	6383	33	193.42	- 193.70	= -0.28	251	689	290	797
13	12/02/19	193	33	212	179	170	561	660	6944	36	192.89	- 193.42	= -0.54	251	689	290	797
14	12/09/19	192	34	182	191	199	572	674	7516	39	192.72	- 192.89	= -0.17	251	689	290	797
15	12/16/19	192	0				0	0	7516	39	192.72	- 192.72	= 0.00	251	689	290	797
16	12/23/19	192	34	200	138	181	519	621	8035	42	191.31	- 192.72	= -1.41	251	689	290	797
0	12/30/19	191	0				0	0	8035	42	191.31	- 191.31	= 0.00	251	689	290	797
17	01/06/20	191	35	185	192	174	551	656	8586	45	190.80	- 191.31	= -0.51	251	689	290	797
18	01/13/20	190	36	181	227	246	654	762	9240	48	192.50	- 190.80	= 1.70	251	689	290	797
19	01/20/20	192	34	165	180	193	538	640	9778	51	191.73	- 192.50	= -0.77	251	689	290	797

End of 2nd part

20	01/27/20	191	35	214	212	173	599	704	10377	54	192.17	- 191.73	= 0.44	251	689	290	797
21	02/03/20	192	34	254	236	238	728	830	11105	57	194.82	- 192.17	= 2.66	254	728	290	830

728 --- 150 Pins Over Average - Series -- Local Assoc. Awards

728 --- 700 Series (215 Ave or Less) -- Local Assoc. Awards

22	02/10/20	194	32	173	196	245	614	710	11719	60	195.32	- 194.82	= 0.49	254	728	290	830
23	02/17/20	195	31	215	199	172	586	679	12305	63	195.32	- 195.32	= 0.00	254	728	290	830
24	02/24/20	195	31	237	161	179	577	670	12882	66	195.18	- 195.32	= -0.14	254	728	290	830
25	03/02/20	195	31	237	178	202	617	710	13499	69	195.64	- 195.18	= 0.46	254	728	290	830
26	03/09/20	195	31	186	201	190	577	670	14076	72	195.50	- 195.64	= -0.14	254	728	290	830
27	03/16/20	195	31				0	0	14076	72	195.50	- 195.50	= 0.00	254	728	290	830

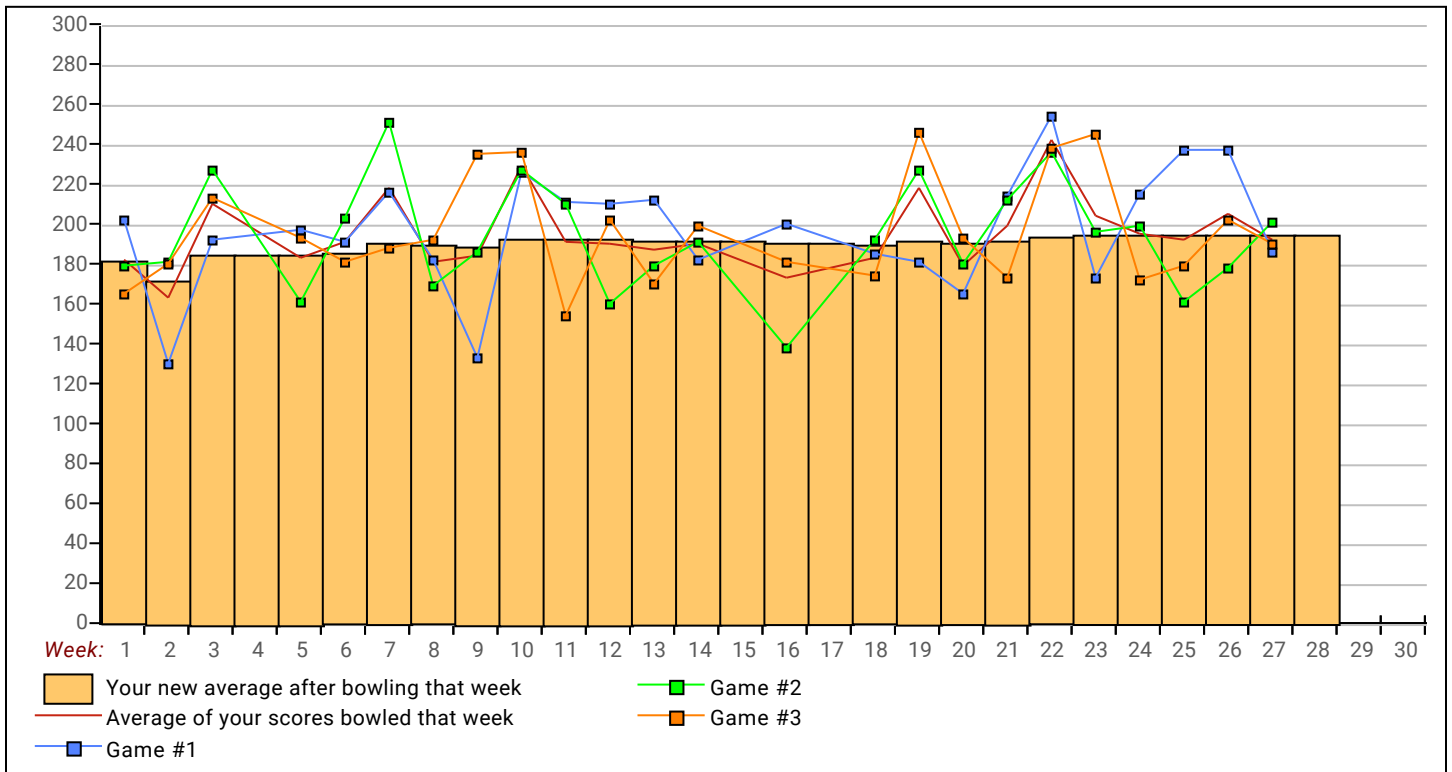
<u><100</u>	<u>100's</u>	<u>125's</u>	<u>150's</u>	<u>175's</u>	<u>200's</u>	<u>225's</u>	<u>250's</u>	<u>275's</u>	<u>300's</u>	
		3	12	28	15	12	2			
<u><400</u>	<u>400's</u>	<u>450's</u>	<u>500's</u>	<u>550's</u>	<u>600's</u>	<u>650's</u>	<u>700's</u>	<u>750's</u>	<u>800's</u>	
		1	4	12	3	3	1			
		<u>Ave of Game 1</u>			<u>Ave of Game 2</u>			<u>Ave of Game 3</u>		
		197.13			193.50			195.88		

High game of 254 on week 22 High series of 728 on week 22 High average of 195.64 after bowling week 26
 Low game of 130 on week 2 Low series of 491 on week 2 Low average of 172.83 after bowling week 2

High Scores by Game

Game #1: 254 on week 22 Game #2: 251 on week 7 Game #3: 246 on week 19

Note: This report includes information through March 16 which is Week 27 of 29



Monday 6:30 PM

Lanes 23 - 40

Note: This report includes information through March 16 which is Week 27 of 29

Clinton Green's Bowling Record - Team 15: Reyco Systems

Week No.	Bowling Date	Old Ave	Old HDCP	Old			Total	HDCP		Pins		Gms		---Average Change---			High Game	High Sers	HDCP Game	HDCP Sers
				-1-	-2-	-3-		Total	Total			New	Old	----> +/-						
1	09/09/19	212	16	236	232	168	636	684	636	3	212.00	-	0.00	=	212.00	236	636			
2	09/16/19	212	16	182	180	193	555	603	1191	6	198.50	-	212.00	=	-13.50	236	636			
3	09/23/19	198	28	219	255	201	675	759	1866	9	207.33	-	198.50	=	8.83	255	675			
4	09/30/19	207	20	149	162	190	501	561	2367	12	197.25	-	207.33	=	-10.08	255	675	210	561	
5	10/07/19	197	29	235	214	146	595	682	2962	15	197.47	-	197.25	=	0.22	255	675	264	682	
6	10/14/19	197	29	a187	a187	a187	561	648	2962	15	197.47	-	197.47	=	0.00	255	675	264	682	
7	10/21/19	197	29	247	222	238	707	794	3669	18	203.83	-	197.47	=	6.37	255	707	276	794	
707 --- 700 Series (215 Ave or Less) -- Local Assoc. Awards																				
8	10/28/19	203	24	199	225	153	577	649	4246	21	202.19	-	203.83	=	-1.64	255	707	276	794	
9	11/04/19	202	25	a192	a192	a192	576	651	4246	21	202.19	-	202.19	=	0.00	255	707	276	794	
10	11/11/19	202	25	183	141	176	500	575	4746	24	197.75	-	202.19	=	-4.44	255	707	276	794	

End of 1st part

11	11/18/19	197	29	185	149	227	561	648	5307	27	196.56	-	197.75	=	-1.19	255	707	276	794
12	11/25/19	196	30	169	210	230	609	699	5916	30	197.20	-	196.56	=	0.64	255	707	276	794
13	12/02/19	197	29	226	196	229	651	738	6567	33	199.00	-	197.20	=	1.80	255	707	276	794
14	12/09/19	199	27	166	170	188	524	605	7091	36	196.97	-	199.00	=	-2.03	255	707	276	794
15	12/16/19	196	30	179	180	199	558	648	7649	39	196.13	-	196.97	=	-0.84	255	707	276	794
16	12/23/19	196	0				0	0	7649	39	196.13	-	196.13	=	0.00	255	707	276	794
0	12/30/19	196	0				0	0	7649	39	196.13	-	196.13	=	0.00	255	707	276	794
17	01/06/20	196	30	232	239	213	684	774	8333	42	198.40	-	196.13	=	2.28	255	707	276	794
18	01/13/20	198	28	279	289	233	801	885	9134	45	202.98	-	198.40	=	4.57	289	801	317	885
801 --- 800 Series -- USBC Awards																			
801 --- 800 Series -- Local Assoc. Awards																			
801 --- 150 Pins Over Average - Series -- Local Assoc. Awards																			
19	01/20/20	202	25	186	158	268	612	687	9746	48	203.04	-	202.98	=	0.06	289	801	317	885

End of 2nd part

20	01/27/20	203	24	217	247	186	650	722	10396	51	203.84	-	203.04	=	0.80	289	801	317	885
21	02/03/20	203	24	173	168	300	641	713	11037	54	204.39	-	203.84	=	0.55	300	801	324	885
300 --- 300 Game -- USBC Awards																			
300 --- 300 Game (\$50) -- Bowling Center Awards																			
22	02/10/20	204	23	216	226	211	653	722	11690	57	205.09	-	204.39	=	0.70	300	801	324	885
23	02/17/20	205	22	195	198	189	582	648	12272	60	204.53	-	205.09	=	-0.55	300	801	324	885
24	02/24/20	204	23	159	187	235	581	650	12853	63	204.02	-	204.53	=	-0.52	300	801	324	885
25	03/02/20	204	23	185	197	199	581	650	13434	66	203.55	-	204.02	=	-0.47	300	801	324	885
26	03/09/20	203	24	246	220	206	672	744	14106	69	204.43	-	203.55	=	0.89	300	801	324	885
27	03/16/20	204	23	208	200	217	625	694	14731	72	204.60	-	204.43	=	0.16	300	801	324	885

Summary

<u><100</u>	<u>100's</u>	<u>125's</u>	<u>150's</u>	<u>175's</u>	<u>200's</u>	<u>225's</u>	<u>250's</u>	<u>275's</u>	<u>300's</u>
		4	10	22	14	17	2	2	1
<u><400</u>	<u>400's</u>	<u>450's</u>	<u>500's</u>	<u>550's</u>	<u>600's</u>	<u>650's</u>	<u>700's</u>	<u>750's</u>	<u>800's</u>
			3	8	5	6	1		1

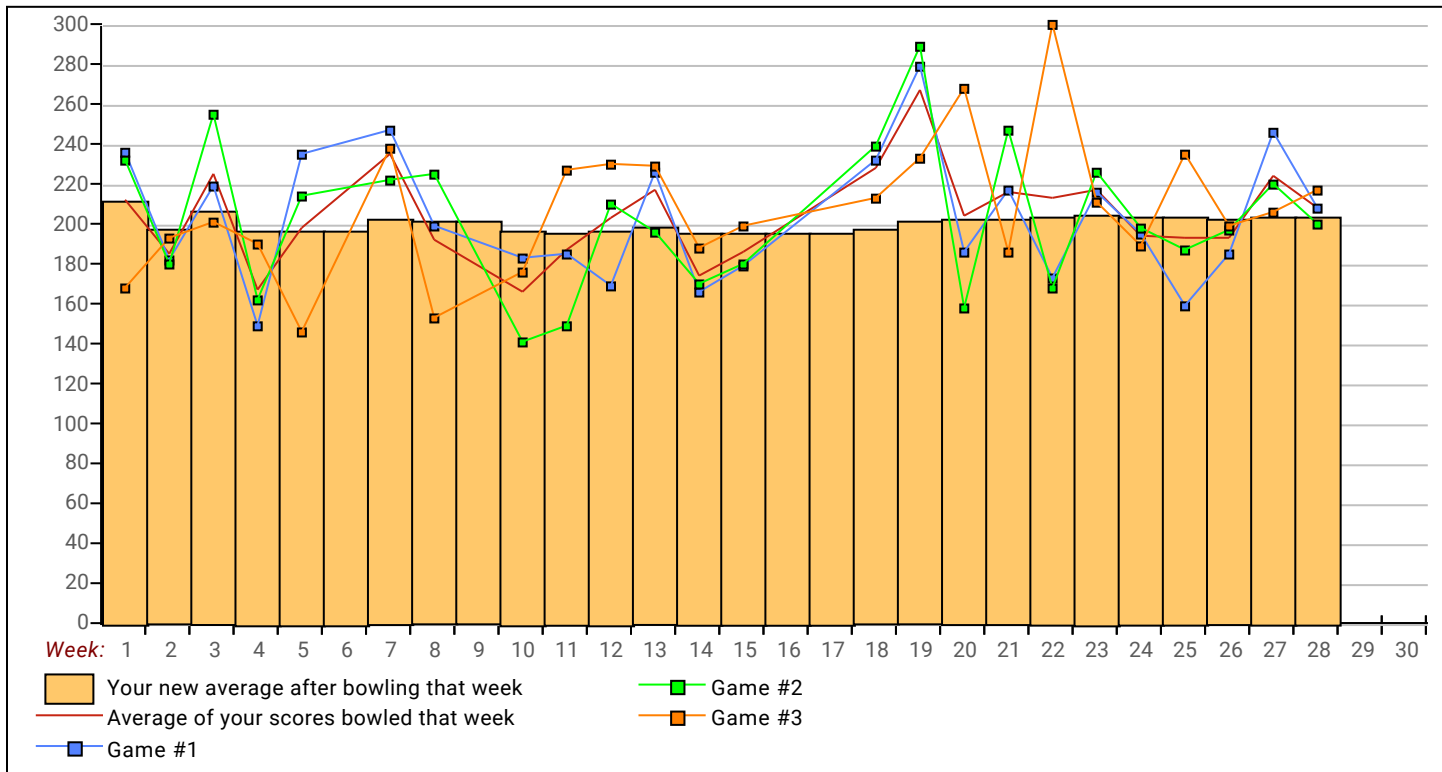
<u>Ave of Game 1</u>	<u>Ave of Game 2</u>	<u>Ave of Game 3</u>
202.96	202.71	208.13

High game of **300** on week **22** High series of **801** on week **19** High average of **212.00** after bowling week **1**
 Low game of **141** on week **10** Low series of **500** on week **10** Low average of **196.13** after bowling week **15**

High Scores by Game

Game #1: **279** on week **19** Game #2: **289** on week **19** Game #3: **300** on week **22**

Note: This report includes information through March 16 which is Week 27 of 29



Note: This report includes information through March 16 which is Week 27 of 29

Parker G. Lethcoe's Bowling Record - Team 15: Reyco Systems

Week No.	Bowling Date	Old Ave	Old HDCP	Score			Total	HDCP		Pins Gms		---Average Change---			High Game	High Sers	HDCP Game	HDCP Sers	
				-1-	-2-	-3-		Total	Pins	Gms	New	Old	+/-						
1	09/09/19	206	21	213	185	220	618	681	618	3	206.00	-	0.00	=	206.00	220	618		
2	09/16/19	206	21	192	148	166	506	569	1124	6	187.33	-	206.00	=	-18.67	220	618		
3	09/23/19	187	38	181	215	213	609	723	1733	9	192.56	-	187.33	=	5.22	220	618		
4	09/30/19	192	34	205	197	221	623	725	2356	12	196.33	-	192.56	=	3.78	221	623	255	725
5	10/07/19	196	30	191	224	181	596	686	2952	15	196.80	-	196.33	=	0.47	224	623	255	725
6	10/14/19	196	30	266	247	233	746	836	3698	18	205.44	-	196.80	=	8.64	266	746	296	836
746 --- 700 Series (215 Ave or Less) -- Local Assoc. Awards																			
746 --- 150 Pins Over Average - Series -- Local Assoc. Awards																			
7	10/21/19	205	22	193	232	220	645	711	4343	21	206.81	-	205.44	=	1.37	266	746	296	836
8	10/28/19	206	21	196	191	205	592	655	4739	23	206.04	-	206.81	=	-0.77	266	746	296	836
9	11/04/19	206	21	216	192	226	634	697	5373	26	206.65	-	206.04	=	0.61	266	746	296	836
10	11/11/19	206	21	182	174	222	578	641	5951	29	205.21	-	206.65	=	-1.45	266	746	296	836

End of 1st part

11	11/18/19	205	22	224	258	204	686	752	6637	32	207.41	-	205.21	=	2.20	266	746	296	836
12	11/25/19	207	20	181	170	201	552	612	7189	35	205.40	-	207.41	=	-2.01	266	746	296	836
13	12/02/19	205	22	236	172	200	608	674	7797	38	205.18	-	205.40	=	-0.22	266	746	296	836
14	12/09/19	205	22	199	248	256	703	769	8500	41	207.32	-	205.18	=	2.13	266	746	296	836
703 --- 700 Series (215 Ave or Less) -- Local Assoc. Awards																			
15	12/16/19	207	20	212	233	234	679	739	9179	44	208.61	-	207.32	=	1.30	266	746	296	836
16	12/23/19	208	19	207	202	210	619	676	9798	47	208.47	-	208.61	=	-0.15	266	746	296	836
0	12/30/19	208	0				0	0	9798	47	208.47	-	208.47	=	0.00	266	746	296	836
17	01/06/20	208	19	231	206	188	625	682	10423	50	208.46	-	208.47	=	-0.01	266	746	296	836
18	01/13/20	208	0				0	0	10423	50	208.46	-	208.46	=	0.00	266	746	296	836
19	01/20/20	208	19	212	149	235	596	653	11019	53	207.91	-	208.46	=	-0.55	266	746	296	836

End of 2nd part

20	01/27/20	207	20	227	204	205	636	696	11655	56	208.13	-	207.91	=	0.22	266	746	296	836
21	02/03/20	208	19	192	226	226	644	701	12299	59	208.46	-	208.13	=	0.33	266	746	296	836
22	02/10/20	208	19	225	176	252	653	710	12952	62	208.90	-	208.46	=	0.45	266	746	296	836
23	02/17/20	208	19	235	213	225	673	730	13625	65	209.62	-	208.90	=	0.71	266	746	296	836
24	02/24/20	209	18	245	226	229	700	754	14325	68	210.66	-	209.62	=	1.05	266	746	296	836
700 --- 700 Series (215 Ave or Less) -- Local Assoc. Awards																			
25	03/02/20	210	18	187	254	214	655	709	14980	71	210.99	-	210.66	=	0.32	266	746	296	836
26	03/09/20	210	18	188	245	242	675	729	15655	74	211.55	-	210.99	=	0.57	266	746	296	836
27	03/16/20	211	17	189	222	255	666	717	16321	77	211.96	-	211.55	=	0.41	266	746	296	836

End of 3rd part

<u><100</u>	<u>100's</u>	<u>125's</u>	<u>150's</u>	<u>175's</u>	<u>200's</u>	<u>225's</u>	<u>250's</u>	<u>275's</u>	<u>300's</u>
		2	4	18	26	21	6		
<u><400</u>	<u>400's</u>	<u>450's</u>	<u>500's</u>	<u>550's</u>	<u>600's</u>	<u>650's</u>	<u>700's</u>	<u>750's</u>	<u>800's</u>
			1	5	10	7	3		

<u>Ave of Game 1</u>	<u>Ave of Game 2</u>	<u>Ave of Game 3</u>
209.16	208.04	218.58

High game of 266 on week 6 High series of 746 on week 6 High average of 211.96 after bowling week 28
 Low game of 148 on week 2 Low series of 506 on week 2 Low average of 187.33 after bowling week 2

High Scores by Game

Game #1: 266 on week 6 Game #2: 258 on week 11 Game #3: 256 on week 14

Note: This report includes information through March 16 which is Week 27 of 29

