

Monday 6:30 PM

Lanes 23 - 40

Note: This report includes information through March 16 which is Week 27 of 29

Charles J. Hand's Bowling Record - Team 14: Inebriators

Week No.	Bowling Date	Old Ave	Old HDCP	Old			Total	HDCP Total	Pins		Gms	---Average Change---			High Game	High Sers	HDCP Game	HDCP Sers	
				-1-	-2-	-3-			New	Old		Change							
1	09/09/19	175	49	161	184	180	525	672	525	3	175.00	-	0.00	=	175.00	184	525		
2	09/16/19	175	0				0	0	525	3	175.00	-	175.00	=	0.00	184	525		
3	09/23/19	175	49	a165	a165	a165	495	642	525	3	175.00	-	175.00	=	0.00	184	525		
4	09/30/19	175	49	a165	a165	a165	495	642	525	3	175.00	-	175.00	=	0.00	184	525		
5	10/07/19	175	49	a165	a165	a165	495	642	525	3	175.00	-	175.00	=	0.00	184	525		
6	10/14/19	175	0				0	0	525	3	175.00	-	175.00	=	0.00	184	525		
7	10/21/19	175	0				0	0	525	3	175.00	-	175.00	=	0.00	184	525		
8	10/28/19	175	49	183	130	110	423	570	948	6	158.00	-	175.00	=	-17.00	184	525		
9	11/04/19	158	0				0	0	948	6	158.00	-	158.00	=	0.00	184	525		
10	11/11/19	158	0				0	0	948	6	158.00	-	158.00	=	0.00	184	525		

End of 1st part

11	11/18/19	158	0				0	0	948	6	158.00	-	158.00	=	0.00	184	525		
12	11/25/19	158	64	138	137	145	420	612	1368	9	152.00	-	158.00	=	-6.00	184	525		
13	12/02/19	152	70	145	158	177	480	690	1848	12	154.00	-	152.00	=	2.00	184	525	247	690
14	12/09/19	154	68	163	164	160	487	691	2335	15	155.67	-	154.00	=	1.67	184	525	247	691
15	12/16/19	155	67	a145	a145	a145	435	636	2335	15	155.67	-	155.67	=	0.00	184	525	247	691
16	12/23/19	155	67	173	183	181	537	738	2872	18	159.56	-	155.67	=	3.89	184	537	250	738
0	12/30/19	159	0				0	0	2872	18	159.56	-	159.56	=	0.00	184	537	250	738
17	01/06/20	159	63	133	157	146	436	625	3308	21	157.52	-	159.56	=	-2.03	184	537	250	738
18	01/13/20	157	0				0	0	3308	21	157.52	-	157.52	=	0.00	184	537	250	738
19	01/20/20	157	0				0	0	3308	21	157.52	-	157.52	=	0.00	184	537	250	738

End of 2nd part

20	01/27/20	157	0				0	0	3308	21	157.52	-	157.52	=	0.00	184	537	250	738
21	02/03/20	157	0				0	0	3308	21	157.52	-	157.52	=	0.00	184	537	250	738
22	02/10/20	157	65	a147	a147	a147	441	636	3308	21	157.52	-	157.52	=	0.00	184	537	250	738
23	02/17/20	157	0				0	0	3308	21	157.52	-	157.52	=	0.00	184	537	250	738
24	02/24/20	157	0				0	0	3308	21	157.52	-	157.52	=	0.00	184	537	250	738
25	03/02/20	157	0				0	0	3308	21	157.52	-	157.52	=	0.00	184	537	250	738
26	03/09/20	157	0				0	0	3308	21	157.52	-	157.52	=	0.00	184	537	250	738
27	03/16/20	157	65				0	0	3308	21	157.52	-	157.52	=	0.00	184	537	250	738

<u><100</u>	<u>100's</u>	<u>125's</u>	<u>150's</u>	<u>175's</u>	<u>200's</u>	<u>225's</u>	<u>250's</u>	<u>275's</u>	<u>300's</u>
	1	7	7	6					
<u><400</u>	<u>400's</u>	<u>450's</u>	<u>500's</u>	<u>550's</u>	<u>600's</u>	<u>650's</u>	<u>700's</u>	<u>750's</u>	<u>800's</u>
	3	2	2						

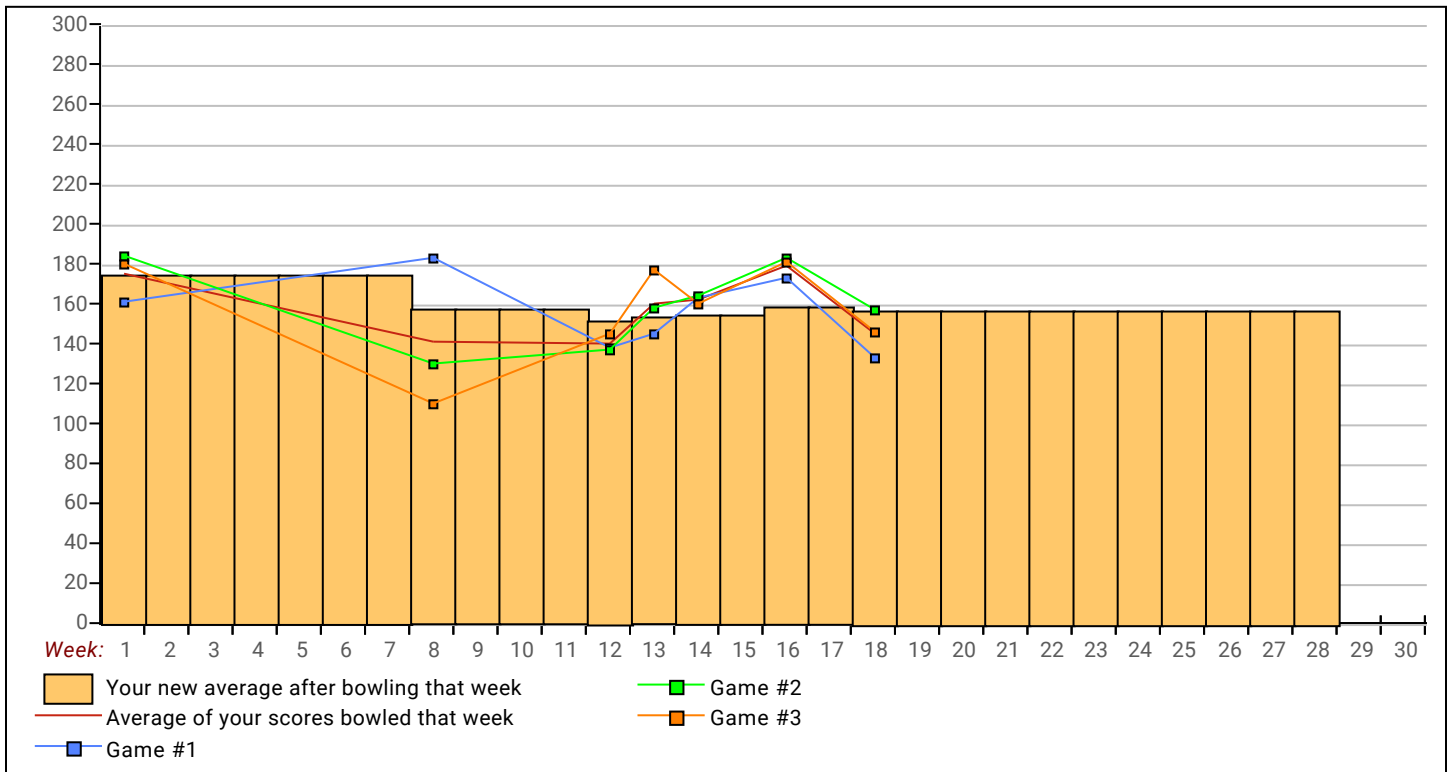
<u>Ave of Game 1</u>	<u>Ave of Game 2</u>	<u>Ave of Game 3</u>
156.57	159.00	157.00

High game of **184** on week **1** High series of **537** on week **16** High average of **175.00** after bowling week **1**
 Low game of **110** on week **8** Low series of **420** on week **12** Low average of **152.00** after bowling week **12**

High Scores by Game

Game #1: **183** on week **8** Game #2: **184** on week **1** Game #3: **181** on week **16**

Note: This report includes information through March 16 which is Week 27 of 29



Monday 6:30 PM

Lanes 23 - 40

Note: This report includes information through March 16 which is Week 27 of 29

James D. Ferguson's Bowling Record - Team 14: Inebriators

Week No.	Bowling Date	Old Ave	Old HDCP	Old			Total	HDCP		Pins Gms		---Average Change---			High Game	High Sers	HDCP Game	HDCP Sers	
				-1-	-2-	-3-		Total	Total			New - Old	----> +/-						
1	09/09/19	bk189	36	169	138	165	472	580	472	3	157.33	-	0.00	=	157.33	169	472		
2	09/16/19	bk189	36	191	184	185	560	668	1032	6	172.00	-	157.33	=	14.67	191	560		
3	09/23/19	bk189	36	186	133	153	472	580	1504	9	167.11	-	172.00	=	-4.89	191	560		
4	09/30/19	167	56	167	157	212	536	704	2040	12	170.00	-	167.11	=	2.89	212	560	268	704
5	10/07/19	170	54	170	176	198	544	706	2584	15	172.27	-	170.00	=	2.27	212	560	268	706
6	10/14/19	172	52	147	167	180	494	650	3078	18	171.00	-	172.27	=	-1.27	212	560	268	706
7	10/21/19	171	53	144	169	165	478	637	3556	21	169.33	-	171.00	=	-1.67	212	560	268	706
8	10/28/19	169	54	146	177	190	513	675	4069	24	169.54	-	169.33	=	0.21	212	560	268	706
9	11/04/19	169	54	160	170	188	518	680	4587	27	169.89	-	169.54	=	0.35	212	560	268	706
10	11/11/19	169	54	156	174	175	505	667	5092	30	169.73	-	169.89	=	-0.16	212	560	268	706

End of 1st part

11	11/18/19	169	54	174	162	161	497	659	5589	33	169.36	-	169.73	=	-0.37	212	560	268	706
12	11/25/19	169	54	188	152	164	504	666	6093	36	169.25	-	169.36	=	-0.11	212	560	268	706
13	12/02/19	169	54	138	182	179	499	661	6592	39	169.03	-	169.25	=	-0.22	212	560	268	706
14	12/09/19	169	54	213	165	170	548	710	7140	42	170.00	-	169.03	=	0.97	213	560	268	710
15	12/16/19	170	54	135	176	235	546	708	7686	45	170.80	-	170.00	=	0.80	235	560	289	710
16	12/23/19	170	54	202	180	195	577	739	8263	48	172.15	-	170.80	=	1.35	235	577	289	739
0	12/30/19	172	0				0	0	8263	48	172.15	-	172.15	=	0.00	235	577	289	739
17	01/06/20	172	52	161	190	205	556	712	8819	51	172.92	-	172.15	=	0.78	235	577	289	739
18	01/13/20	172	52	a162	a162	a162	486	642	8819	51	172.92	-	172.92	=	0.00	235	577	289	739
19	01/20/20	172	52	150	144	212	506	662	9325	54	172.69	-	172.92	=	-0.24	235	577	289	739

End of 2nd part

20	01/27/20	172	52	190	182	213	585	741	9910	57	173.86	-	172.69	=	1.17	235	585	289	741
21	02/03/20	173	51	158	203	222	583	736	10493	60	174.88	-	173.86	=	1.02	235	585	289	741
22	02/10/20	174	50	156	166	169	491	641	10984	63	174.35	-	174.88	=	-0.53	235	585	289	741
23	02/17/20	174	50	155	155	155	465	615	11449	66	173.47	-	174.35	=	-0.88	235	585	289	741
465 --- Triplicate -- Local Assoc. Awards																			
24	02/24/20	173	51	a163	a163	a163	489	642	11449	66	173.47	-	173.47	=	0.00	235	585	289	741
25	03/02/20	173	51	175	178	171	524	677	11973	69	173.52	-	173.47	=	0.05	235	585	289	741
26	03/09/20	173	51	214	186	179	579	732	12552	72	174.33	-	173.52	=	0.81	235	585	289	741
27	03/16/20	174	50	211	158	179	548	698	13100	75	174.67	-	174.33	=	0.33	235	585	289	741

<u><100</u>	<u>100's</u>	<u>125's</u>	<u>150's</u>	<u>175's</u>	<u>200's</u>	<u>225's</u>	<u>250's</u>	<u>275's</u>	<u>300's</u>
		8	31	25	10	1			
<u><400</u>	<u>400's</u>	<u>450's</u>	<u>500's</u>	<u>550's</u>	<u>600's</u>	<u>650's</u>	<u>700's</u>	<u>750's</u>	<u>800's</u>
		8	11	6					
			<u>Ave of Game 1</u>	<u>Ave of Game 2</u>	<u>Ave of Game 3</u>				
			170.24	168.96	184.80				

High game of **235** on week **15** High series of **585** on week **21** High average of **174.88** after bowling week **22**
 Low game of **133** on week **3** Low series of **465** on week **24** Low average of **157.33** after bowling week **1**

High Scores by Game

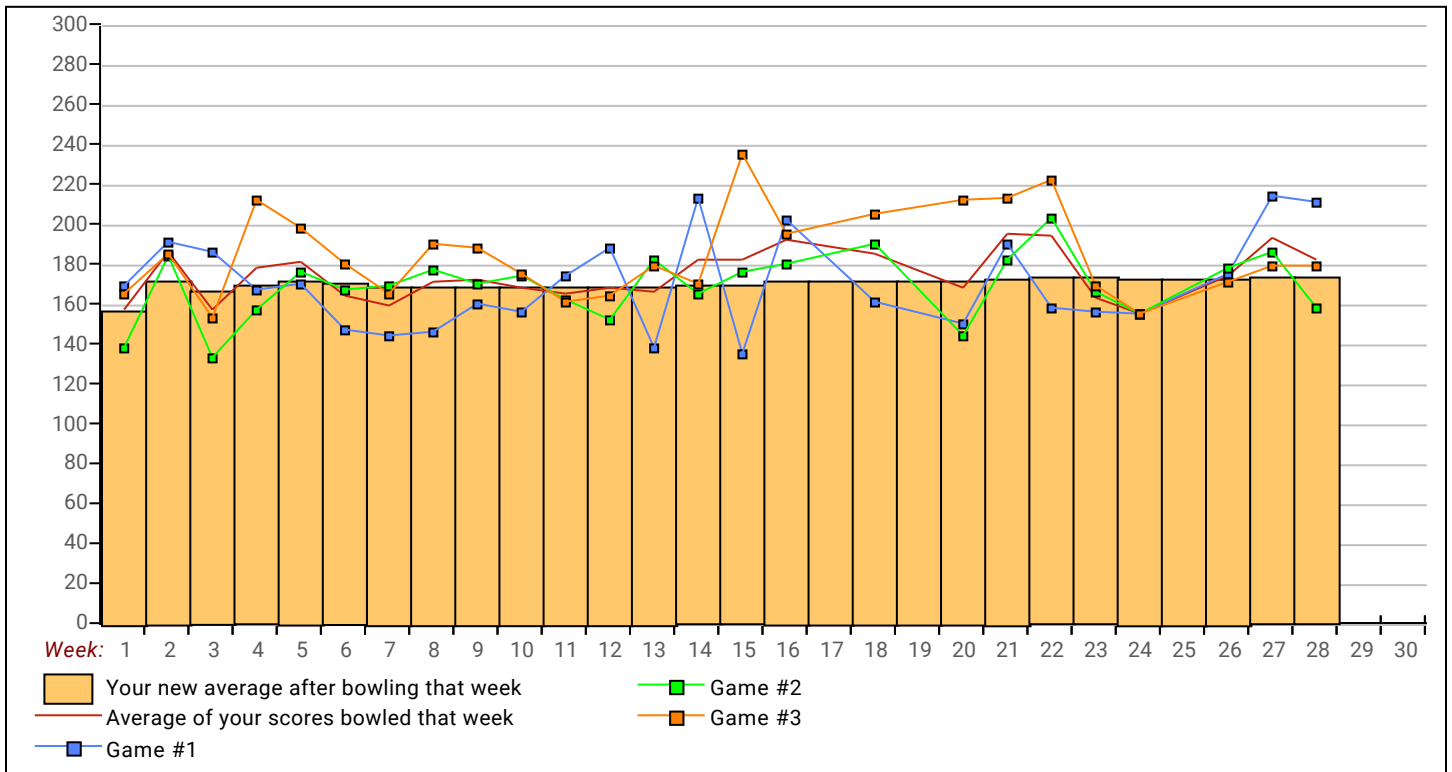
Game #1: **214** on week **27** Game #2: **203** on week **22** Game #3: **235** on week **15**

Industrial League 2019-20

Monday 6:30 PM

Lanes 23 - 40

Note: This report includes information through March 16 which is Week 27 of 29



Note: This report includes information through March 16 which is Week 27 of 29

Dwaine K. Oscarson's Bowling Record - Team 14: Inebriators

Week No.	Bowling Date	Old Ave	Old HDCP	Old			Total	HDCP Total	Pins Gms		---Average Change---			High Game	High Sers	HDCP Game	HDCP Sers		
				-1-	-2-	-3-			New	Old	Change								
1	09/09/19	214	14	235	214	195	644	686	644	3	214.67	-	0.00	=	214.67	235	644		
2	09/16/19	214	14	191	221	198	610	652	1254	6	209.00	-	214.67	=	-5.67	235	644		
3	09/23/19	209	18	233	288	144	665	719	1919	9	213.22	-	209.00	=	4.22	288	665		
4	09/30/19	213	15	194	200	195	589	634	2508	12	209.00	-	213.22	=	-4.22	288	665	215	634
5	10/07/19	209	18	186	169	209	564	618	3072	15	204.80	-	209.00	=	-4.20	288	665	227	634
6	10/14/19	204	23	200	162	143	505	574	3577	18	198.72	-	204.80	=	-6.08	288	665	227	634
7	10/21/19	198	28	164	179	169	512	596	4089	21	194.71	-	198.72	=	-4.01	288	665	227	634
8	10/28/19	194	0				0	0	4089	21	194.71	-	194.71	=	0.00	288	665	227	634
9	11/04/19	194	32	a184	a184	a184	552	648	4089	21	194.71	-	194.71	=	0.00	288	665	227	634
10	11/11/19	194	32	211	188	152	551	647	4640	24	193.33	-	194.71	=	-1.38	288	665	243	647

End of 1st part

11	11/18/19	193	33	203	208	165	576	675	5216	27	193.19	-	193.33	=	-0.15	288	665	243	675
12	11/25/19	193	33	155	161	189	505	604	5721	30	190.70	-	193.19	=	-2.49	288	665	243	675
13	12/02/19	190	0				0	0	5721	30	190.70	-	190.70	=	0.00	288	665	243	675
14	12/09/19	190	36	170	172	216	558	666	6279	33	190.27	-	190.70	=	-0.43	288	665	252	675
15	12/16/19	190	36	172	186	158	516	624	6795	36	188.75	-	190.27	=	-1.52	288	665	252	675
16	12/23/19	188	37	192	171	232	595	706	7390	39	189.49	-	188.75	=	0.74	288	665	269	706
0	12/30/19	189	0				0	0	7390	39	189.49	-	189.49	=	0.00	288	665	269	706
17	01/06/20	189	36	184	179	244	607	715	7997	42	190.40	-	189.49	=	0.92	288	665	280	715
18	01/13/20	190	36	a180	a180	a180	540	648	7997	42	190.40	-	190.40	=	0.00	288	665	280	715
19	01/20/20	190	36	246	179	156	581	689	8578	45	190.62	-	190.40	=	0.22	288	665	282	715

End of 2nd part

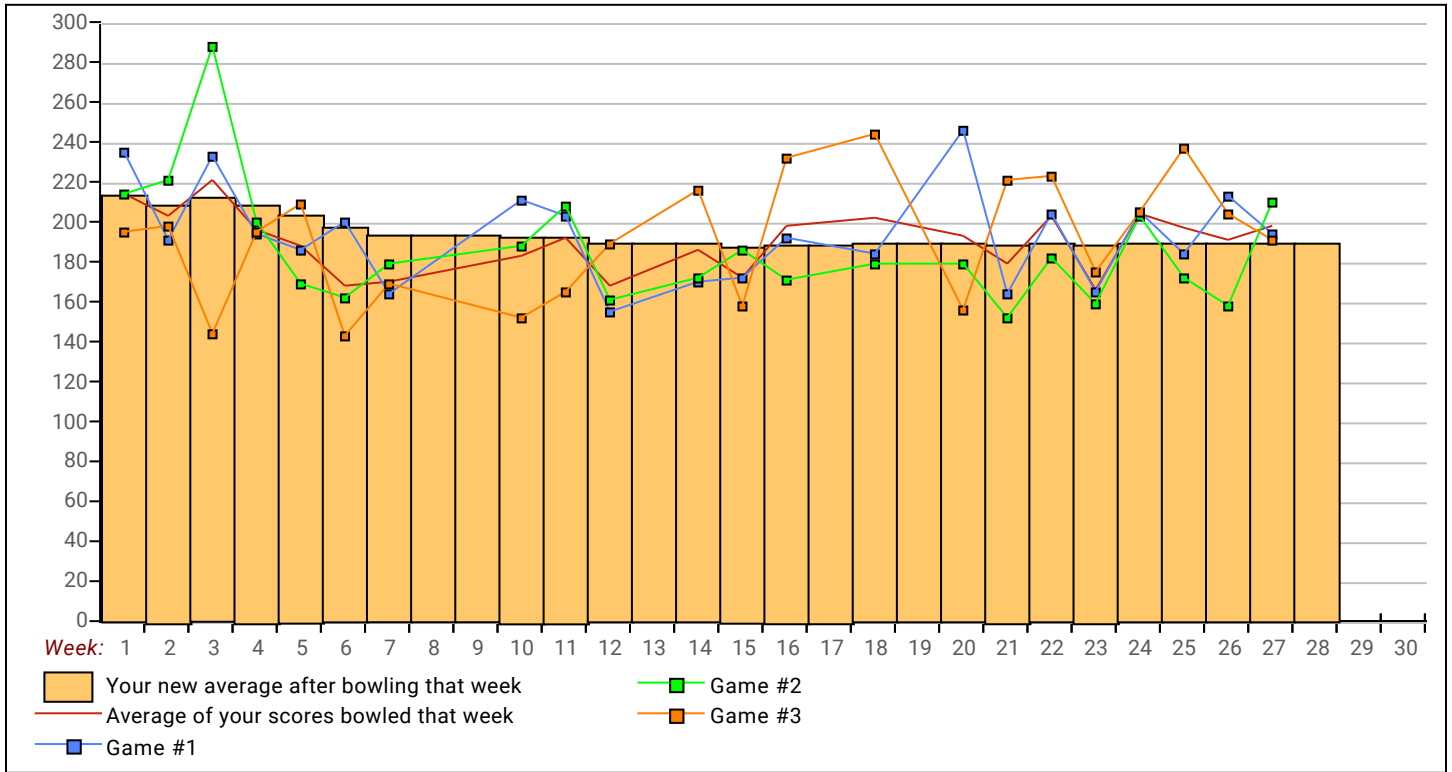
20	01/27/20	190	36	164	152	221	537	645	9115	48	189.90	-	190.62	=	-0.73	288	665	282	715
21	02/03/20	189	36	204	182	223	609	717	9724	51	190.67	-	189.90	=	0.77	288	665	282	717
22	02/10/20	190	36	165	159	175	499	607	10223	54	189.31	-	190.67	=	-1.35	288	665	282	717
23	02/17/20	189	36	205	203	205	613	721	10836	57	190.11	-	189.31	=	0.79	288	665	282	721
24	02/24/20	190	36	184	172	237	593	701	11429	60	190.48	-	190.11	=	0.38	288	665	282	721
25	03/02/20	190	36	213	158	204	575	683	12004	63	190.54	-	190.48	=	0.06	288	665	282	721
26	03/09/20	190	36	194	210	191	595	703	12599	66	190.89	-	190.54	=	0.35	288	665	282	721
27	03/16/20	190	36	a180	a180	a180	540	648	12599	66	190.89	-	190.89	=	0.00	288	665	282	721

<u><100</u>	<u>100's</u>	<u>125's</u>	<u>150's</u>	<u>175's</u>	<u>200's</u>	<u>225's</u>	<u>250's</u>	<u>275's</u>	<u>300's</u>
		2	20	19	18	6		1	
<u><400</u>	<u>400's</u>	<u>450's</u>	<u>500's</u>	<u>550's</u>	<u>600's</u>	<u>650's</u>	<u>700's</u>	<u>750's</u>	<u>800's</u>
		1	5	10	5	1			
<u>Ave of Game 1</u>			<u>Ave of Game 2</u>			<u>Ave of Game 3</u>			
193.86			186.95			191.86			

High game of 288 on week 3 High series of 665 on week 3 High average of 214.67 after bowling week 1
 Low game of 143 on week 6 Low series of 499 on week 23 Low average of 188.75 after bowling week 15

High Scores by Game
 Game #1: 246 on week 20 Game #2: 288 on week 3 Game #3: 244 on week 18

Note: This report includes information through March 16 which is Week 27 of 29



Note: This report includes information through March 16 which is Week 27 of 29

Sam E. Garner's Bowling Record - Team 14: Inebriators

Week No.	Bowling Date	Old Ave	Old HDCP	---Average Change---			Total	HDCP Total	Pins Gms		New - Old ----> +/-			High Game	High Sers	HDCP Game	HDCP Sers
				-1-	-2-	-3-											
1	09/09/19	202	25	173	232	201	606	681	606	3	202.00	- 0.00	= 202.00	232	606		
2	09/16/19	202	25	165	220	176	561	636	1167	6	194.50	- 202.00	= -7.50	232	606		
3	09/23/19	194	32	172	202	208	582	678	1749	9	194.33	- 194.50	= -0.17	232	606		
4	09/30/19	194	32	166	222	156	544	640	2293	12	191.08	- 194.33	= -3.25	232	606	254	640
5	10/07/19	191	35	150	216	168	534	639	2827	15	188.47	- 191.08	= -2.62	232	606	254	640
6	10/14/19	188	37	179	157	150	486	597	3313	18	184.06	- 188.47	= -4.41	232	606	254	640
7	10/21/19	184	41	246	186	155	587	710	3900	21	185.71	- 184.06	= 1.66	246	606	287	710
8	10/28/19	185	40	168	210	182	560	680	4460	24	185.83	- 185.71	= 0.12	246	606	287	710
9	11/04/19	185	40	214	183	192	589	709	5049	27	187.00	- 185.83	= 1.17	246	606	287	710
10	11/11/19	187	38	228	225	226	679	793	5728	30	190.93	- 187.00	= 3.93	246	679	287	793

End of 1st part

11	11/18/19	190	36	191	173	181	545	653	6273	33	190.09	- 190.93	= -0.84	246	679	287	793
12	11/25/19	190	36	180	189	213	582	690	6855	36	190.42	- 190.09	= 0.33	246	679	287	793
13	12/02/19	190	36	195	232	204	631	739	7486	39	191.95	- 190.42	= 1.53	246	679	287	793
14	12/09/19	191	0				0	0	7486	39	191.95	- 191.95	= 0.00	246	679	287	793
15	12/16/19	191	0				0	0	7486	39	191.95	- 191.95	= 0.00	246	679	287	793
16	12/23/19	191	0				0	0	7486	39	191.95	- 191.95	= 0.00	246	679	287	793
0	12/30/19	191	0				0	0	7486	39	191.95	- 191.95	= 0.00	246	679	287	793
17	01/06/20	191	35	208	166	180	554	659	8040	42	191.43	- 191.95	= -0.52	246	679	287	793
18	01/13/20	191	35	186	159	165	510	615	8550	45	190.00	- 191.43	= -1.43	246	679	287	793
19	01/20/20	190	36	207	215	180	602	710	9152	48	190.67	- 190.00	= 0.67	246	679	287	793

End of 2nd part

20	01/27/20	190	36	213	221	225	659	767	9811	51	192.37	- 190.67	= 1.71	246	679	287	793
21	02/03/20	192	34	a182	a182	a182	546	648	9811	51	192.37	- 192.37	= 0.00	246	679	287	793
22	02/10/20	192	0				0	0	9811	51	192.37	- 192.37	= 0.00	246	679	287	793
23	02/17/20	192	34	234	208	185	627	729	10438	54	193.30	- 192.37	= 0.92	246	679	287	793
24	02/24/20	193	33	181	144	261	586	685	11024	57	193.40	- 193.30	= 0.11	261	679	294	793
25	03/02/20	193	33	190	212	232	634	733	11658	60	194.30	- 193.40	= 0.90	261	679	294	793
26	03/09/20	194	32	201	221	211	633	729	12291	63	195.10	- 194.30	= 0.80	261	679	294	793
27	03/16/20	195	31	224	211	184	619	712	12910	66	195.61	- 195.10	= 0.51	261	679	294	793

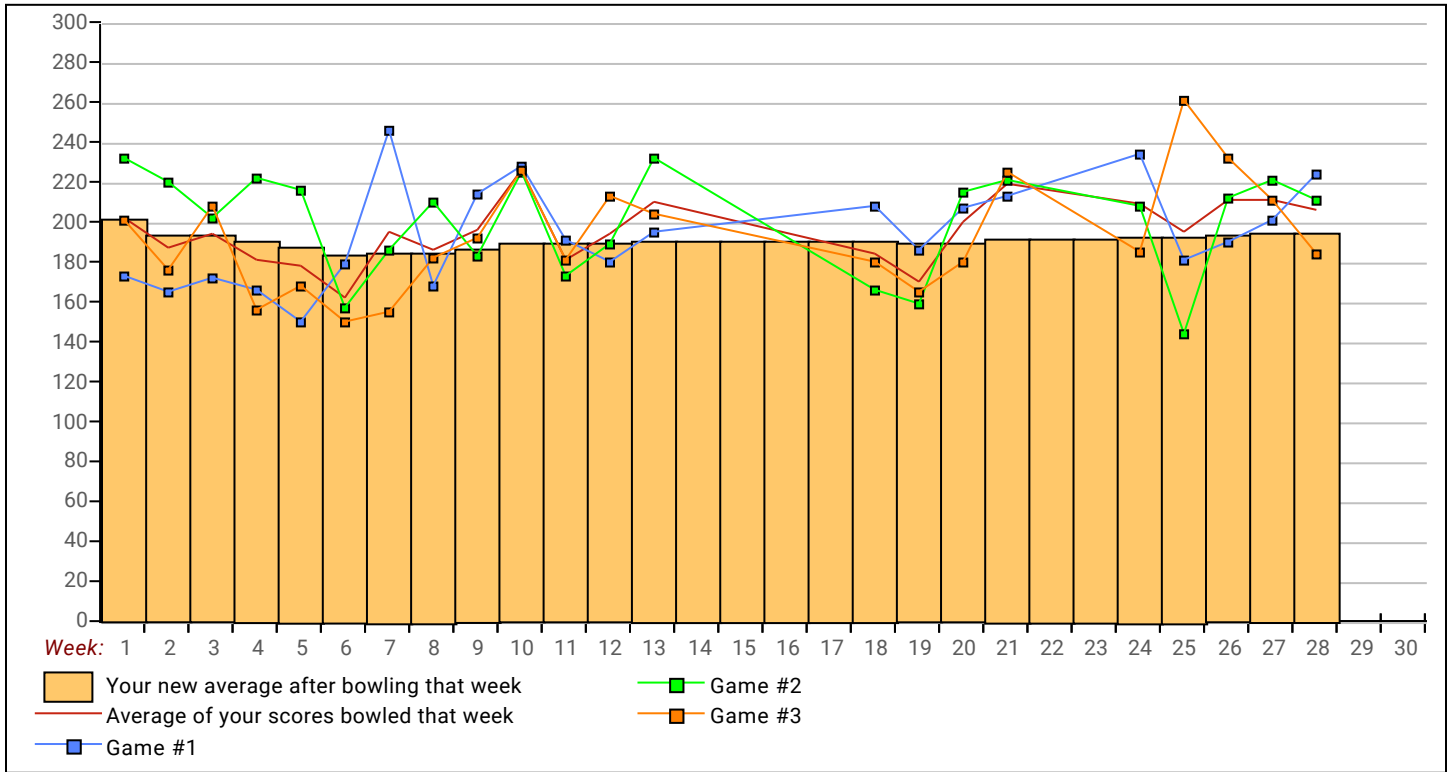
<u><100</u>	<u>100's</u>	<u>125's</u>	<u>150's</u>	<u>175's</u>	<u>200's</u>	<u>225's</u>	<u>250's</u>	<u>275's</u>	<u>300's</u>
		1	15	18	22	9	1		
<u><400</u>	<u>400's</u>	<u>450's</u>	<u>500's</u>	<u>550's</u>	<u>600's</u>	<u>650's</u>	<u>700's</u>	<u>750's</u>	<u>800's</u>
		1	4	8	7	2			
<u>Ave of Game 1</u>			<u>Ave of Game 2</u>			<u>Ave of Game 3</u>			
194.14			200.18			192.50			

High game of **261** on week **25** High series of **679** on week **10** High average of **202.00** after bowling week **1**
 Low game of **144** on week **25** Low series of **486** on week **6** Low average of **184.06** after bowling week **6**

High Scores by Game

Game #1: **246** on week **7** Game #2: **232** on week **1** Game #3: **261** on week **25**

Note: This report includes information through March 16 which is Week 27 of 29



Note: This report includes information through March 16 which is Week 27 of 29

Terry R. Phelps's Bowling Record - Team 14: Inebriators

Week No.	Bowling Date	Old Ave	Old HDCP	HDCP				---Average Change---				High Game	High Sers	HDCP Game	HDCP Sers				
				-1-	-2-	-3-	Total	Total	Pins	Gms	New					Old	----> +/-		
1	09/09/19	bk224	0				0	0	0	0	0	-	0.00	=	0.00	0	0		
2	09/16/19	bk224	5	238	180	169	587	602	587	3	195.67	-	0.00	=	195.67	238	587		
3	09/23/19	bk224	0				0	0	587	3	195.67	-	195.67	=	0.00	238	587		
4	09/30/19	bk224	0				0	0	587	3	195.67	-	195.67	=	0.00	238	587		
5	10/07/19	bk224	0				0	0	587	3	195.67	-	195.67	=	0.00	238	587		
6	10/14/19	bk224	5	193	221	192	606	621	1193	6	198.83	-	195.67	=	3.17	238	606		
7	10/21/19	bk224	5	160	235	256	651	666	1844	9	204.89	-	198.83	=	6.06	256	651		
8	10/28/19	204	23	227	191	179	597	666	2441	12	203.42	-	204.89	=	-1.47	256	651	250	666
9	11/04/19	203	24	193	256	215	664	736	3105	15	207.00	-	203.42	=	3.58	256	664	280	736
10	11/11/19	207	20	205	258	227	690	750	3795	18	210.83	-	207.00	=	3.83	258	690	280	750

End of 1st part

11	11/18/19	210	18	193	227	290	710	764	4505	21	214.52	-	210.83	=	3.69	290	710	308	764
710 --- 700 Series (215 Ave or Less) -- Local Assoc. Awards																			
12	11/25/19	214	0				0	0	4505	21	214.52	-	214.52	=	0.00	290	710	308	764
13	12/02/19	214	14	192	235	205	632	674	5137	24	214.04	-	214.52	=	-0.48	290	710	308	764
14	12/09/19	214	14	157	189	186	532	574	5669	27	209.96	-	214.04	=	-4.08	290	710	308	764
15	12/16/19	209	18	207	266	225	698	752	6367	30	212.23	-	209.96	=	2.27	290	710	308	764
16	12/23/19	212	16	245	171	224	640	688	7007	33	212.33	-	212.23	=	0.10	290	710	308	764
0	12/30/19	212	0				0	0	7007	33	212.33	-	212.33	=	0.00	290	710	308	764
17	01/06/20	212	0				0	0	7007	33	212.33	-	212.33	=	0.00	290	710	308	764
18	01/13/20	212	16	194	196	247	637	685	7644	36	212.33	-	212.33	=	0.00	290	710	308	764
19	01/20/20	212	16	214	160	204	578	626	8222	39	210.82	-	212.33	=	-1.51	290	710	308	764

End of 2nd part

20	01/27/20	210	18	203	175	192	570	624	8792	42	209.33	-	210.82	=	-1.49	290	710	308	764
21	02/03/20	209	18	225	190	192	607	661	9399	45	208.87	-	209.33	=	-0.47	290	710	308	764
22	02/10/20	208	19	225	233	172	630	687	10029	48	208.94	-	208.87	=	0.07	290	710	308	764
23	02/17/20	208	19	201	192	190	583	640	10612	51	208.08	-	208.94	=	-0.86	290	710	308	764
24	02/24/20	208	19	197	210	266	673	730	11285	54	208.98	-	208.08	=	0.90	290	710	308	764
25	03/02/20	208	19	247	174	187	608	665	11893	57	208.65	-	208.98	=	-0.33	290	710	308	764
26	03/09/20	208	19	a198	a198	a198	594	651	11893	57	208.65	-	208.65	=	0.00	290	710	308	764
27	03/16/20	208	19	242	193	222	657	714	12550	60	209.17	-	208.65	=	0.52	290	710	308	764

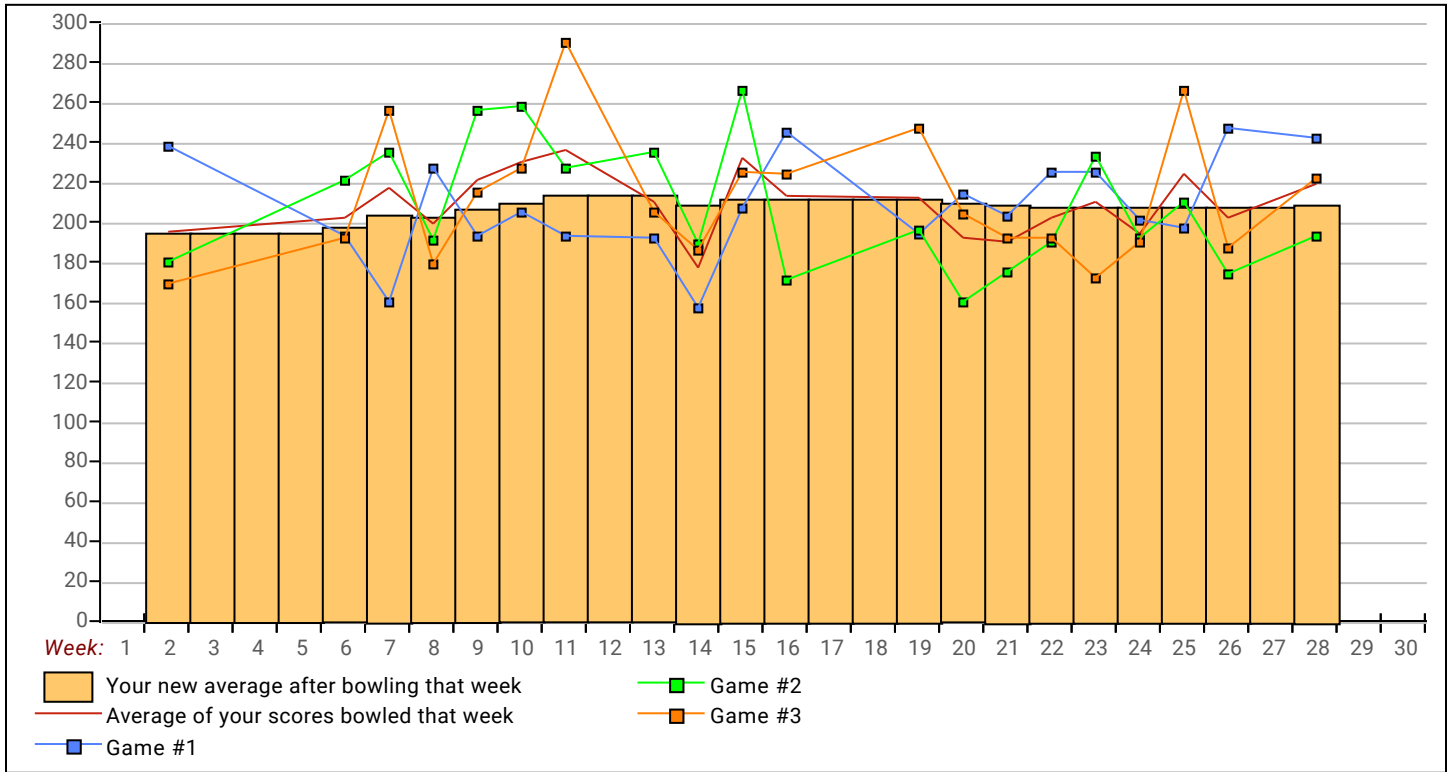
<u><100</u>	<u>100's</u>	<u>125's</u>	<u>150's</u>	<u>175's</u>	<u>200's</u>	<u>225's</u>	<u>250's</u>	<u>275's</u>	<u>300's</u>
			7	21	12	14	5	1	
<u><400</u>	<u>400's</u>	<u>450's</u>	<u>500's</u>	<u>550's</u>	<u>600's</u>	<u>650's</u>	<u>700's</u>	<u>750's</u>	<u>800's</u>
			1	5	7	6	1		
			<u>Ave of Game 1</u>	<u>Ave of Game 2</u>	<u>Ave of Game 3</u>				
			207.90	207.60	212.00				

High game of **290** on week **11** High series of **710** on week **11** High average of **214.52** after bowling week **11**
 Low game of **157** on week **14** Low series of **532** on week **14** Low average of **195.67** after bowling week **2**

High Scores by Game

Game #1: **247** on week **26** Game #2: **266** on week **15** Game #3: **290** on week **11**

Note: This report includes information through March 16 which is Week 27 of 29



Monday 6:30 PM

Lanes 23 - 40

Note: This report includes information through March 16 which is Week 27 of 29

Erik M. Porter's Bowling Record - Team 14: Inebriators

Week No.	Bowling Date	Old Ave	Old HDCP	Old			Total	HDCP Total	Pins Gms		---Average Change---			High Game	High Sers	HDCP Game	HDCP Sers
				-1-	-2-	-3-			New	Old	----> +/-						
1	09/09/19	182	43	162	163	222	547	676	547	3	182.33	-	0.00	=	182.33	222	547
2	09/16/19	182	43	187	229	290	706	835	1253	6	208.83	-	182.33	=	26.50	290	706
3	09/23/19	208	19	188	191	234	613	670	1866	9	207.33	-	208.83	=	-1.50	290	706
4	09/30/19	207	20	176	231	236	643	703	2509	12	209.08	-	207.33	=	1.75	290	706
5	10/07/19	209	18	197	180	175	552	606	3061	15	204.07	-	209.08	=	-5.02	290	706
6	10/14/19	204	23	226	171	169	566	635	3627	18	201.50	-	204.07	=	-2.57	290	706
7	10/21/19	201	26	215	196	247	658	736	4285	21	204.05	-	201.50	=	2.55	290	706
8	10/28/19	204	23	247	204	170	621	690	4906	24	204.42	-	204.05	=	0.37	290	706
9	11/04/19	204	23	170	180	229	579	648	5485	27	203.15	-	204.42	=	-1.27	290	706
10	11/11/19	203	24	231	226	192	649	721	6134	30	204.47	-	203.15	=	1.32	290	706

End of 1st part

11	11/18/19	204	23	211	166	182	559	628	6693	33	202.82	-	204.47	=	-1.65	290	706
12	11/25/19	202	25	212	187	210	609	684	7302	36	202.83	-	202.82	=	0.02	290	706
13	12/02/19	202	25	156	238	193	587	662	7889	39	202.28	-	202.83	=	-0.55	290	706
14	12/09/19	202	25	196	175	278	649	724	8538	42	203.29	-	202.28	=	1.00	290	706
15	12/16/19	203	24	202	288	200	690	762	9228	45	205.07	-	203.29	=	1.78	290	706
16	12/23/19	205	22	195	183	290	668	734	9896	48	206.17	-	205.07	=	1.10	290	706
0	12/30/19	206	0				0	0	9896	48	206.17	-	206.17	=	0.00	290	706
17	01/06/20	206	21	222	198	247	667	730	10563	51	207.12	-	206.17	=	0.95	290	706
18	01/13/20	207	20	223	237	227	687	747	11250	54	208.33	-	207.12	=	1.22	290	706
19	01/20/20	208	19	180	224	236	640	697	11890	57	208.60	-	208.33	=	0.26	290	706

End of 2nd part

20	01/27/20	208	19	201	206	201	608	665	12498	60	208.30	-	208.60	=	-0.30	290	706
21	02/03/20	208	19	221	232	227	680	737	13178	63	209.17	-	208.30	=	0.87	290	706
22	02/10/20	209	18	230	181	219	630	684	13808	66	209.21	-	209.17	=	0.04	290	706
23	02/17/20	209	18	256	215	228	699	753	14507	69	210.25	-	209.21	=	1.03	290	706
24	02/24/20	210	18	221	155	246	622	676	15129	72	210.13	-	210.25	=	-0.12	290	706
25	03/02/20	210	18	256	214	201	671	725	15800	75	210.67	-	210.13	=	0.54	290	706
26	03/09/20	210	18	246	199	257	702	756	16502	78	211.56	-	210.67	=	0.90	290	706
				702 --- 700 Series (215 Ave or Less) -- Local Assoc. Awards													
27	03/16/20	211	17	278	237	243	758	809	17260	81	213.09	-	211.56	=	1.52	290	758
				758 --- 750 Series -- Local Assoc. Awards													

Summary

<u><100</u>	<u>100's</u>	<u>125's</u>	<u>150's</u>	<u>175's</u>	<u>200's</u>	<u>225's</u>	<u>250's</u>	<u>275's</u>	<u>300's</u>
			9	21	20	23	3	5	
<u><400</u>	<u>400's</u>	<u>450's</u>	<u>500's</u>	<u>550's</u>	<u>600's</u>	<u>650's</u>	<u>700's</u>	<u>750's</u>	<u>800's</u>
			1	5	10	8	2	1	
			<u>Ave of Game 1</u>	<u>Ave of Game 2</u>	<u>Ave of Game 3</u>				
			211.30	203.93	224.04				

High game of **290** on week **2** High series of **758** on week **28** High average of **213.09** after bowling week **28**
 Low game of **155** on week **25** Low series of **547** on week **1** Low average of **182.33** after bowling week **1**

High Scores by Game

Game #1: **278** on week **28** Game #2: **288** on week **15** Game #3: **290** on week **2**

Note: This report includes information through March 16 which is Week 27 of 29

