

Monday 6:30 PM

Lanes 23 - 40

Note: This report includes information through March 16 which is Week 27 of 29

Cory M. Griffith's Bowling Record - Team 13: Gutt-er Done

Week No.	Bowling Date	Old Ave	Old HDCP	Old			Total	HDCP Total	Pins	Gms	---Average Change---			High Game	High Sers	HDCP Game	HDCP Sers
				-1-	-2-	-3-					New	Old	+/-				
1	09/09/19	108	109	111	88	126	325	652	325	3	108.33	-	0.00	=	108.33	126	325
2	09/16/19	108	0				0	0	325	3	108.33	-	108.33	=	0.00	126	325
3	09/23/19	108	109	144	173	87	404	731	729	6	121.50	-	108.33	=	13.17	173	404
4	09/30/19	121	98	110	111	96	317	611	1046	9	116.22	-	121.50	=	-5.28	173	404
5	10/07/19	116	102	142	109	151	402	708	1448	12	120.67	-	116.22	=	4.44	173	404
6	10/14/19	120	0				0	0	1448	12	120.67	-	120.67	=	0.00	173	404
7	10/21/19	120	99	101	137	96	334	631	1782	15	118.80	-	120.67	=	-1.87	173	404
8	10/28/19	118	100	133	81	140	354	654	2136	18	118.67	-	118.80	=	-0.13	173	404
9	11/04/19	118	100	123	143	135	401	701	2537	21	120.81	-	118.67	=	2.14	173	404
				401 --- 400 Series (120 Ave or Less) -- Local Assoc. Awards													
10	11/11/19	120	99	134	125	167	426	723	2963	24	123.46	-	120.81	=	2.65	173	426
				426 --- 400 Series (120 Ave or Less) -- Local Assoc. Awards													
				167 --- 150 Game (120 Ave or Less) -- Local Assoc. Awards													

End of 1st part

11	11/18/19	123	96	100	122	140	362	650	3325	27	123.15	-	123.46	=	-0.31	173	426
12	11/25/19	123	96	123	171	123	417	705	3742	30	124.73	-	123.15	=	1.59	173	426
13	12/02/19	124	95	126	142	157	425	710	4167	33	126.27	-	124.73	=	1.54	173	426
14	12/09/19	126	93	109	133	134	376	655	4543	36	126.19	-	126.27	=	-0.08	173	426
15	12/16/19	126	93	132	157	137	426	705	4969	39	127.41	-	126.19	=	1.22	173	426
16	12/23/19	127	92	112	165	148	425	701	5394	42	128.43	-	127.41	=	1.02	173	426
0	12/30/19	128	0				0	0	5394	42	128.43	-	128.43	=	0.00	173	426
17	01/06/20	128	91	128	145	145	418	691	5812	45	129.16	-	128.43	=	0.73	173	426
18	01/13/20	129	90	119	142	163	424	694	6236	48	129.92	-	129.16	=	0.76	173	426
19	01/20/20	129	0				0	0	6236	48	129.92	-	129.92	=	0.00	173	426

End of 2nd part

20	01/27/20	129	90	126	130	155	411	681	6647	51	130.33	-	129.92	=	0.42	173	426
21	02/03/20	130	90	138	135	160	433	703	7080	54	131.11	-	130.33	=	0.78	173	433
22	02/10/20	131	89	169	208	107	484	751	7564	57	132.70	-	131.11	=	1.59	208	484
				208 --- 200 Game (160 Ave or Less) -- Local Assoc. Awards													
23	02/17/20	132	88	117	142	135	394	658	7958	60	132.63	-	132.70	=	-0.07	208	484
24	02/24/20	132	88	a122	a122	a122	366	630	7958	60	132.63	-	132.63	=	0.00	208	484
25	03/02/20	132	88	160	147	159	466	730	8424	63	133.71	-	132.63	=	1.08	208	484
26	03/09/20	133	87	168	129	89	386	647	8810	66	133.48	-	133.71	=	-0.23	208	484
27	03/16/20	133	87	92	152	151	395	656	9205	69	133.41	-	133.48	=	-0.08	208	484

End of 3rd part

<u><100</u>	<u>100's</u>	<u>125's</u>	<u>150's</u>	<u>175's</u>	<u>200's</u>	<u>225's</u>	<u>250's</u>	<u>275's</u>	<u>300's</u>
7	15	30	16		1				
<u><400</u>	<u>400's</u>	<u>450's</u>	<u>500's</u>	<u>550's</u>	<u>600's</u>	<u>650's</u>	<u>700's</u>	<u>750's</u>	<u>800's</u>
9	12	2							

<u>Ave of Game 1</u>	<u>Ave of Game 2</u>	<u>Ave of Game 3</u>
126.83	138.57	134.83

High game of **208** on week **23** High series of **484** on week **23** High average of **133.71** after bowling week **26**
 Low game of **81** on week **8** Low series of **317** on week **4** Low average of **108.33** after bowling week **1**

High Scores by Game

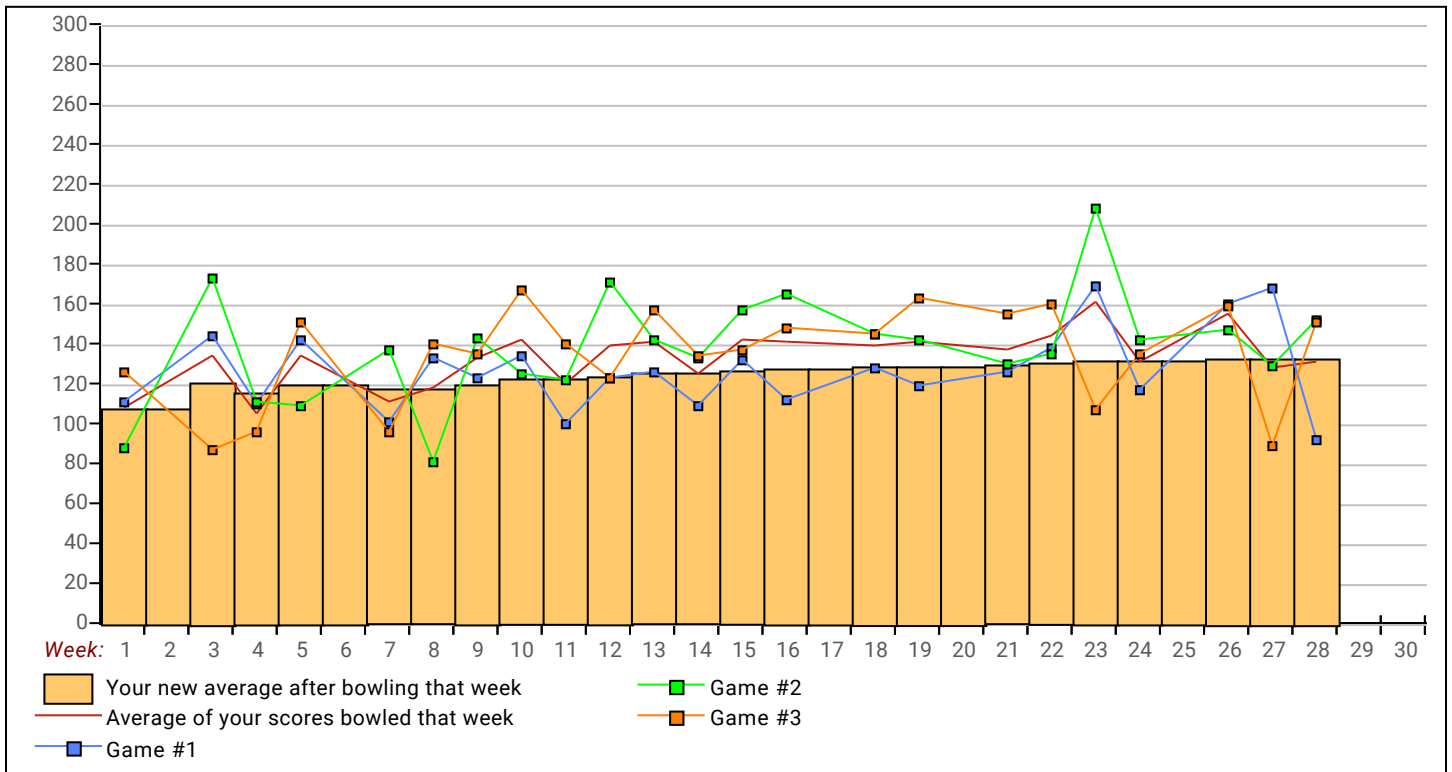
Game #1: **169** on week **23** Game #2: **208** on week **23** Game #3: **167** on week **10**

Industrial League 2019-20

Monday 6:30 PM

Lanes 23 - 40

Note: This report includes information through March 16 which is Week 27 of 29



Monday 6:30 PM

Lanes 23 - 40

Note: This report includes information through March 16 which is Week 27 of 29

Rick McDonald's Bowling Record - Team 13: Gutt-er Done

Week No.	Bowling Date	Old Ave	Old HDCP	Old			Total	HDCP Total	Pins	Gms	---Average Change---			High Game	High Sers	HDCP Game	HDCP Sers
				-1-	-2-	-3-					New	Old	+/-				
1	09/09/19	134	86	158	131	114	403	661	403	3	134.33	-	0.00	=	134.33	158	403
2	09/16/19	134	86	147	145	155	447	705	850	6	141.67	-	134.33	=	7.33	158	447
3	09/23/19	141	80	a131	a131	a131	393	633	850	6	141.67	-	141.67	=	0.00	158	447
4	09/30/19	141	0				0	0	850	6	141.67	-	141.67	=	0.00	158	447
5	10/07/19	141	80	135	126	163	424	664	1274	9	141.56	-	141.67	=	-0.11	163	447
6	10/14/19	141	80	147	180	123	450	690	1724	12	143.67	-	141.56	=	2.11	180	450
7	10/21/19	143	78	146	143	146	435	669	2159	15	143.93	-	143.67	=	0.27	180	450
8	10/28/19	143	78	142	181	158	481	715	2640	18	146.67	-	143.93	=	2.73	181	481
9	11/04/19	146	75	a136	a136	a136	408	633	2640	18	146.67	-	146.67	=	0.00	181	481
10	11/11/19	146	0				0	0	2640	18	146.67	-	146.67	=	0.00	181	481

End of 1st part

11	11/18/19	146	0				0	0	2640	18	146.67	-	146.67	=	0.00	181	481
12	11/25/19	146	75	139	146	124	409	634	3049	21	145.19	-	146.67	=	-1.48	181	481
13	12/02/19	145	76	179	165	157	501	729	3550	24	147.92	-	145.19	=	2.73	181	501
501 --- 500 Series (150 Ave or Less) -- Local Assoc. Awards																	
14	12/09/19	147	74	108	130	132	370	592	3920	27	145.19	-	147.92	=	-2.73	181	501
15	12/16/19	145	76	141	170	133	444	672	4364	30	145.47	-	145.19	=	0.28	181	501
16	12/23/19	145	76	153	151	150	454	682	4818	33	146.00	-	145.47	=	0.53	181	501
0	12/30/19	146	0				0	0	4818	33	146.00	-	146.00	=	0.00	181	501
17	01/06/20	146	75	116	149	133	398	623	5216	36	144.89	-	146.00	=	-1.11	181	501
18	01/13/20	144	77	143	145	115	403	634	5619	39	144.08	-	144.89	=	-0.81	181	501
19	01/20/20	144	77	110	151	154	415	646	6034	42	143.67	-	144.08	=	-0.41	181	501

End of 2nd part

20	01/27/20	143	78	153	158	178	489	723	6523	45	144.96	-	143.67	=	1.29	181	501
21	02/03/20	144	77	164	172	128	464	695	6987	48	145.56	-	144.96	=	0.61	181	501
22	02/10/20	145	76	134	131	148	413	641	7400	51	145.10	-	145.56	=	-0.46	181	501
23	02/17/20	145	76	144	209	221	574	802	7974	54	147.67	-	145.10	=	2.57	221	574
574 --- 500 Series (150 Ave or Less) -- Local Assoc. Awards																	
209 --- 200 Game (160 Ave or Less) -- Local Assoc. Awards																	
24	02/24/20	147	74	176	161	168	505	727	8479	57	148.75	-	147.67	=	1.09	221	574
505 --- 500 Series (150 Ave or Less) -- Local Assoc. Awards																	
25	03/02/20	148	73	125	134	190	449	668	8928	60	148.80	-	148.75	=	0.05	221	574
26	03/09/20	148	73	159	171	174	504	723	9432	63	149.71	-	148.80	=	0.91	221	574
504 --- 500 Series (150 Ave or Less) -- Local Assoc. Awards																	
27	03/16/20	149	72	154	185	172	511	727	9943	66	150.65	-	149.71	=	0.94	221	574
511 --- 500 Series (150 Ave or Less) -- Local Assoc. Awards																	

Summary

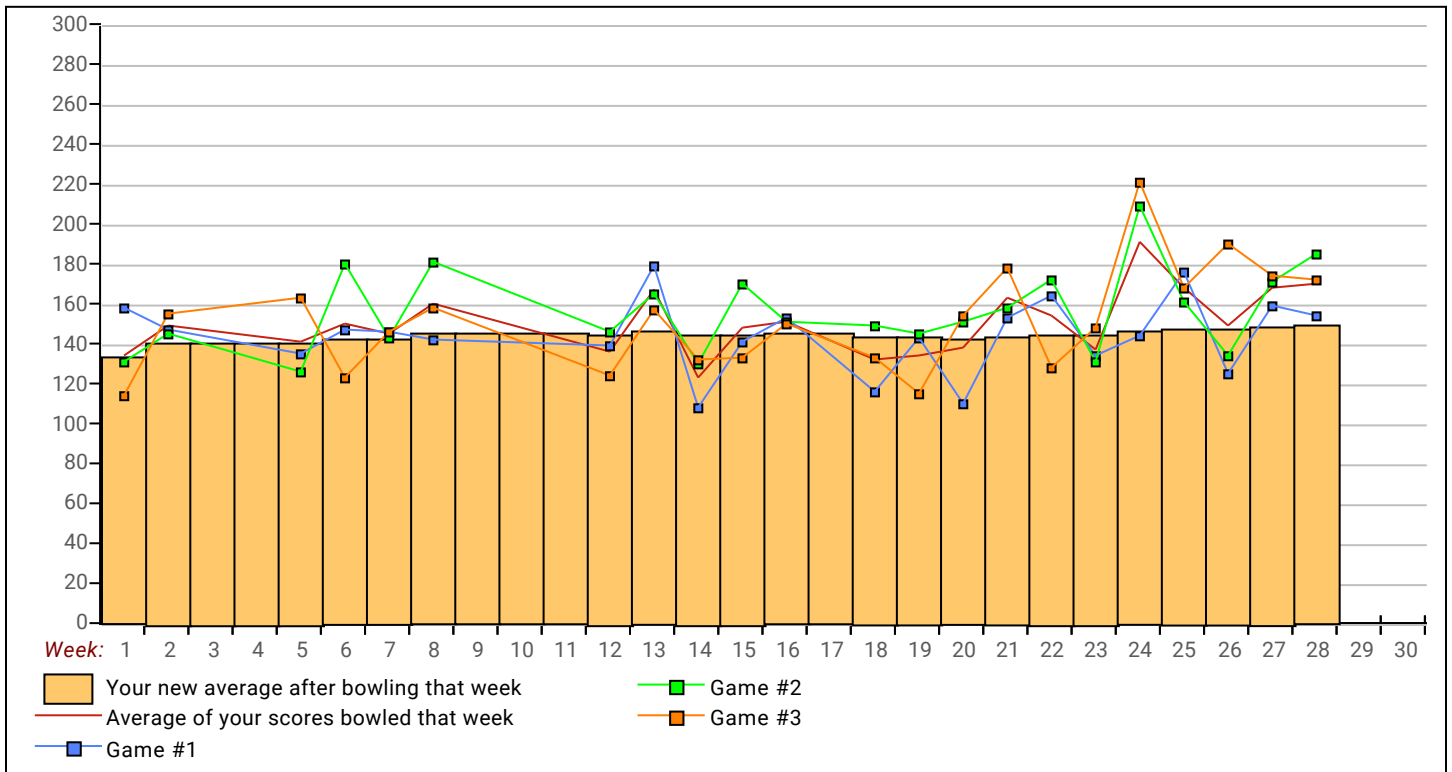
<u><100</u>	<u>100's</u>	<u>125's</u>	<u>150's</u>	<u>175's</u>	<u>200's</u>	<u>225's</u>	<u>250's</u>	<u>275's</u>	<u>300's</u>
	7	27	23	7	2				
<u><400</u>	<u>400's</u>	<u>450's</u>	<u>500's</u>	<u>550's</u>	<u>600's</u>	<u>650's</u>	<u>700's</u>	<u>750's</u>	<u>800's</u>
2	10	5	4	1					

<u>Ave of Game 1</u>	<u>Ave of Game 2</u>	<u>Ave of Game 3</u>
144.23	156.09	151.64

High game of **221** on week **24** High series of **574** on week **24** High average of **150.65** after bowling week **28**
 Low game of **108** on week **14** Low series of **370** on week **14** Low average of **134.33** after bowling week **1**

High Scores by Game
 Game #1: **179** on week **13** Game #2: **209** on week **24** Game #3: **221** on week **24**

Note: This report includes information through March 16 which is Week 27 of 29



Monday 6:30 PM

Lanes 23 - 40

Note: This report includes information through March 16 which is Week 27 of 29

Jeff Hepworth's Bowling Record - Team 13: Gutt-er Done

Week No.	Bowling Date	Old Ave	Old HDCP	Score				Total	HDCP Total	Pins Gms		---Average Change---			High Game	High Sers	HDCP Game	HDCP Sers	
				-1-	-2-	-3-	Total			Pins	Gms	New	Old	+/-					
1	09/09/19	0	0				0	0	0	0		-	0.00	=	0.00	0	0		
2	09/16/19	127	92	101	136	146	383	659	383	3	127.67	-	0.00	=	127.67	146	383		
3	09/23/19	127	92	169	150	168	487	763	870	6	145.00	-	127.67	=	17.33	169	487		
4	09/30/19	145	76	148	123	115	386	614	1256	9	139.56	-	145.00	=	-5.44	169	487		
5	10/07/19	139	81	172	172	167	511	754	1767	12	147.25	-	139.56	=	7.69	172	511	253	754
6	10/14/19	147	74	112	144	136	392	614	2159	15	143.93	-	147.25	=	-3.32	172	511	253	754
7	10/21/19	143	0				0	0	2159	15	143.93	-	143.93	=	0.00	172	511	253	754
8	10/28/19	143	0				0	0	2159	15	143.93	-	143.93	=	0.00	172	511	253	754
9	11/04/19	143	0				0	0	2159	15	143.93	-	143.93	=	0.00	172	511	253	754
10	11/11/19	143	78	160	146	191	497	731	2656	18	147.56	-	143.93	=	3.62	191	511	269	754

End of 1st part

11	11/18/19	147	74	181	147	194	522	744	3178	21	151.33	-	147.56	=	3.78	194	522	269	754
522 --- 500 Series (150 Ave or Less) -- Local Assoc. Awards																			
12	11/25/19	151	0				0	0	3178	21	151.33	-	151.33	=	0.00	194	522	269	754
13	12/02/19	151	71	123	122	a141	386	599	3423	23	148.83	-	151.33	=	-2.51	194	522	269	754
14	12/09/19	148	0				0	0	3423	23	148.83	-	148.83	=	0.00	194	522	269	754
15	12/16/19	148	0				0	0	3423	23	148.83	-	148.83	=	0.00	194	522	269	754
16	12/23/19	148	0				0	0	3423	23	148.83	-	148.83	=	0.00	194	522	269	754
0	12/30/19	148	0				0	0	3423	23	148.83	-	148.83	=	0.00	194	522	269	754
17	01/06/20	148	73	146	170	189	505	724	3928	26	151.08	-	148.83	=	2.25	194	522	269	754
505 --- 500 Series (150 Ave or Less) -- Local Assoc. Awards																			
18	01/13/20	151	71	167	142	166	475	688	4403	29	151.83	-	151.08	=	0.75	194	522	269	754
19	01/20/20	151	71	129	172	163	464	677	4867	32	152.09	-	151.83	=	0.27	194	522	269	754

End of 2nd part

20	01/27/20	152	0				0	0	4867	32	152.09	-	152.09	=	0.00	194	522	269	754
21	02/03/20	152	70	141	135	163	439	649	5306	35	151.60	-	152.09	=	-0.49	194	522	269	754
22	02/10/20	151	71	211	136	172	519	732	5825	38	153.29	-	151.60	=	1.69	211	522	282	754
211 --- 200 Game (160 Ave or Less) -- Local Assoc. Awards																			
23	02/17/20	153	0				0	0	5825	38	153.29	-	153.29	=	0.00	211	522	282	754
24	02/24/20	153	69	190	177	188	555	762	6380	41	155.61	-	153.29	=	2.32	211	555	282	762
25	03/02/20	155	0				0	0	6380	41	155.61	-	155.61	=	0.00	211	555	282	762
26	03/09/20	155	0				0	0	6380	41	155.61	-	155.61	=	0.00	211	555	282	762
27	03/16/20	155	67	146	157	174	477	678	6857	44	155.84	-	155.61	=	0.23	211	555	282	762



<u><100</u>	<u>100's</u>	<u>125's</u>	<u>150's</u>	<u>175's</u>	<u>200's</u>	<u>225's</u>	<u>250's</u>	<u>275's</u>	<u>300's</u>
	6	14	16	7	1				
<u><400</u>	<u>400's</u>	<u>450's</u>	<u>500's</u>	<u>550's</u>	<u>600's</u>	<u>650's</u>	<u>700's</u>	<u>750's</u>	<u>800's</u>
3	1	5	4	1					
<u>Ave of Game 1</u>			<u>Ave of Game 2</u>			<u>Ave of Game 3</u>			
153.07			148.60			166.57			

High game of **211** on week **23** High series of **555** on week **25** High average of **155.84** after bowling week **28**
 Low game of **101** on week **2** Low series of **383** on week **2** Low average of **127.67** after bowling week **2**

High Scores by Game

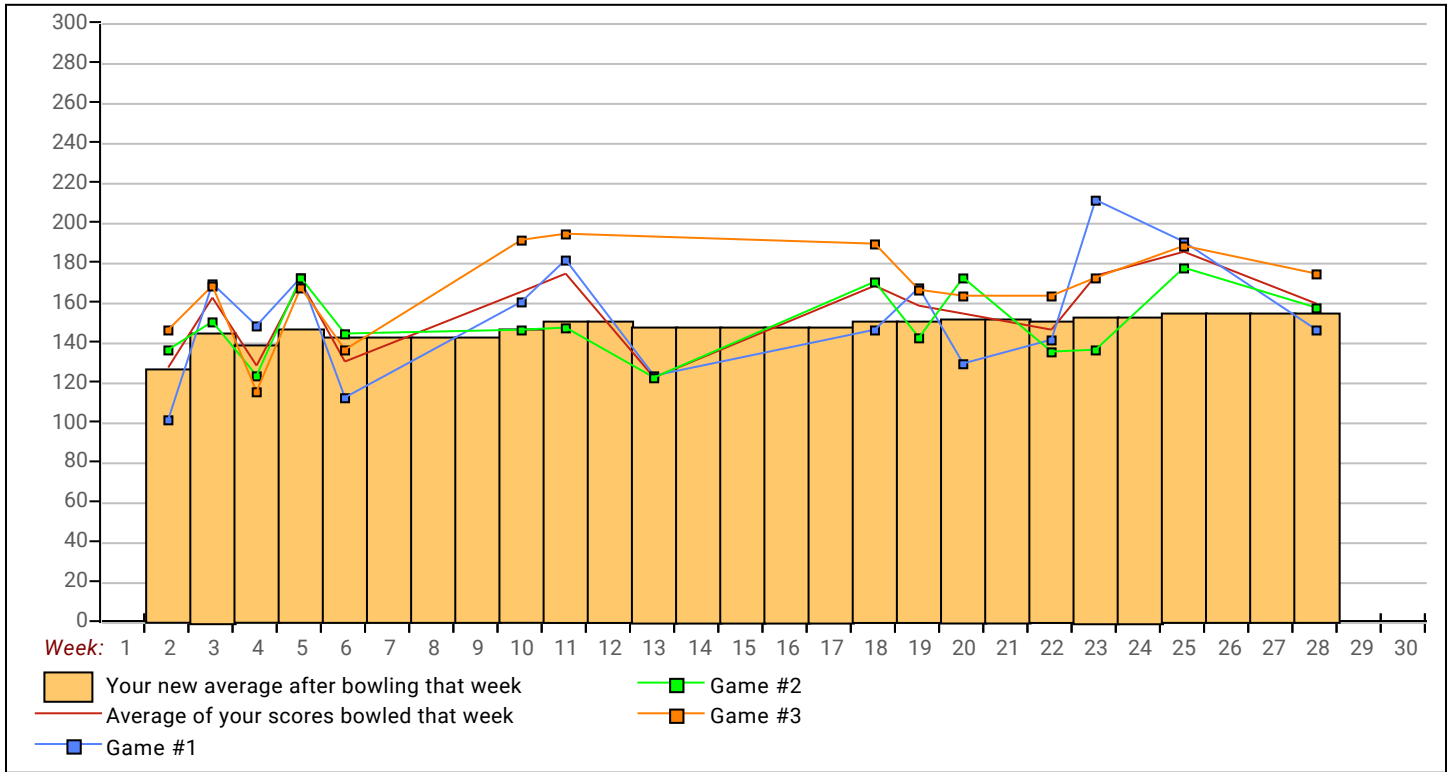
Game #1: **211** on week **23** Game #2: **177** on week **25** Game #3: **194** on week **11**

Industrial League 2019-20

Monday 6:30 PM

Lanes 23 - 40

Note: This report includes information through March 16 which is Week 27 of 29



Monday 6:30 PM

Lanes 23 - 40

Note: This report includes information through March 16 which is Week 27 of 29

Jason P. Green's Bowling Record - Team 13: Gutt-er Done

Week No.	Bowling Date	Old Ave	Old HDCP	---Average Change---			Total	HDCP Total	Pins	Gms	New - Old ----> +/-			High Game	High Sers	HDCP Game	HDCP Sers
				-1-	-2-	-3-											
1	09/09/19	157	65	148	147	178	473	668	473	3	157.67	- 0.00	= 157.67	178	473		
2	09/16/19	157	65	123	158	135	416	611	889	6	148.17	- 157.67	= -9.50	178	473		
3	09/23/19	148	0				0	0	889	6	148.17	- 148.17	= 0.00	178	473		
4	09/30/19	148	73	136	148	120	404	623	1293	9	143.67	- 148.17	= -4.50	178	473		
5	10/07/19	143	0				0	0	1293	9	143.67	- 143.67	= 0.00	178	473		
6	10/14/19	143	78	123	155	164	442	676	1735	12	144.58	- 143.67	= 0.92	178	473	242	676
7	10/21/19	144	77	139	171	133	443	674	2178	15	145.20	- 144.58	= 0.62	178	473	248	676
8	10/28/19	145	76	151	167	188	506	734	2684	18	149.11	- 145.20	= 3.91	188	506	264	734
506 --- 500 Series (150 Ave or Less) -- Local Assoc. Awards																	
9	11/04/19	149	72	165	126	167	458	674	3142	21	149.62	- 149.11	= 0.51	188	506	264	734
10	11/11/19	149	72	162	161	165	488	704	3630	24	151.25	- 149.62	= 1.63	188	506	264	734

End of 1st part

11	11/18/19	151	71	153	162	203	518	731	4148	27	153.63	- 151.25	= 2.38	203	518	274	734
203 --- 200 Game (160 Ave or Less) -- Local Assoc. Awards																	
12	11/25/19	153	69	100	105	144	349	556	4497	30	149.90	- 153.63	= -3.73	203	518	274	734
13	12/02/19	149	72	164	158	133	455	671	4952	33	150.06	- 149.90	= 0.16	203	518	274	734
14	12/09/19	150	72	145	162	200	507	723	5459	36	151.64	- 150.06	= 1.58	203	518	274	734
507 --- 500 Series (150 Ave or Less) -- Local Assoc. Awards																	
200 --- 200 Game (160 Ave or Less) -- Local Assoc. Awards																	
15	12/16/19	151	71	188	190	126	504	717	5963	39	152.90	- 151.64	= 1.26	203	518	274	734
16	12/23/19	152	70	134	104	144	382	592	6345	42	151.07	- 152.90	= -1.83	203	518	274	734
0	12/30/19	151	0				0	0	6345	42	151.07	- 151.07	= 0.00	203	518	274	734
17	01/06/20	151	71	175	204	117	496	709	6841	45	152.02	- 151.07	= 0.95	204	518	275	734
204 --- 200 Game (160 Ave or Less) -- Local Assoc. Awards																	
18	01/13/20	152	70	159	144	144	447	657	7288	48	151.83	- 152.02	= -0.19	204	518	275	734
19	01/20/20	151	71	134	205	217	556	769	7844	51	153.80	- 151.83	= 1.97	217	556	288	769
205 --- 200 Game (160 Ave or Less) -- Local Assoc. Awards																	

End of 2nd part

20	01/27/20	153	69	167	170	166	503	710	8347	54	154.57	- 153.80	= 0.77	217	556	288	769
21	02/03/20	154	68	145	190	173	508	712	8855	57	155.35	- 154.57	= 0.78	217	556	288	769
22	02/10/20	155	67	a145	a145	a145	435	636	8855	57	155.35	- 155.35	= 0.00	217	556	288	769
23	02/17/20	155	67	168	178	170	516	717	9371	60	156.18	- 155.35	= 0.83	217	556	288	769
24	02/24/20	156	0				0	0	9371	60	156.18	- 156.18	= 0.00	217	556	288	769
25	03/02/20	156	66	143	125	177	445	643	9816	63	155.81	- 156.18	= -0.37	217	556	288	769
26	03/09/20	155	67	165	178	122	465	666	10281	66	155.77	- 155.81	= -0.04	217	556	288	769
27	03/16/20	155	67				0	0	10281	66	155.77	- 155.77	= 0.00	217	556	288	769

End of 3rd part

<u><100</u>	<u>100's</u>	<u>125's</u>	<u>150's</u>	<u>175's</u>	<u>200's</u>	<u>225's</u>	<u>250's</u>	<u>275's</u>	<u>300's</u>
	8	20	24	9	5				
<u><400</u>	<u>400's</u>	<u>450's</u>	<u>500's</u>	<u>550's</u>	<u>600's</u>	<u>650's</u>	<u>700's</u>	<u>750's</u>	<u>800's</u>
2	6	6	7	1					

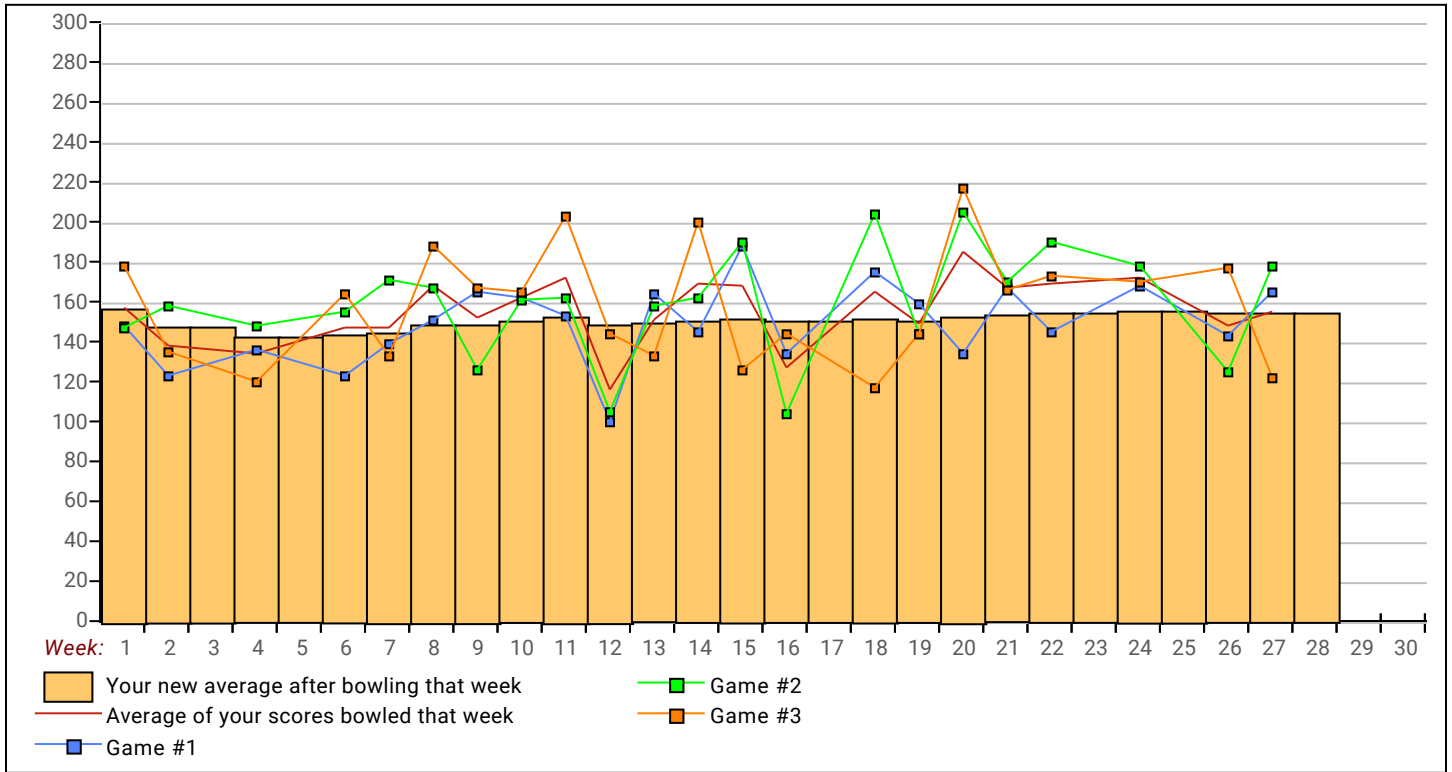
<u>Ave of Game 1</u>	<u>Ave of Game 2</u>	<u>Ave of Game 3</u>
149.41	159.45	158.45

High game of 217 on week 20 High series of 556 on week 20 High average of 157.67 after bowling week 1
 Low game of 100 on week 12 Low series of 349 on week 12 Low average of 143.67 after bowling week 4

High Scores by Game

Game #1: 188 on week 15 Game #2: 205 on week 20 Game #3: 217 on week 20

Note: This report includes information through March 16 which is Week 27 of 29



Note: This report includes information through March 16 which is Week 27 of 29

Larry Marshal's Bowling Record - Team 13: Gutt-er Done

Week No.	Bowling Date	Old Ave	Old HDCP	-			Total	HDCP Total	Pins Gms		---Average Change---			High Game	High Sers	HDCP Game	HDCP Sers		
				-1-	-2-	-3-			New	Old	+	-							
1	09/09/19	202	25	191	170	247	608	683	608	3	202.67	-	0.00	=	202.67	247	608		
2	09/16/19	202	25	203	210	192	605	680	1213	6	202.17	-	202.67	=	-0.50	247	608		
3	09/23/19	202	25	212	231	156	599	674	1812	9	201.33	-	202.17	=	-0.83	247	608		
4	09/30/19	201	26	184	147	147	478	556	2290	12	190.83	-	201.33	=	-10.50	247	608	210	556
5	10/07/19	190	36	214	166	151	531	639	2821	15	188.07	-	190.83	=	-2.77	247	608	250	639
6	10/14/19	188	37	a178	a178	a178	534	645	2821	15	188.07	-	188.07	=	0.00	247	608	250	639
7	10/21/19	188	37	193	177	179	549	660	3370	18	187.22	-	188.07	=	-0.84	247	608	250	660
8	10/28/19	187	38	167	203	248	618	732	3988	21	189.90	-	187.22	=	2.68	248	618	286	732
9	11/04/19	189	36	205	206	215	626	734	4614	24	192.25	-	189.90	=	2.35	248	626	286	734
10	11/11/19	192	34	191	194	201	586	688	5200	27	192.59	-	192.25	=	0.34	248	626	286	734

End of 1st part

11	11/18/19	192	34	205	247	231	683	785	5883	30	196.10	-	192.59	=	3.51	248	683	286	785
12	11/25/19	196	30	125	151	184	460	550	6343	33	192.21	-	196.10	=	-3.89	248	683	286	785
13	12/02/19	192	0				0	0	6343	33	192.21	-	192.21	=	0.00	248	683	286	785
14	12/09/19	192	34	183	193	183	559	661	6902	36	191.72	-	192.21	=	-0.49	248	683	286	785
15	12/16/19	191	35	161	191	224	576	681	7478	39	191.74	-	191.72	=	0.02	248	683	286	785
16	12/23/19	191	35	215	204	174	593	698	8071	42	192.17	-	191.74	=	0.42	248	683	286	785
0	12/30/19	192	0				0	0	8071	42	192.17	-	192.17	=	0.00	248	683	286	785
17	01/06/20	192	0				0	0	8071	42	192.17	-	192.17	=	0.00	248	683	286	785
18	01/13/20	192	0				0	0	8071	42	192.17	-	192.17	=	0.00	248	683	286	785
19	01/20/20	192	34	187	178	169	534	636	8605	45	191.22	-	192.17	=	-0.94	248	683	286	785

End of 2nd part

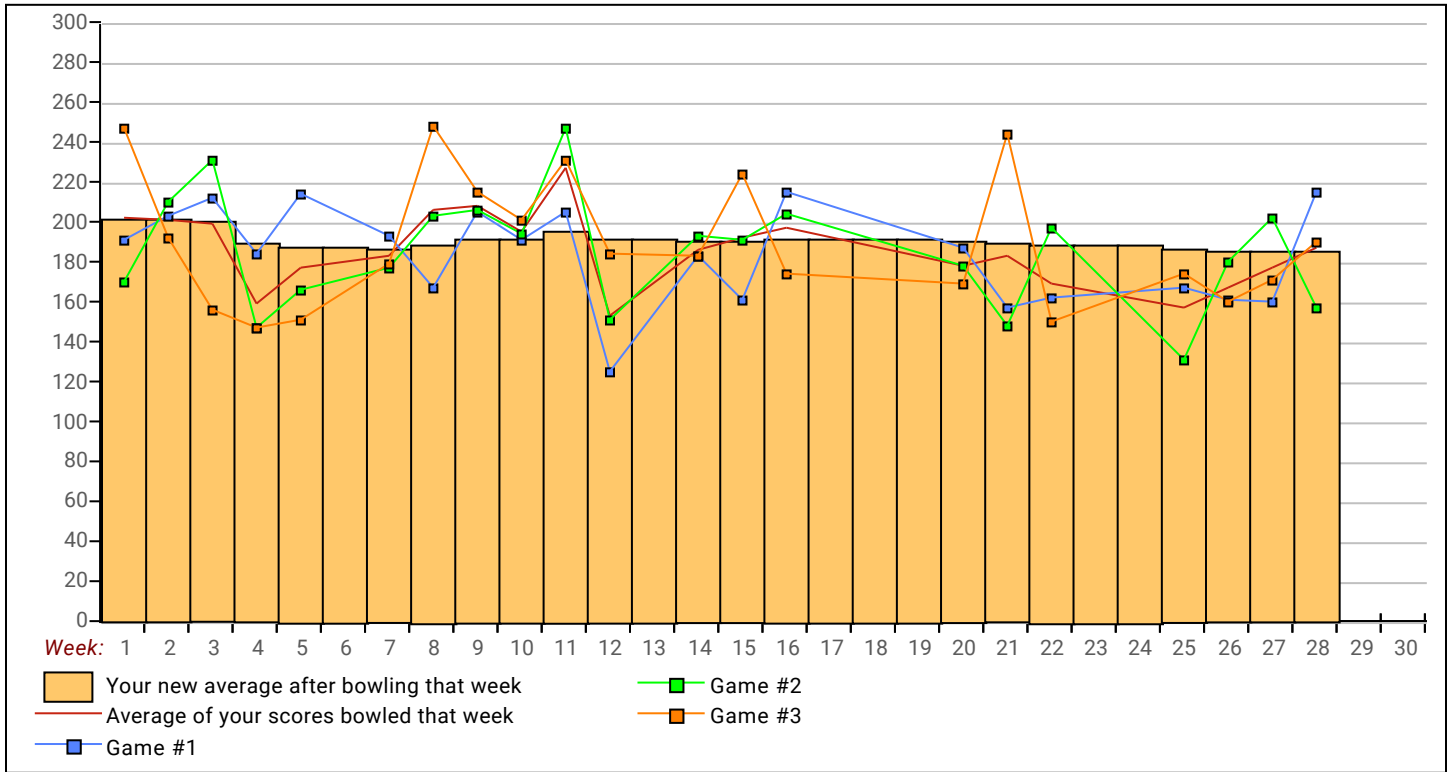
20	01/27/20	191	35	157	148	244	549	654	9154	48	190.71	-	191.22	=	-0.51	248	683	286	785
21	02/03/20	190	36	162	197	150	509	617	9663	51	189.47	-	190.71	=	-1.24	248	683	286	785
22	02/10/20	189	0				0	0	9663	51	189.47	-	189.47	=	0.00	248	683	286	785
23	02/17/20	189	36	a179	a179	a179	537	645	9663	51	189.47	-	189.47	=	0.00	248	683	286	785
24	02/24/20	189	36	167	131	174	472	580	10135	54	187.69	-	189.47	=	-1.79	248	683	286	785
25	03/02/20	187	38	161	180	160	501	615	10636	57	186.60	-	187.69	=	-1.09	248	683	286	785
26	03/09/20	186	39	160	202	171	533	650	11169	60	186.15	-	186.60	=	-0.45	248	683	286	785
27	03/16/20	186	39	215	157	190	562	679	11731	63	186.21	-	186.15	=	0.06	248	683	286	785

<u><100</u>	<u>100's</u>	<u>125's</u>	<u>150's</u>	<u>175's</u>	<u>200's</u>	<u>225's</u>	<u>250's</u>	<u>275's</u>	<u>300's</u>
		5	19	18	15	6			
<u><400</u>	<u>400's</u>	<u>450's</u>	<u>500's</u>	<u>550's</u>	<u>600's</u>	<u>650's</u>	<u>700's</u>	<u>750's</u>	<u>800's</u>
		3	7	6	4	1			
<u>Ave of Game 1</u>			<u>Ave of Game 2</u>			<u>Ave of Game 3</u>			
183.71			184.90			190.00			

High game of 248 on week 8 High series of 683 on week 11 High average of 202.67 after bowling week 1
 Low game of 125 on week 12 Low series of 460 on week 12 Low average of 186.15 after bowling week 27

High Scores by Game
 Game #1: 215 on week 16 Game #2: 247 on week 11 Game #3: 248 on week 8

Note: This report includes information through March 16 which is Week 27 of 29



Monday 6:30 PM

Lanes 23 - 40

Note: This report includes information through March 16 which is Week 27 of 29

Matt A. McDonald's Bowling Record - Team 13: Gutt-er Done

Week No.	Bowling Date	Old Ave	Old HDCP	---Average Change---			Total	HDCP Total	Pins Gms		---Average Change---			High Game	High Sers	HDCP Game	HDCP Sers
				-1-	-2-	-3-			New	Old	----> +/-						
1	09/09/19	195	31	185	178	223	586	679	586	3	195.33	-	0.00	=	195.33	223	586
2	09/16/19	195	31	196	233	167	596	689	1182	6	197.00	-	195.33	=	1.67	233	596
3	09/23/19	197	29	a187	a187	a187	561	648	1182	6	197.00	-	197.00	=	0.00	233	596
4	09/30/19	197	29	202	168	170	540	627	1722	9	191.33	-	197.00	=	-5.67	233	596
5	10/07/19	191	35	206	180	183	569	674	2291	12	190.92	-	191.33	=	-0.42	233	596
6	10/14/19	190	36	162	163	206	531	639	2822	15	188.13	-	190.92	=	-2.78	233	596
7	10/21/19	188	37	211	205	192	608	719	3430	18	190.56	-	188.13	=	2.42	233	608
8	10/28/19	190	36	156	156	168	480	588	3910	21	186.19	-	190.56	=	-4.37	233	608
9	11/04/19	186	39	151	210	210	571	688	4481	24	186.71	-	186.19	=	0.52	233	608
10	11/11/19	186	39	186	161	205	552	669	5033	27	186.41	-	186.71	=	-0.30	233	608

End of 1st part

11	11/18/19	186	39	172	183	244	599	716	5632	30	187.73	-	186.41	=	1.33	244	608
12	11/25/19	187	38	152	173	a177	502	616	5957	32	186.16	-	187.73	=	-1.58	244	608
13	12/02/19	186	39	171	202	a176	549	666	6330	34	186.18	-	186.16	=	0.02	244	608
14	12/09/19	186	39	144	168	181	493	610	6823	37	184.41	-	186.18	=	-1.77	244	608
15	12/16/19	184	41	179	190	162	531	654	7354	40	183.85	-	184.41	=	-0.56	244	608
16	12/23/19	183	42	174	190	191	555	681	7909	43	183.93	-	183.85	=	0.08	244	608
0	12/30/19	183	0				0	0	7909	43	183.93	-	183.93	=	0.00	244	608
17	01/06/20	183	42	227	235	237	699	825	8608	46	187.13	-	183.93	=	3.20	244	699

699 --- 150 Pins Over Average - Series -- Local Assoc. Awards

18	01/13/20	187	38	142	210	214	566	680	9174	49	187.22	-	187.13	=	0.09	244	699
19	01/20/20	187	38	213	198	192	603	717	9777	52	188.02	-	187.22	=	0.79	244	699

End of 2nd part

20	01/27/20	188	37	192	251	193	636	747	10413	55	189.33	-	188.02	=	1.31	251	699
21	02/03/20	189	0				0	0	10413	55	189.33	-	189.33	=	0.00	251	699
22	02/10/20	189	36	159	179	163	501	609	10914	58	188.17	-	189.33	=	-1.15	251	699
23	02/17/20	188	37	170	217	246	633	744	11547	61	189.30	-	188.17	=	1.12	251	699
24	02/24/20	189	36	189	234	162	585	693	12132	64	189.56	-	189.30	=	0.27	251	699
25	03/02/20	189	36	211	185	235	631	739	12763	67	190.49	-	189.56	=	0.93	251	699
26	03/09/20	190	36	158	169	173	500	608	13263	70	189.47	-	190.49	=	-1.02	251	699
27	03/16/20	189	36	146	164	197	507	615	13770	73	188.63	-	189.47	=	-0.84	251	699

<u><100</u>	<u>100's</u>	<u>125's</u>	<u>150's</u>	<u>175's</u>	<u>200's</u>	<u>225's</u>	<u>250's</u>	<u>275's</u>	<u>300's</u>
		3	25	21	15	8	1		
<u><400</u>	<u>400's</u>	<u>450's</u>	<u>500's</u>	<u>550's</u>	<u>600's</u>	<u>650's</u>	<u>700's</u>	<u>750's</u>	<u>800's</u>
		2	6	9	5	1			
<u>Ave of Game 1</u>			<u>Ave of Game 2</u>			<u>Ave of Game 3</u>			
178.16			192.08			196.26			

High game of 251 on week 21 High series of 699 on week 18 High average of 197.00 after bowling week 2
 Low game of 142 on week 19 Low series of 480 on week 8 Low average of 183.85 after bowling week 15

High Scores by Game

Game #1: 227 on week 18 Game #2: 251 on week 21 Game #3: 246 on week 24

Note: This report includes information through March 16 which is Week 27 of 29

