

Note: This report includes information through March 16 which is Week 27 of 29

Dennis D. Knowlton's Bowling Record - Team 11: Western Heating

Week No.	Bowling Date	Old Ave	Old HDCP	-1- -2- -3-			Total	HDCP		Pins Gms		---Average Change---			High Game	High Sers	HDCP Game	HDCP Sers	
				-1-	-2-	-3-		Total	Total	Total	Gms	New	Old	Change					
1	09/09/19	bk148	73	133	141	107	381	600	381	3	127.00	-	0.00	=	127.00	141	381		
2	09/16/19	bk148	73	153	125	135	413	632	794	6	132.33	-	127.00	=	5.33	153	413		
3	09/23/19	bk148	73	150	169	138	457	676	1251	9	139.00	-	132.33	=	6.67	169	457		
4	09/30/19	139	0				0	0	1251	9	139.00	-	139.00	=	0.00	169	457		
5	10/07/19	139	81	153	152	180	485	728	1736	12	144.67	-	139.00	=	5.67	180	485	261	728
6	10/14/19	144	77	156	175	158	489	720	2225	15	148.33	-	144.67	=	3.67	180	489	261	728
7	10/21/19	148	0				0	0	2225	15	148.33	-	148.33	=	0.00	180	489	261	728
8	10/28/19	148	73	144	140	136	420	639	2645	18	146.94	-	148.33	=	-1.39	180	489	261	728
9	11/04/19	146	75	134	135	124	393	618	3038	21	144.67	-	146.94	=	-2.28	180	489	261	728
10	11/11/19	144	77	152	137	146	435	666	3473	24	144.71	-	144.67	=	0.04	180	489	261	728

End of 1st part

11	11/18/19	144	0				0	0	3473	24	144.71	-	144.71	=	0.00	180	489	261	728
12	11/25/19	144	77	154	145	148	447	678	3920	27	145.19	-	144.71	=	0.48	180	489	261	728
13	12/02/19	145	76	124	166	130	420	648	4340	30	144.67	-	145.19	=	-0.52	180	489	261	728
14	12/09/19	144	0				0	0	4340	30	144.67	-	144.67	=	0.00	180	489	261	728
15	12/16/19	144	77	114	130	146	390	621	4730	33	143.33	-	144.67	=	-1.33	180	489	261	728
16	12/23/19	143	78	164	132	113	409	643	5139	36	142.75	-	143.33	=	-0.58	180	489	261	728
0	12/30/19	142	0				0	0	5139	36	142.75	-	142.75	=	0.00	180	489	261	728
17	01/06/20	142	79	166	136	117	419	656	5558	39	142.51	-	142.75	=	-0.24	180	489	261	728
18	01/13/20	142	0				0	0	5558	39	142.51	-	142.51	=	0.00	180	489	261	728
19	01/20/20	142	0				0	0	5558	39	142.51	-	142.51	=	0.00	180	489	261	728

End of 2nd part

20	01/27/20	142	0				0	0	5558	39	142.51	-	142.51	=	0.00	180	489	261	728
21	02/03/20	142	0				0	0	5558	39	142.51	-	142.51	=	0.00	180	489	261	728
22	02/10/20	142	0				0	0	5558	39	142.51	-	142.51	=	0.00	180	489	261	728
23	02/17/20	142	0				0	0	5558	39	142.51	-	142.51	=	0.00	180	489	261	728
24	02/24/20	142	0				0	0	5558	39	142.51	-	142.51	=	0.00	180	489	261	728
25	03/02/20	142	0				0	0	5558	39	142.51	-	142.51	=	0.00	180	489	261	728
26	03/09/20	142	0				0	0	5558	39	142.51	-	142.51	=	0.00	180	489	261	728
27	03/16/20	142	79				0	0	5558	39	142.51	-	142.51	=	0.00	180	489	261	728

<u><100</u>	<u>100's</u>	<u>125's</u>	<u>150's</u>	<u>175's</u>	<u>200's</u>	<u>225's</u>	<u>250's</u>	<u>275's</u>	<u>300's</u>
	6	19	12	2					
<u><400</u>	<u>400's</u>	<u>450's</u>	<u>500's</u>	<u>550's</u>	<u>600's</u>	<u>650's</u>	<u>700's</u>	<u>750's</u>	<u>800's</u>
3	7	3							

<u>Ave of Game 1</u>	<u>Ave of Game 2</u>	<u>Ave of Game 3</u>
145.92	144.85	136.77

High game of 180 on week 5 High series of 489 on week 6 High average of 148.33 after bowling week 6
 Low game of 107 on week 1 Low series of 381 on week 1 Low average of 127.00 after bowling week 1

High Scores by Game

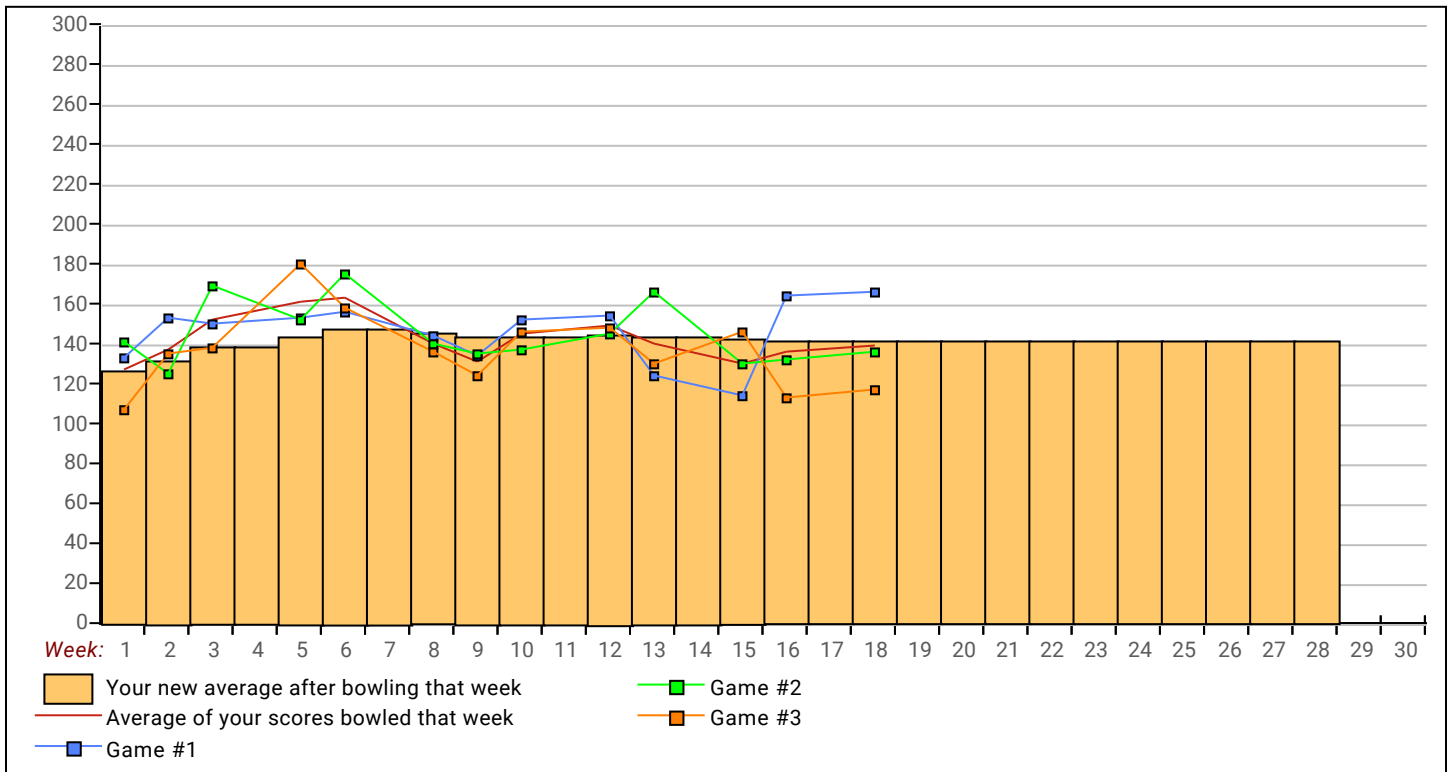
Game #1: 166 on week 18 Game #2: 175 on week 6 Game #3: 180 on week 5

Industrial League 2019-20

Monday 6:30 PM

Lanes 23 - 40

Note: This report includes information through March 16 which is Week 27 of 29



Monday 6:30 PM

Lanes 23 - 40

Note: This report includes information through March 16 which is Week 27 of 29

Wendell R. Jeffries's Bowling Record - Team 11: Western Heating

Week No.	Bowling Date	Old Ave	Old HDCP	---Average Change---			Total	HDCP Total	Pins	Gms	New - Old ----> +/-			High Game	High Sers	HDCP Game	HDCP Sers
				-1-	-2-	-3-							=				
1	09/09/19	bk162	61	172	113	134	419	602	419	3	139.67	- 0.00	= 139.67	172	419		
2	09/16/19	bk162	0				0	0	419	3	139.67	- 139.67	= 0.00	172	419		
3	09/23/19	bk162	61	193	141	135	469	652	888	6	148.00	- 139.67	= 8.33	193	469		
4	09/30/19	bk162	61	177	164	130	471	654	1359	9	151.00	- 148.00	= 3.00	193	471		
5	10/07/19	151	0				0	0	1359	9	151.00	- 151.00	= 0.00	193	471		
6	10/14/19	151	71	156	152	157	465	678	1824	12	152.00	- 151.00	= 1.00	193	471	228	678
7	10/21/19	152	70	154	159	155	468	678	2292	15	152.80	- 152.00	= 0.80	193	471	229	678
8	10/28/19	152	0				0	0	2292	15	152.80	- 152.80	= 0.00	193	471	229	678
9	11/04/19	152	70	172	148	134	454	664	2746	18	152.56	- 152.80	= -0.24	193	471	242	678
10	11/11/19	152	70	175	141	169	485	695	3231	21	153.86	- 152.56	= 1.30	193	485	245	695

End of 1st part

11	11/18/19	153	69	181	162	146	489	696	3720	24	155.00	- 153.86	= 1.14	193	489	250	696
12	11/25/19	155	0				0	0	3720	24	155.00	- 155.00	= 0.00	193	489	250	696
13	12/02/19	155	0				0	0	3720	24	155.00	- 155.00	= 0.00	193	489	250	696
14	12/09/19	155	67	166	183	174	523	724	4243	27	157.15	- 155.00	= 2.15	193	523	250	724
15	12/16/19	157	65	179	170	192	541	736	4784	30	159.47	- 157.15	= 2.32	193	541	257	736
16	12/23/19	159	0				0	0	4784	30	159.47	- 159.47	= 0.00	193	541	257	736
0	12/30/19	159	0				0	0	4784	30	159.47	- 159.47	= 0.00	193	541	257	736
17	01/06/20	159	63	165	147	147	459	648	5243	33	158.88	- 159.47	= -0.59	193	541	257	736
18	01/13/20	158	0				0	0	5243	33	158.88	- 158.88	= 0.00	193	541	257	736
19	01/20/20	158	64	136	151	168	455	647	5698	36	158.28	- 158.88	= -0.60	193	541	257	736

End of 2nd part

20	01/27/20	158	64	146	148	156	450	642	6148	39	157.64	- 158.28	= -0.64	193	541	257	736
21	02/03/20	157	65	165	135	131	431	626	6579	42	156.64	- 157.64	= -1.00	193	541	257	736
22	02/10/20	156	66	158	151	142	451	649	7030	45	156.22	- 156.64	= -0.42	193	541	257	736
23	02/17/20	156	66	a146	a146	a146	438	636	7030	45	156.22	- 156.22	= 0.00	193	541	257	736
24	02/24/20	156	66	120	168	195	483	681	7513	48	156.52	- 156.22	= 0.30	195	541	261	736
25	03/02/20	156	66	149	136	177	462	660	7975	51	156.37	- 156.52	= -0.15	195	541	261	736
26	03/09/20	156	66	158	176	156	490	688	8465	54	156.76	- 156.37	= 0.39	195	541	261	736
27	03/16/20	156	66	166	160	129	455	653	8920	57	156.49	- 156.76	= -0.27	195	541	261	736

<u><100</u>	<u>100's</u>	<u>125's</u>	<u>150's</u>	<u>175's</u>	<u>200's</u>	<u>225's</u>	<u>250's</u>	<u>275's</u>	<u>300's</u>
	2	19	26	10					
<u><400</u>	<u>400's</u>	<u>450's</u>	<u>500's</u>	<u>550's</u>	<u>600's</u>	<u>650's</u>	<u>700's</u>	<u>750's</u>	<u>800's</u>
	2	15	2						

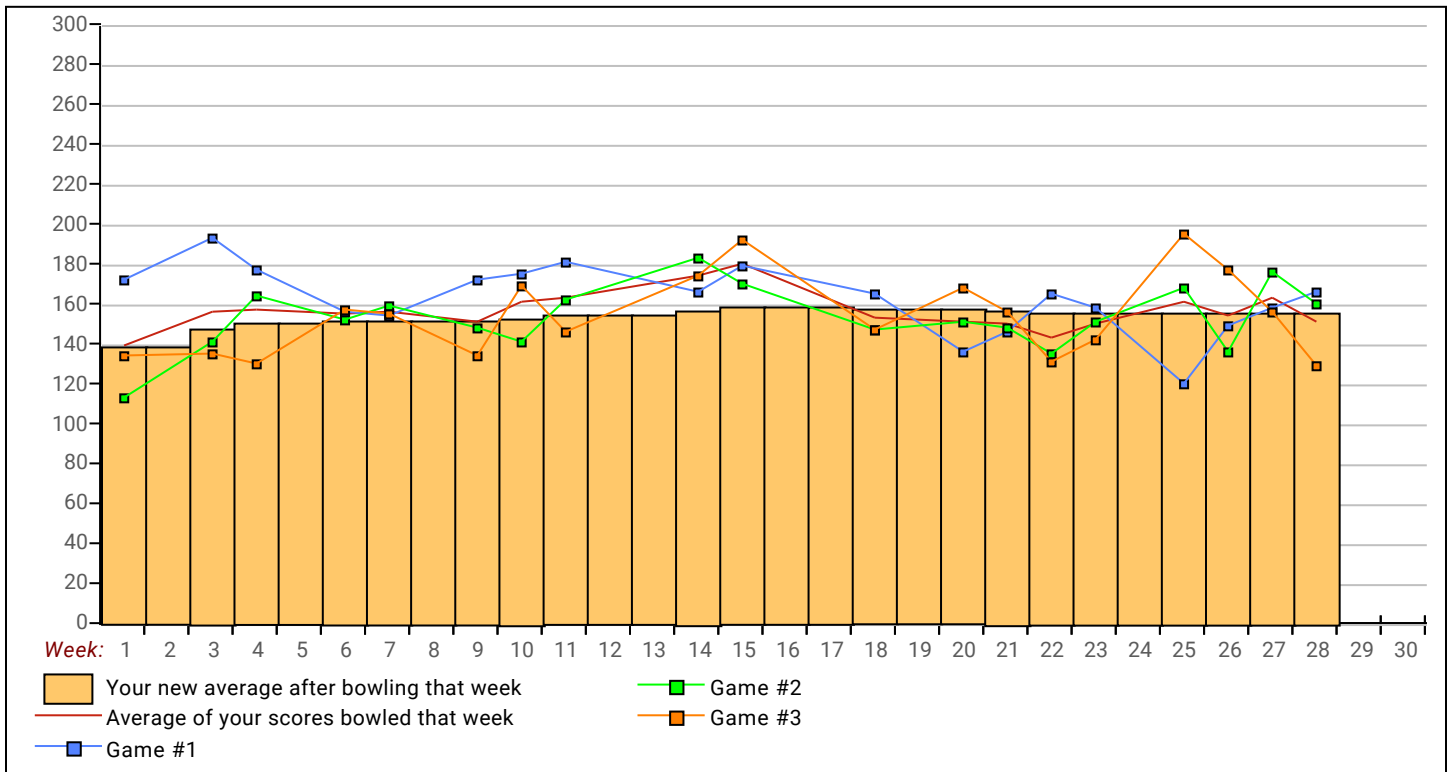
<u>Ave of Game 1</u>	<u>Ave of Game 2</u>	<u>Ave of Game 3</u>
162.53	152.89	154.05

High game of **195** on week **25** High series of **541** on week **15** High average of **159.47** after bowling week **15**
 Low game of **113** on week **1** Low series of **419** on week **1** Low average of **139.67** after bowling week **1**

High Scores by Game

Game #1: **193** on week **3** Game #2: **183** on week **14** Game #3: **195** on week **25**

Note: This report includes information through March 16 which is Week 27 of 29



Monday 6:30 PM

Lanes 23 - 40

Note: This report includes information through March 16 which is Week 27 of 29

Lyle D. Claflin's Bowling Record - Team 11: Western Heating

Week No.	Bowling Date	Old Ave	Old HDCP	-			Total	HDCP Total	Pins	Gms	---Average Change---			High Game	High Sers	HDCP Game	HDCP Sers
				-1-	-2-	-3-					New	Old	----> +/-				
1	09/09/19	bk156	66	159	154	160	473	671	473	3	157.67	- 0.00	= 157.67	160	473		
2	09/16/19	bk156	66	a146	a146	a146	438	636	473	3	157.67	- 157.67	= 0.00	160	473		
3	09/23/19	bk156	0				0	0	473	3	157.67	- 157.67	= 0.00	160	473		
4	09/30/19	bk156	0				0	0	473	3	157.67	- 157.67	= 0.00	160	473		
5	10/07/19	bk156	66	151	127	118	396	594	869	6	144.83	- 157.67	= -12.83	160	473		
6	10/14/19	bk156	66	159	170	152	481	679	1350	9	150.00	- 144.83	= 5.17	170	481		
7	10/21/19	150	72	159	172	148	479	695	1829	12	152.42	- 150.00	= 2.42	172	481	244	695
8	10/28/19	152	70	188	134	181	503	713	2332	15	155.47	- 152.42	= 3.05	188	503	258	713
9	11/04/19	155	0				0	0	2332	15	155.47	- 155.47	= 0.00	188	503	258	713
10	11/11/19	155	67	213	189	171	573	774	2905	18	161.39	- 155.47	= 5.92	213	573	280	774

213 --- 200 Game (160 Ave or Less) -- Local Assoc. Awards

End of 1st part

11	11/18/19	161	0				0	0	2905	18	161.39	- 161.39	= 0.00	213	573	280	774
12	11/25/19	161	62	108	154	143	405	591	3310	21	157.62	- 161.39	= -3.77	213	573	280	774
13	12/02/19	157	65	146	148	206	500	695	3810	24	158.75	- 157.62	= 1.13	213	573	280	774

206 --- 200 Game (160 Ave or Less) -- Local Assoc. Awards

14	12/09/19	158	64	127	192	160	479	671	4289	27	158.85	- 158.75	= 0.10	213	573	280	774
15	12/16/19	158	64	152	141	135	428	620	4717	30	157.23	- 158.85	= -1.62	213	573	280	774
16	12/23/19	157	0				0	0	4717	30	157.23	- 157.23	= 0.00	213	573	280	774
17	01/06/20	157	65	166	167	192	525	720	5242	33	158.85	- 157.23	= 1.62	213	573	280	774
18	01/13/20	158	64	135	183	161	479	671	5721	36	158.92	- 158.85	= 0.07	213	573	280	774
19	01/20/20	158	64	167	137	146	450	642	6171	39	158.23	- 158.92	= -0.69	213	573	280	774

End of 2nd part

20	01/27/20	158	64	160	153	152	465	657	6636	42	158.00	- 158.23	= -0.23	213	573	280	774
21	02/03/20	158	0				0	0	6636	42	158.00	- 158.00	= 0.00	213	573	280	774
22	02/10/20	158	64	170	192	177	539	731	7175	45	159.44	- 158.00	= 1.44	213	573	280	774
23	02/17/20	159	63	122	169	150	441	630	7616	48	158.67	- 159.44	= -0.78	213	573	280	774
24	02/24/20	158	64	147	130	152	429	621	8045	51	157.75	- 158.67	= -0.92	213	573	280	774
25	03/02/20	157	0				0	0	8045	51	157.75	- 157.75	= 0.00	213	573	280	774
26	03/09/20	157	65	146	142	165	453	648	8498	54	157.37	- 157.75	= -0.37	213	573	280	774
27	03/16/20	157	65	176	138	144	458	653	8956	57	157.12	- 157.37	= -0.25	213	573	280	774

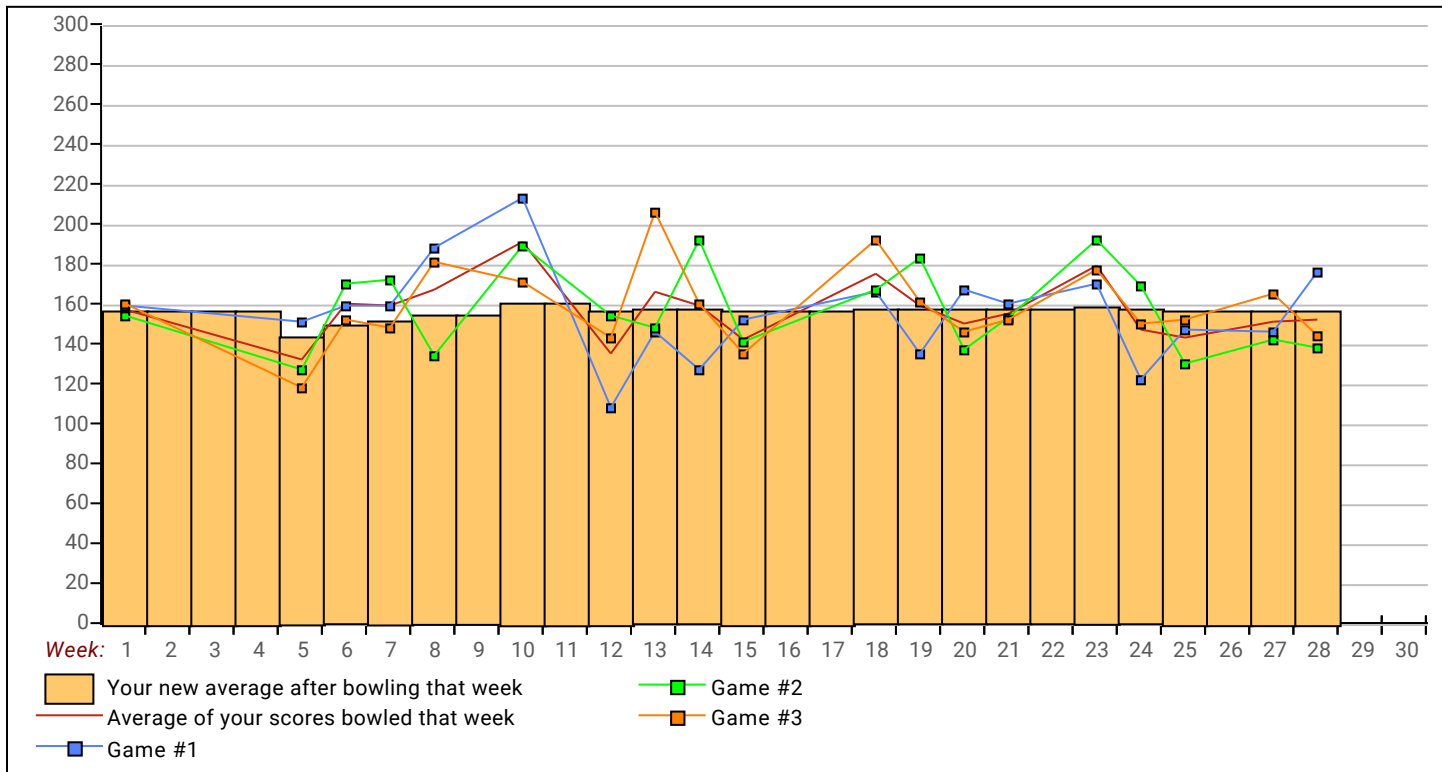
<u><100</u>	<u>100's</u>	<u>125's</u>	<u>150's</u>	<u>175's</u>	<u>200's</u>	<u>225's</u>	<u>250's</u>	<u>275's</u>	<u>300's</u>
	3	18	25	9	2				
<u><400</u>	<u>400's</u>	<u>450's</u>	<u>500's</u>	<u>550's</u>	<u>600's</u>	<u>650's</u>	<u>700's</u>	<u>750's</u>	<u>800's</u>
1	4	9	4	1					
<u>Ave of Game 1</u>			<u>Ave of Game 2</u>			<u>Ave of Game 3</u>			
155.32			157.47			158.58			

High game of **213** on week **10** High series of **573** on week **10** High average of **161.39** after bowling week **10**
 Low game of **108** on week **12** Low series of **396** on week **5** Low average of **144.83** after bowling week **5**

High Scores by Game

Game #1: **213** on week **10** Game #2: **192** on week **14** Game #3: **206** on week **13**

Note: This report includes information through March 16 which is Week 27 of 29



Note: This report includes information through March 16 which is Week 27 of 29

Dan Mergenthaler's Bowling Record - Team 11: Western Heating

Week No.	Bowling Date	Old Ave	Old HDCP	Old				HDCP		Pins Gms		---Average Change---			High Game	High Sers	HDCP Game	HDCP Sers
				-1-	-2-	-3-	Total	Total			New - Old	----> +/-						
1	09/09/19	bk178	0				0	0	0	0			- 0.00 = 0.00	0	0			
2	09/16/19	bk178	46	a168	a168	a168	504	642	0	0			- 0.00 = 0.00	0	0			
3	09/23/19	bk178	46	155	200	170	525	663	525	3	175.00	- 0.00 = 175.00	200	525				
4	09/30/19	bk178	46	131	151	180	462	600	987	6	164.50	- 175.00 = -10.50	200	525				
5	10/07/19	bk178	46	191	180	182	553	691	1540	9	171.11	- 164.50 = 6.61	200	553				
6	10/14/19	171	0				0	0	1540	9	171.11	- 171.11 = 0.00	200	553				
7	10/21/19	171	53	164	192	168	524	683	2064	12	172.00	- 171.11 = 0.89	200	553	245	683		
8	10/28/19	172	52	157	192	117	466	622	2530	15	168.67	- 172.00 = -3.33	200	553	245	683		
9	11/04/19	168	0				0	0	2530	15	168.67	- 168.67 = 0.00	200	553	245	683		
10	11/11/19	168	55	191	141	170	502	667	3032	18	168.44	- 168.67 = -0.22	200	553	246	683		

End of 1st part

11	11/18/19	168	55	201	209	203	613	778	3645	21	173.57	- 168.44 = 5.13	209	613	264	778
613 --- 600 Series (175 Ave or Less) -- Local Assoc. Awards																
12	11/25/19	173	51	155	153	137	445	598	4090	24	170.42	- 173.57 = -3.15	209	613	264	778
13	12/02/19	170	54	179	133	145	457	619	4547	27	168.41	- 170.42 = -2.01	209	613	264	778
14	12/09/19	168	55	235	125	182	542	707	5089	30	169.63	- 168.41 = 1.23	235	613	290	778
15	12/16/19	169	0				0	0	5089	30	169.63	- 169.63 = 0.00	235	613	290	778
16	12/23/19	169	54	170	174	195	539	701	5628	33	170.55	- 169.63 = 0.91	235	613	290	778
0	12/30/19	170	0				0	0	5628	33	170.55	- 170.55 = 0.00	235	613	290	778
17	01/06/20	170	0				0	0	5628	33	170.55	- 170.55 = 0.00	235	613	290	778
18	01/13/20	170	54	236	184	195	615	777	6243	36	173.42	- 170.55 = 2.87	236	615	290	778
615 --- 600 Series (175 Ave or Less) -- Local Assoc. Awards																
19	01/20/20	173	51	123	170	202	495	648	6738	39	172.77	- 173.42 = -0.65	236	615	290	778

End of 2nd part

20	01/27/20	172	52	167	130	175	472	628	7210	42	171.67	- 172.77 = -1.10	236	615	290	778
21	02/03/20	171	53	151	154	121	426	585	7636	45	169.69	- 171.67 = -1.98	236	615	290	778
22	02/10/20	169	0				0	0	7636	45	169.69	- 169.69 = 0.00	236	615	290	778
23	02/17/20	169	0				0	0	7636	45	169.69	- 169.69 = 0.00	236	615	290	778
24	02/24/20	169	54	196	151	163	510	672	8146	48	169.71	- 169.69 = 0.02	236	615	290	778
25	03/02/20	169	54	141	191	192	524	686	8670	51	170.00	- 169.71 = 0.29	236	615	290	778
26	03/09/20	170	54	188	182	163	533	695	9203	54	170.43	- 170.00 = 0.43	236	615	290	778
27	03/16/20	170	54	a160	a160	a160	480	642	9203	54	170.43	- 170.43 = 0.00	236	615	290	778

Summary Statistics

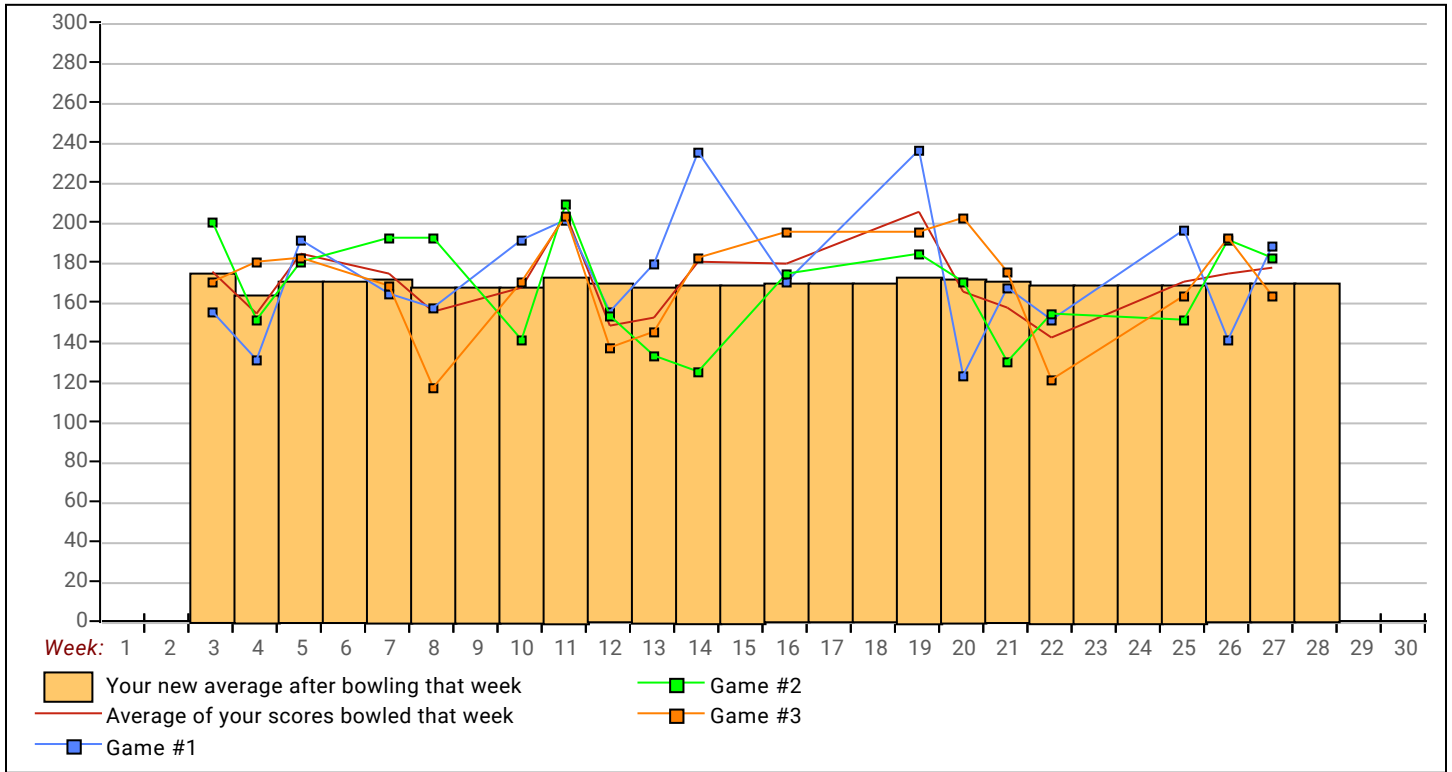
<u><100</u>	<u>100's</u>	<u>125's</u>	<u>150's</u>	<u>175's</u>	<u>200's</u>	<u>225's</u>	<u>250's</u>	<u>275's</u>	<u>300's</u>
	3	8	18	18	5	2			
<u><400</u>	<u>400's</u>	<u>450's</u>	<u>500's</u>	<u>550's</u>	<u>600's</u>	<u>650's</u>	<u>700's</u>	<u>750's</u>	<u>800's</u>
	2	5	8	1	2				
<u>Ave of Game 1</u>			<u>Ave of Game 2</u>			<u>Ave of Game 3</u>			
173.94			167.33			170.00			

High game of **236** on week **19** High series of **615** on week **19** High average of **175.00** after bowling week **3**
 Low game of **117** on week **8** Low series of **426** on week **22** Low average of **164.50** after bowling week **4**

High Scores by Game

Game #1: **236** on week **19** Game #2: **209** on week **11** Game #3: **203** on week **11**

Note: This report includes information through March 16 which is Week 27 of 29



Note: This report includes information through March 16 which is Week 27 of 29

Paul A. Way's Bowling Record - Team 11: Western Heating

Week No.	Bowling Date	Old Ave	Old HDCP	HDCP				HDCP		---Average Change---			High Game	High Sers	HDCP Game	HDCP Sers			
				-1-	-2-	-3-	Total	Total	Pins	Gms	New	Old					+	-	
1	09/09/19	bk189	0				0	0	0	0	0	-	0.00	=	0.00	0	0		
2	09/16/19	bk189	36	169	171	179	519	627	519	3	173.00	-	0.00	=	173.00	179	519		
3	09/23/19	bk189	36	207	215	194	616	724	1135	6	189.17	-	173.00	=	16.17	215	616		
4	09/30/19	bk189	36	243	213	195	651	759	1786	9	198.44	-	189.17	=	9.28	243	651		
5	10/07/19	198	0				0	0	1786	9	198.44	-	198.44	=	0.00	243	651		
6	10/14/19	198	28	155	157	201	513	597	2299	12	191.58	-	198.44	=	-6.86	243	651	229	597
7	10/21/19	191	35	236	158	158	552	657	2851	15	190.07	-	191.58	=	-1.52	243	651	271	657
8	10/28/19	190	0				0	0	2851	15	190.07	-	190.07	=	0.00	243	651	271	657
9	11/04/19	190	36	221	169	160	550	658	3401	18	188.94	-	190.07	=	-1.12	243	651	271	658
10	11/11/19	188	37	163	200	187	550	661	3951	21	188.14	-	188.94	=	-0.80	243	651	271	661

End of 1st part

11	11/18/19	188	37	149	151	163	463	574	4414	24	183.92	-	188.14	=	-4.23	243	651	271	661
12	11/25/19	183	0				0	0	4414	24	183.92	-	183.92	=	0.00	243	651	271	661
13	12/02/19	183	42	145	176	173	494	620	4908	27	181.78	-	183.92	=	-2.14	243	651	271	661
14	12/09/19	181	44	191	181	163	535	667	5443	30	181.43	-	181.78	=	-0.34	243	651	271	667
15	12/16/19	181	44	166	166	194	526	658	5969	33	180.88	-	181.43	=	-0.55	243	651	271	667
16	12/23/19	180	45	a170	a170	a170	510	645	5969	33	180.88	-	180.88	=	0.00	243	651	271	667
0	12/30/19	180	0				0	0	5969	33	180.88	-	180.88	=	0.00	243	651	271	667
17	01/06/20	180	0				0	0	5969	33	180.88	-	180.88	=	0.00	243	651	271	667
18	01/13/20	180	45	158	194	195	547	682	6516	36	181.00	-	180.88	=	0.12	243	651	271	682
19	01/20/20	181	44	178	178	201	557	689	7073	39	181.36	-	181.00	=	0.36	243	651	271	689

End of 2nd part

20	01/27/20	181	44	191	187	216	594	726	7667	42	182.55	-	181.36	=	1.19	243	651	271	726
21	02/03/20	182	43	188	159	204	551	680	8218	45	182.62	-	182.55	=	0.07	243	651	271	726
22	02/10/20	182	43	133	191	154	478	607	8696	48	181.17	-	182.62	=	-1.46	243	651	271	726
23	02/17/20	181	44	121	149	192	462	594	9158	51	179.57	-	181.17	=	-1.60	243	651	271	726
24	02/24/20	179	0				0	0	9158	51	179.57	-	179.57	=	0.00	243	651	271	726
25	03/02/20	179	45	160	214	221	595	730	9753	54	180.61	-	179.57	=	1.04	243	651	271	730
26	03/09/20	180	45	153	168	224	545	680	10298	57	180.67	-	180.61	=	0.06	243	651	271	730
27	03/16/20	180	45	170	151	182	503	638	10801	60	180.02	-	180.67	=	-0.65	243	651	271	730

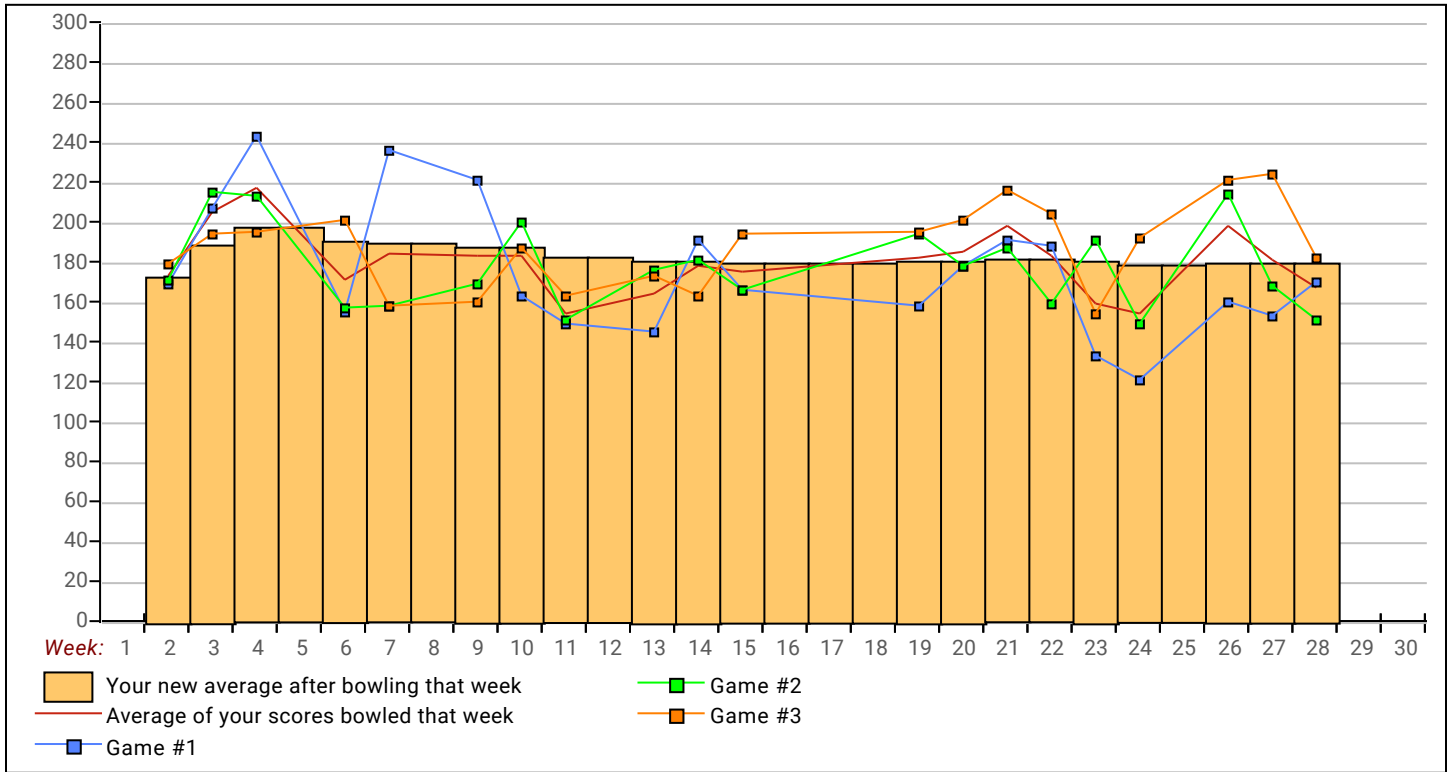
<u><100</u>	<u>100's</u>	<u>125's</u>	<u>150's</u>	<u>175's</u>	<u>200's</u>	<u>225's</u>	<u>250's</u>	<u>275's</u>	<u>300's</u>
	1	4	23	18	12	2			
<u><400</u>	<u>400's</u>	<u>450's</u>	<u>500's</u>	<u>550's</u>	<u>600's</u>	<u>650's</u>	<u>700's</u>	<u>750's</u>	<u>800's</u>
		4	7	7	1	1			
<u>Ave of Game 1</u>			<u>Ave of Game 2</u>			<u>Ave of Game 3</u>			
174.85			177.40			187.80			

High game of 243 on week 4 High series of 651 on week 4 High average of 198.44 after bowling week 4
 Low game of 121 on week 24 Low series of 462 on week 24 Low average of 173.00 after bowling week 2

High Scores by Game

Game #1: 243 on week 4 Game #2: 215 on week 3 Game #3: 224 on week 27

Note: This report includes information through March 16 which is Week 27 of 29



Monday 6:30 PM

Lanes 23 - 40

Note: This report includes information through March 16 which is Week 27 of 29

Larry E. Gross's Bowling Record - Team 11: Western Heating

Week No.	Bowling Date	Old Ave	Old HDCP	-1- -2- -3-			Total	HDCP		Pins Gms		---Average Change---			High Game	High Sers	HDCP Game	HDCP Sers
				-1-	-2-	-3-		Total	Total	New	Old	Change	New - Old					
1	09/09/19	bk195	31	187	199	201	587	680	587	3	195.67	-	0.00	=	195.67	201	587	
2	09/16/19	bk195	31	168	211	182	561	654	1148	6	191.33	-	195.67	=	-4.33	211	587	
3	09/23/19	bk195	0				0	0	1148	6	191.33	-	191.33	=	0.00	211	587	
4	09/30/19	bk195	31	170	157	202	529	622	1677	9	186.33	-	191.33	=	-5.00	211	587	
5	10/07/19	186	39	157	205	207	569	686	2246	12	187.17	-	186.33	=	0.83	211	587	246 686
6	10/14/19	187	38	188	195	156	539	653	2785	15	185.67	-	187.17	=	-1.50	211	587	246 686
7	10/21/19	185	0				0	0	2785	15	185.67	-	185.67	=	0.00	211	587	246 686
8	10/28/19	185	40	205	223	219	647	767	3432	18	190.67	-	185.67	=	5.00	223	647	263 767
9	11/04/19	190	36	188	225	172	585	693	4017	21	191.29	-	190.67	=	0.62	225	647	263 767
10	11/11/19	191	0				0	0	4017	21	191.29	-	191.29	=	0.00	225	647	263 767

End of 1st part

11	11/18/19	191	35	182	210	176	568	673	4585	24	191.04	-	191.29	=	-0.24	225	647	263 767
12	11/25/19	191	35	179	180	168	527	632	5112	27	189.33	-	191.04	=	-1.71	225	647	263 767
13	12/02/19	189	36	230	195	232	657	765	5769	30	192.30	-	189.33	=	2.97	232	657	268 767
14	12/09/19	192	0				0	0	5769	30	192.30	-	192.30	=	0.00	232	657	268 767
15	12/16/19	192	34	172	268	189	629	731	6398	33	193.88	-	192.30	=	1.58	268	657	302 767
16	12/23/19	193	33	226	187	157	570	669	6968	36	193.56	-	193.88	=	-0.32	268	657	302 767
0	12/30/19	193	0				0	0	6968	36	193.56	-	193.56	=	0.00	268	657	302 767
17	01/06/20	193	33	184	189	170	543	642	7511	39	192.59	-	193.56	=	-0.97	268	657	302 767
18	01/13/20	192	34	173	223	221	617	719	8128	42	193.52	-	192.59	=	0.93	268	657	302 767
19	01/20/20	193	33	166	193	199	558	657	8686	45	193.02	-	193.52	=	-0.50	268	657	302 767

End of 2nd part

20	01/27/20	193	0				0	0	8686	45	193.02	-	193.02	=	0.00	268	657	302 767
21	02/03/20	193	33	214	207	182	603	702	9289	48	193.52	-	193.02	=	0.50	268	657	302 767
22	02/10/20	193	33	212	189	171	572	671	9861	51	193.35	-	193.52	=	-0.17	268	657	302 767
23	02/17/20	193	33	192	189	178	559	658	10420	54	192.96	-	193.35	=	-0.39	268	657	302 767
24	02/24/20	192	34	237	170	165	572	674	10992	57	192.84	-	192.96	=	-0.12	268	657	302 767
25	03/02/20	192	34	172	189	200	561	663	11553	60	192.55	-	192.84	=	-0.29	268	657	302 767
26	03/09/20	192	0				0	0	11553	60	192.55	-	192.55	=	0.00	268	657	302 767
27	03/16/20	192	34	222	246	163	631	733	12184	63	193.40	-	192.55	=	0.85	268	657	302 767

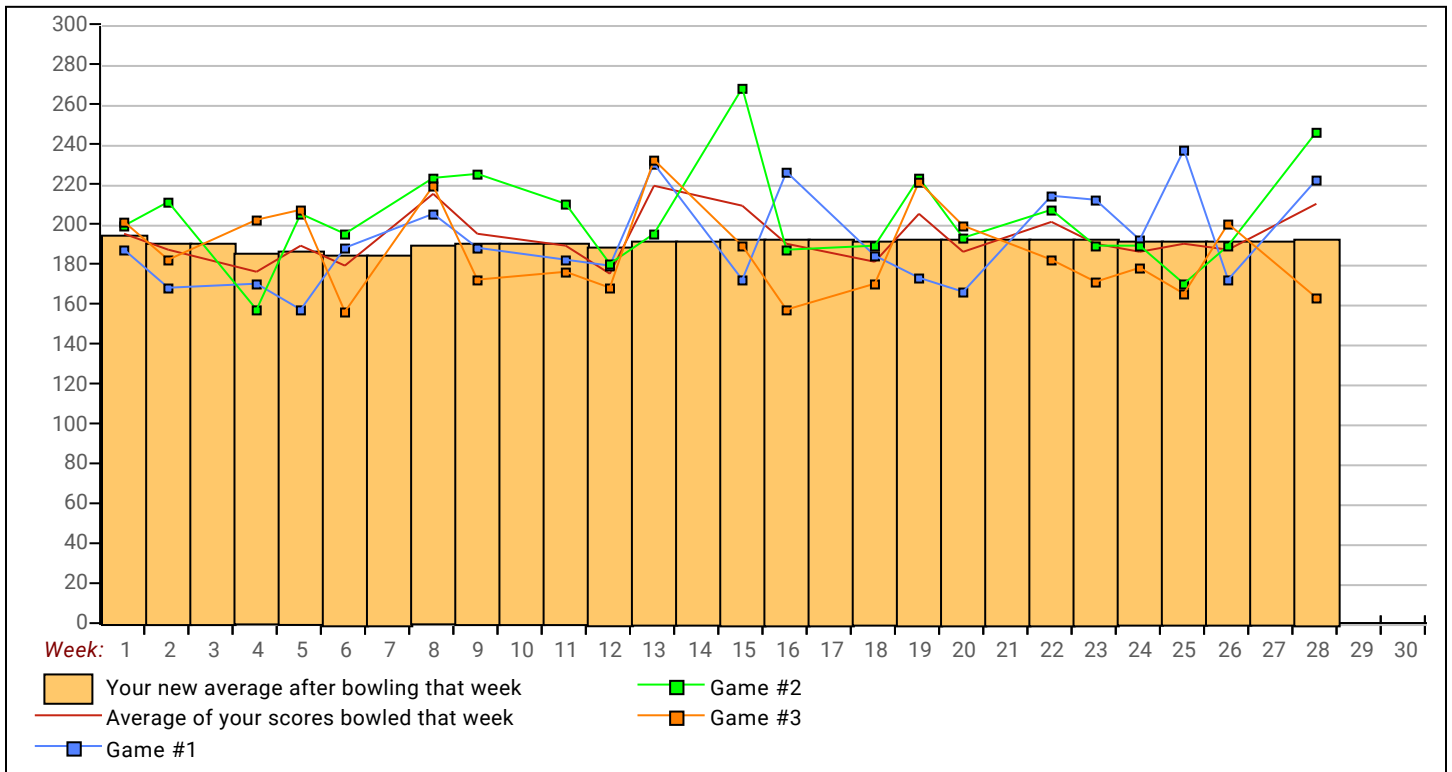
<u><100</u>	<u>100's</u>	<u>125's</u>	<u>150's</u>	<u>175's</u>	<u>200's</u>	<u>225's</u>	<u>250's</u>	<u>275's</u>	<u>300's</u>
			17	23	16	6	1		
<u><400</u>	<u>400's</u>	<u>450's</u>	<u>500's</u>	<u>550's</u>	<u>600's</u>	<u>650's</u>	<u>700's</u>	<u>750's</u>	<u>800's</u>
			4	11	5	1			
<u>Ave of Game 1</u>			<u>Ave of Game 2</u>			<u>Ave of Game 3</u>			
191.62			202.38			186.19			

High game of 268 on week 15 High series of 657 on week 13 High average of 195.67 after bowling week 1
 Low game of 156 on week 6 Low series of 527 on week 12 Low average of 185.67 after bowling week 6

High Scores by Game

Game #1: 237 on week 25 Game #2: 268 on week 15 Game #3: 232 on week 13

Note: This report includes information through March 16 which is Week 27 of 29



Note: This report includes information through March 16 which is Week 27 of 29

Kevin L. Kimey's Bowling Record - Team 11: Western Heating

Week No.	Bowling Date	Old Ave	Old HDCP	-1- -2- -3-			Total	HDCP		Pins	Gms	---Average Change---			High Game	High Sers	HDCP Game	HDCP Sers
								Total	Total			New - Old	----> +/-					
1	09/09/19	bk199	27	213	221	191	625	706	625	3	208.33	-	0.00	=	208.33	221	625	
2	09/16/19	bk199	0				0	0	625	3	208.33	-	208.33	=	0.00	221	625	
3	09/23/19	bk199	27	198	224	182	604	685	1229	6	204.83	-	208.33	=	-3.50	224	625	
4	09/30/19	bk199	27	193	212	225	630	711	1859	9	206.56	-	204.83	=	1.72	225	630	
5	10/07/19	206	21	175	185	176	536	599	2395	12	199.58	-	206.56	=	-6.97	225	630	206 599
6	10/14/19	199	0				0	0	2395	12	199.58	-	199.58	=	0.00	225	630	206 599
7	10/21/19	199	27	201	159	169	529	610	2924	15	194.93	-	199.58	=	-4.65	225	630	228 610
8	10/28/19	194	32	247	181	204	632	728	3556	18	197.56	-	194.93	=	2.62	247	632	279 728
9	11/04/19	197	29	180	202	221	603	690	4159	21	198.05	-	197.56	=	0.49	247	632	279 728
10	11/11/19	198	0				0	0	4159	21	198.05	-	198.05	=	0.00	247	632	279 728

End of 1st part

11	11/18/19	198	28	191	234	231	656	740	4815	24	200.63	-	198.05	=	2.58	247	656	279 740
12	11/25/19	200	27	202	163	241	606	687	5421	27	200.78	-	200.63	=	0.15	247	656	279 740
13	12/02/19	200	0				0	0	5421	27	200.78	-	200.78	=	0.00	247	656	279 740
14	12/09/19	200	27	225	176	171	572	653	5993	30	199.77	-	200.78	=	-1.01	247	656	279 740
15	12/16/19	199	0				0	0	5993	30	199.77	-	199.77	=	0.00	247	656	279 740
16	12/23/19	199	27	192	220	191	603	684	6596	33	199.88	-	199.77	=	0.11	247	656	279 740
0	12/30/19	199	0				0	0	6596	33	199.88	-	199.88	=	0.00	247	656	279 740
17	01/06/20	199	27	210	201	170	581	662	7177	36	199.36	-	199.88	=	-0.52	247	656	279 740
18	01/13/20	199	27	215	216	202	633	714	7810	39	200.26	-	199.36	=	0.90	247	656	279 740
19	01/20/20	200	0				0	0	7810	39	200.26	-	200.26	=	0.00	247	656	279 740

End of 2nd part

20	01/27/20	200	27	151	278	168	597	678	8407	42	200.17	-	200.26	=	-0.09	278	656	305 740
21	02/03/20	200	27	195	181	165	541	622	8948	45	198.84	-	200.17	=	-1.32	278	656	305 740
22	02/10/20	198	28	183	215	165	563	647	9511	48	198.15	-	198.84	=	-0.70	278	656	305 740
23	02/17/20	198	28	205	186	172	563	647	10074	51	197.53	-	198.15	=	-0.62	278	656	305 740
24	02/24/20	197	29	242	235	176	653	740	10727	54	198.65	-	197.53	=	1.12	278	656	305 740
25	03/02/20	198	28	180	204	234	618	702	11345	57	199.04	-	198.65	=	0.39	278	656	305 740
26	03/09/20	199	27	197	188	210	595	676	11940	60	199.00	-	199.04	=	-0.04	278	656	305 740
27	03/16/20	199	27				0	0	11940	60	199.00	-	199.00	=	0.00	278	656	305 740

<u><100</u>	<u>100's</u>	<u>125's</u>	<u>150's</u>	<u>175's</u>	<u>200's</u>	<u>225's</u>	<u>250's</u>	<u>275's</u>	<u>300's</u>
			10	21	19	9		1	
<u><400</u>	<u>400's</u>	<u>450's</u>	<u>500's</u>	<u>550's</u>	<u>600's</u>	<u>650's</u>	<u>700's</u>	<u>750's</u>	<u>800's</u>
			3	6	9	2			
			<u>Ave of Game 1</u>	<u>Ave of Game 2</u>	<u>Ave of Game 3</u>				
			199.75	204.05	193.20				

High game of 278 on week 21 High series of 656 on week 11 High average of 208.33 after bowling week 1
 Low game of 151 on week 21 Low series of 529 on week 7 Low average of 194.93 after bowling week 7

High Scores by Game

Game #1: 247 on week 8 Game #2: 278 on week 21 Game #3: 241 on week 12

Note: This report includes information through March 16 which is Week 27 of 29

