

Monday 6:30 PM

Lanes 23 - 40

Note: This report includes information through March 16 which is Week 27 of 29

William J. Evans's Bowling Record - Team 10: Apollo/Chucks Sprinklers

Week No.	Bowling Date	Old Ave	Old HDCP	-1- -2- -3-			Total	HDCP		Pins Gms		---Average Change---			High Game	High Sers	HDCP Game	HDCP Sers	
				-1-	-2-	-3-		Total	Total	Total	Gms	New	Old	+/-					
1	09/09/19	bk152	70	178	146	130	454	664	454	3	151.33	-	0.00	=	151.33	178	454		
2	09/16/19	bk152	70	167	149	125	441	651	895	6	149.17	-	151.33	=	-2.17	178	454		
3	09/23/19	bk152	70	114	183	160	457	667	1352	9	150.22	-	149.17	=	1.06	183	457		
4	09/30/19	150	72	134	149	135	418	634	1770	12	147.50	-	150.22	=	-2.72	183	457	221	634
5	10/07/19	147	74	112	154	110	376	598	2146	15	143.07	-	147.50	=	-4.43	183	457	228	634
6	10/14/19	143	78	134	134	127	395	629	2541	18	141.17	-	143.07	=	-1.90	183	457	228	634
7	10/21/19	141	80	142	130	148	420	660	2961	21	141.00	-	141.17	=	-0.17	183	457	228	660
8	10/28/19	141	0				0	0	2961	21	141.00	-	141.00	=	0.00	183	457	228	660
9	11/04/19	141	80	86	127	120	333	573	3294	24	137.25	-	141.00	=	-3.75	183	457	228	660
10	11/11/19	137	83	167	156	144	467	716	3761	27	139.30	-	137.25	=	2.05	183	467	250	716

End of 1st part

11	11/18/19	139	81	127	144	137	408	651	4169	30	138.97	-	139.30	=	-0.33	183	467	250	716
12	11/25/19	138	82	133	152	156	441	687	4610	33	139.70	-	138.97	=	0.73	183	467	250	716
13	12/02/19	139	81	115	143	136	394	637	5004	36	139.00	-	139.70	=	-0.70	183	467	250	716
14	12/09/19	139	0				0	0	5004	36	139.00	-	139.00	=	0.00	183	467	250	716
15	12/16/19	139	81	139	161	130	430	673	5434	39	139.33	-	139.00	=	0.33	183	467	250	716
16	12/23/19	139	81	142	158	143	443	686	5877	42	139.93	-	139.33	=	0.60	183	467	250	716
0	12/30/19	139	0				0	0	5877	42	139.93	-	139.93	=	0.00	183	467	250	716
17	01/06/20	139	81	158	149	149	456	699	6333	45	140.73	-	139.93	=	0.80	183	467	250	716
18	01/13/20	140	81	130	121	140	391	634	6724	48	140.08	-	140.73	=	-0.65	183	467	250	716
19	01/20/20	140	81	146	134	132	412	655	7136	51	139.92	-	140.08	=	-0.16	183	467	250	716

End of 2nd part

20	01/27/20	139	0				0	0	7136	51	139.92	-	139.92	=	0.00	183	467	250	716
21	02/03/20	139	81	103	151	127	381	624	7517	54	139.20	-	139.92	=	-0.72	183	467	250	716
22	02/10/20	139	81	108	141	122	371	614	7888	57	138.39	-	139.20	=	-0.82	183	467	250	716
23	02/17/20	138	0				0	0	7888	57	138.39	-	138.39	=	0.00	183	467	250	716
24	02/24/20	138	0				0	0	7888	57	138.39	-	138.39	=	0.00	183	467	250	716
25	03/02/20	138	0				0	0	7888	57	138.39	-	138.39	=	0.00	183	467	250	716
26	03/09/20	138	0				0	0	7888	57	138.39	-	138.39	=	0.00	183	467	250	716
27	03/16/20	138	82				0	0	7888	57	138.39	-	138.39	=	0.00	183	467	250	716

<u><100</u>	<u>100's</u>	<u>125's</u>	<u>150's</u>	<u>175's</u>	<u>200's</u>	<u>225's</u>	<u>250's</u>	<u>275's</u>	<u>300's</u>
1	9	34	11	2					
<u><400</u>	<u>400's</u>	<u>450's</u>	<u>500's</u>	<u>550's</u>	<u>600's</u>	<u>650's</u>	<u>700's</u>	<u>750's</u>	<u>800's</u>
7	8	4							

<u>Ave of Game 1</u>	<u>Ave of Game 2</u>	<u>Ave of Game 3</u>
133.42	146.42	135.32

High game of 183 on week 3 High series of 467 on week 10 High average of 151.33 after bowling week 1
 Low game of 86 on week 9 Low series of 333 on week 9 Low average of 137.25 after bowling week 9

High Scores by Game

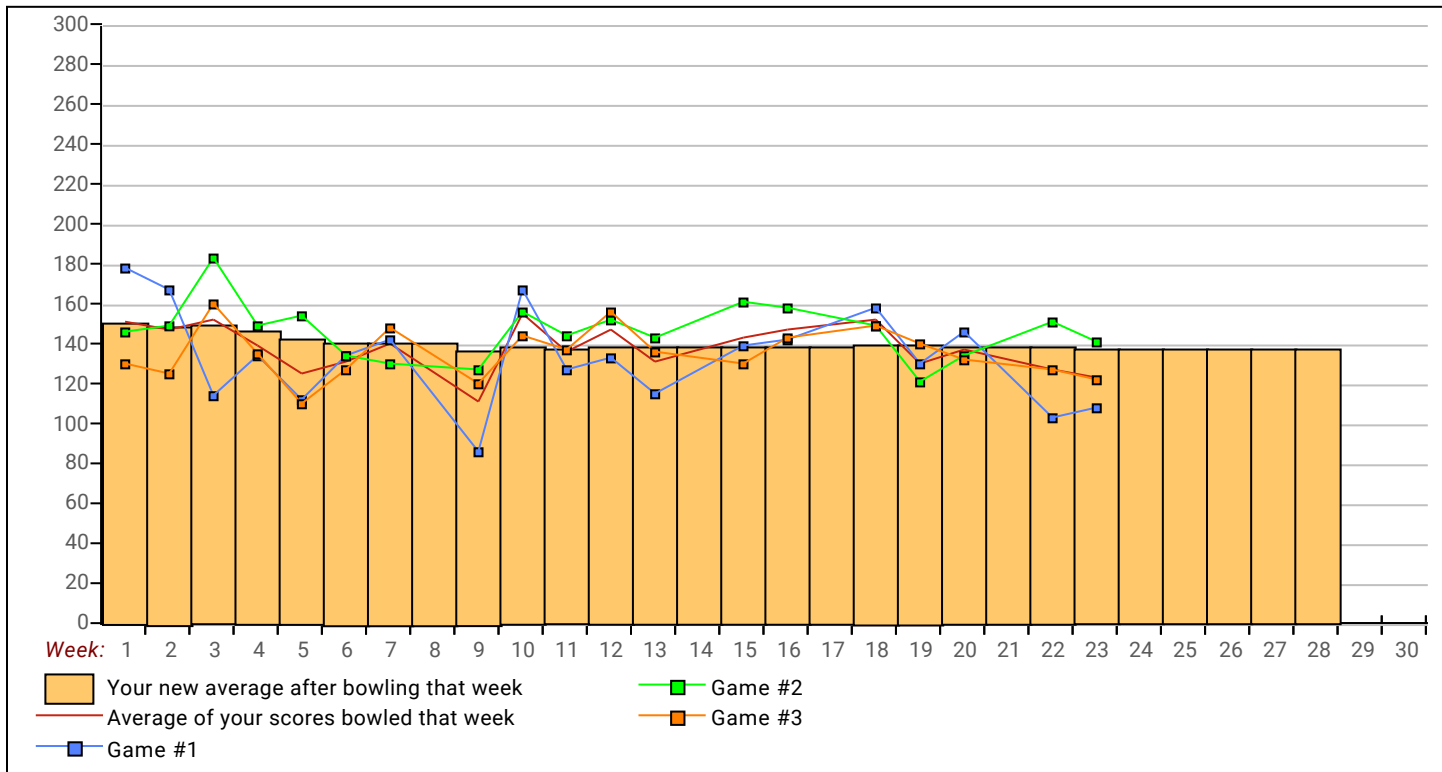
Game #1: 178 on week 1 Game #2: 183 on week 3 Game #3: 160 on week 3

Industrial League 2019-20

Monday 6:30 PM

Lanes 23 - 40

Note: This report includes information through March 16 which is Week 27 of 29



Monday 6:30 PM

Lanes 23 - 40

Note: This report includes information through March 16 which is Week 27 of 29

Preston A. Creer's Bowling Record - Team 10: Apollo/Chucks Sprinklers

Week No.	Bowling Date	Old Ave	Old HDCP	-1- -2- -3-			Total	HDCP		Pins Gms		---Average Change---			High Game	High Sers	HDCP Game	HDCP Sers	
								Total	Total			New - Old ----> +/-							
1	09/09/19	bk154	68	177	169	93	439	643	439	3	146.33	-	0.00	=	146.33	177	439		
2	09/16/19	bk154	0				0	0	439	3	146.33	-	146.33	=	0.00	177	439		
3	09/23/19	bk154	68	128	149	115	392	596	831	6	138.50	-	146.33	=	-7.83	177	439		
4	09/30/19	bk154	68	139	145	117	401	605	1232	9	136.89	-	138.50	=	-1.61	177	439		
5	10/07/19	136	84	153	150	132	435	687	1667	12	138.92	-	136.89	=	2.03	177	439	237	687
6	10/14/19	138	82	147	179	154	480	726	2147	15	143.13	-	138.92	=	4.22	179	480	261	726
7	10/21/19	143	78	148	158	127	433	667	2580	18	143.33	-	143.13	=	0.20	179	480	261	726
8	10/28/19	143	78	183	159	157	499	733	3079	21	146.62	-	143.33	=	3.29	183	499	261	733
9	11/04/19	146	0				0	0	3079	21	146.62	-	146.62	=	0.00	183	499	261	733
10	11/11/19	146	75	168	165	133	466	691	3545	24	147.71	-	146.62	=	1.09	183	499	261	733

End of 1st part

11	11/18/19	147	74	132	127	125	384	606	3929	27	145.52	-	147.71	=	-2.19	183	499	261	733
12	11/25/19	145	76	135	157	126	418	646	4347	30	144.90	-	145.52	=	-0.62	183	499	261	733
13	12/02/19	144	77	125	144	154	423	654	4770	33	144.55	-	144.90	=	-0.35	183	499	261	733
14	12/09/19	144	77	142	135	109	386	617	5156	36	143.22	-	144.55	=	-1.32	183	499	261	733
15	12/16/19	143	0				0	0	5156	36	143.22	-	143.22	=	0.00	183	499	261	733
16	12/23/19	143	78	128	172	150	450	684	5606	39	143.74	-	143.22	=	0.52	183	499	261	733
0	12/30/19	143	0				0	0	5606	39	143.74	-	143.74	=	0.00	183	499	261	733
17	01/06/20	143	78	159	142	108	409	643	6015	42	143.21	-	143.74	=	-0.53	183	499	261	733
18	01/13/20	143	0				0	0	6015	42	143.21	-	143.21	=	0.00	183	499	261	733
19	01/20/20	143	0				0	0	6015	42	143.21	-	143.21	=	0.00	183	499	261	733

End of 2nd part

20	01/27/20	143	78	168	135	137	440	674	6455	45	143.44	-	143.21	=	0.23	183	499	261	733
21	02/03/20	143	0				0	0	6455	45	143.44	-	143.44	=	0.00	183	499	261	733
22	02/10/20	143	78	117	134	137	388	622	6843	48	142.56	-	143.44	=	-0.88	183	499	261	733
23	02/17/20	142	79	168	175	119	462	699	7305	51	143.24	-	142.56	=	0.67	183	499	261	733
24	02/24/20	143	78	97	128	126	351	585	7656	54	141.78	-	143.24	=	-1.46	183	499	261	733
25	03/02/20	141	80	141	153	172	466	706	8122	57	142.49	-	141.78	=	0.71	183	499	261	733
26	03/09/20	142	79	148	167	144	459	696	8581	60	143.02	-	142.49	=	0.53	183	499	261	733
27	03/16/20	143	78	a133	a133	a133	399	633	8581	60	143.02	-	143.02	=	0.00	183	499	261	733

<u><100</u>	<u>100's</u>	<u>125's</u>	<u>150's</u>	<u>175's</u>	<u>200's</u>	<u>225's</u>	<u>250's</u>	<u>275's</u>	<u>300's</u>
2	6	29	19	4					
<u><400</u>	<u>400's</u>	<u>450's</u>	<u>500's</u>	<u>550's</u>	<u>600's</u>	<u>650's</u>	<u>700's</u>	<u>750's</u>	<u>800's</u>
5	8	7							

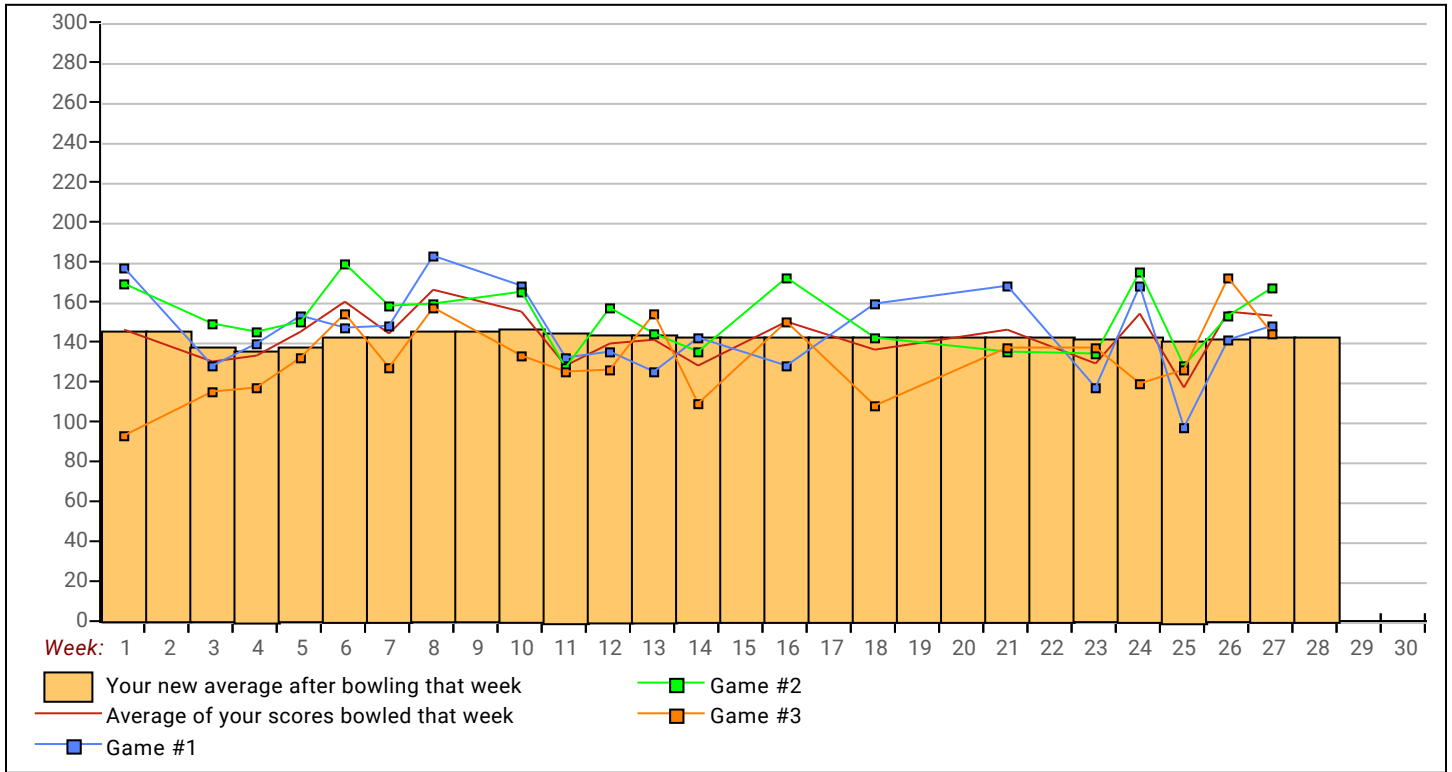
<u>Ave of Game 1</u>	<u>Ave of Game 2</u>	<u>Ave of Game 3</u>
145.15	152.15	131.75

High game of 183 on week 8 High series of 499 on week 8 High average of 147.71 after bowling week 10
 Low game of 93 on week 1 Low series of 351 on week 25 Low average of 136.89 after bowling week 4

High Scores by Game

Game #1: 183 on week 8 Game #2: 179 on week 6 Game #3: 172 on week 26

Note: This report includes information through March 16 which is Week 27 of 29



Monday 6:30 PM

Lanes 23 - 40

Note: This report includes information through March 16 which is Week 27 of 29

Paul E. Pinney's Bowling Record - Team 10: Apollo/Chucks Sprinklers

Week No.	Bowling Date	Old Ave	Old HDCP	Old			Total	HDCP Total	Pins	Gms	---Average Change---			High Game	High Sers	HDCP Game	HDCP Sers
				-1-	-2-	-3-					New	Old	+/-				
1	09/09/19	bk163	60	160	169	220	549	729	549	3	183.00	- 0.00	= 183.00	220	549		
2	09/16/19	bk163	60	171	156	135	462	642	1011	6	168.50	- 183.00	= -14.50	220	549		
3	09/23/19	bk163	0				0	0	1011	6	168.50	- 168.50	= 0.00	220	549		
4	09/30/19	bk163	0				0	0	1011	6	168.50	- 168.50	= 0.00	220	549		
5	10/07/19	bk163	60	155	180	143	478	658	1489	9	165.44	- 168.50	= -3.06	220	549		
6	10/14/19	165	0				0	0	1489	9	165.44	- 165.44	= 0.00	220	549		
7	10/21/19	165	58	221	187	122	530	704	2019	12	168.25	- 165.44	= 2.81	221	549	279	704
8	10/28/19	168	55	179	181	152	512	677	2531	15	168.73	- 168.25	= 0.48	221	549	279	704
9	11/04/19	168	55	188	185	162	535	700	3066	18	170.33	- 168.73	= 1.60	221	549	279	704
10	11/11/19	170	54	146	166	204	516	678	3582	21	170.57	- 170.33	= 0.24	221	549	279	704

End of 1st part

11	11/18/19	170	0				0	0	3582	21	170.57	- 170.57	= 0.00	221	549	279	704
12	11/25/19	170	54	152	166	139	457	619	4039	24	168.29	- 170.57	= -2.28	221	549	279	704
13	12/02/19	168	55	176	188	187	551	716	4590	27	170.00	- 168.29	= 1.71	221	551	279	716
14	12/09/19	170	54	150	151	131	432	594	5022	30	167.40	- 170.00	= -2.60	221	551	279	716
15	12/16/19	167	56	150	145	129	424	592	5446	33	165.03	- 167.40	= -2.37	221	551	279	716
16	12/23/19	165	58	158	169	145	472	646	5918	36	164.39	- 165.03	= -0.64	221	551	279	716
0	12/30/19	164	0				0	0	5918	36	164.39	- 164.39	= 0.00	221	551	279	716
17	01/06/20	164	0				0	0	5918	36	164.39	- 164.39	= 0.00	221	551	279	716
18	01/13/20	164	59	165	161	178	504	681	6422	39	164.67	- 164.39	= 0.28	221	551	279	716
19	01/20/20	164	59	179	179	151	509	686	6931	42	165.02	- 164.67	= 0.36	221	551	279	716

End of 2nd part

20	01/27/20	165	58	172	111	139	422	596	7353	45	163.40	- 165.02	= -1.62	221	551	279	716
21	02/03/20	163	60	146	158	165	469	649	7822	48	162.96	- 163.40	= -0.44	221	551	279	716
22	02/10/20	162	61	154	195	115	464	647	8286	51	162.47	- 162.96	= -0.49	221	551	279	716
23	02/17/20	162	61	131	176	164	471	654	8757	54	162.17	- 162.47	= -0.30	221	551	279	716
24	02/24/20	162	61	194	120	161	475	658	9232	57	161.96	- 162.17	= -0.20	221	551	279	716
25	03/02/20	161	62	127	178	164	469	655	9701	60	161.68	- 161.96	= -0.28	221	551	279	716
26	03/09/20	161	62	153	176	164	493	679	10194	63	161.81	- 161.68	= 0.13	221	551	279	716
27	03/16/20	161	62	a151	a151	a151	453	639	10194	63	161.81	- 161.81	= 0.00	221	551	279	716

<u><100</u>	<u>100's</u>	<u>125's</u>	<u>150's</u>	<u>175's</u>	<u>200's</u>	<u>225's</u>	<u>250's</u>	<u>275's</u>	<u>300's</u>
	4	12	27	17	3				
<u><400</u>	<u>400's</u>	<u>450's</u>	<u>500's</u>	<u>550's</u>	<u>600's</u>	<u>650's</u>	<u>700's</u>	<u>750's</u>	<u>800's</u>
	3	10	7	1					

<u>Ave of Game 1</u>	<u>Ave of Game 2</u>	<u>Ave of Game 3</u>
163.19	166.52	155.71

High game of **221** on week **7** High series of **551** on week **13** High average of **183.00** after bowling week **1**
 Low game of **111** on week **21** Low series of **422** on week **21** Low average of **161.68** after bowling week **26**

High Scores by Game

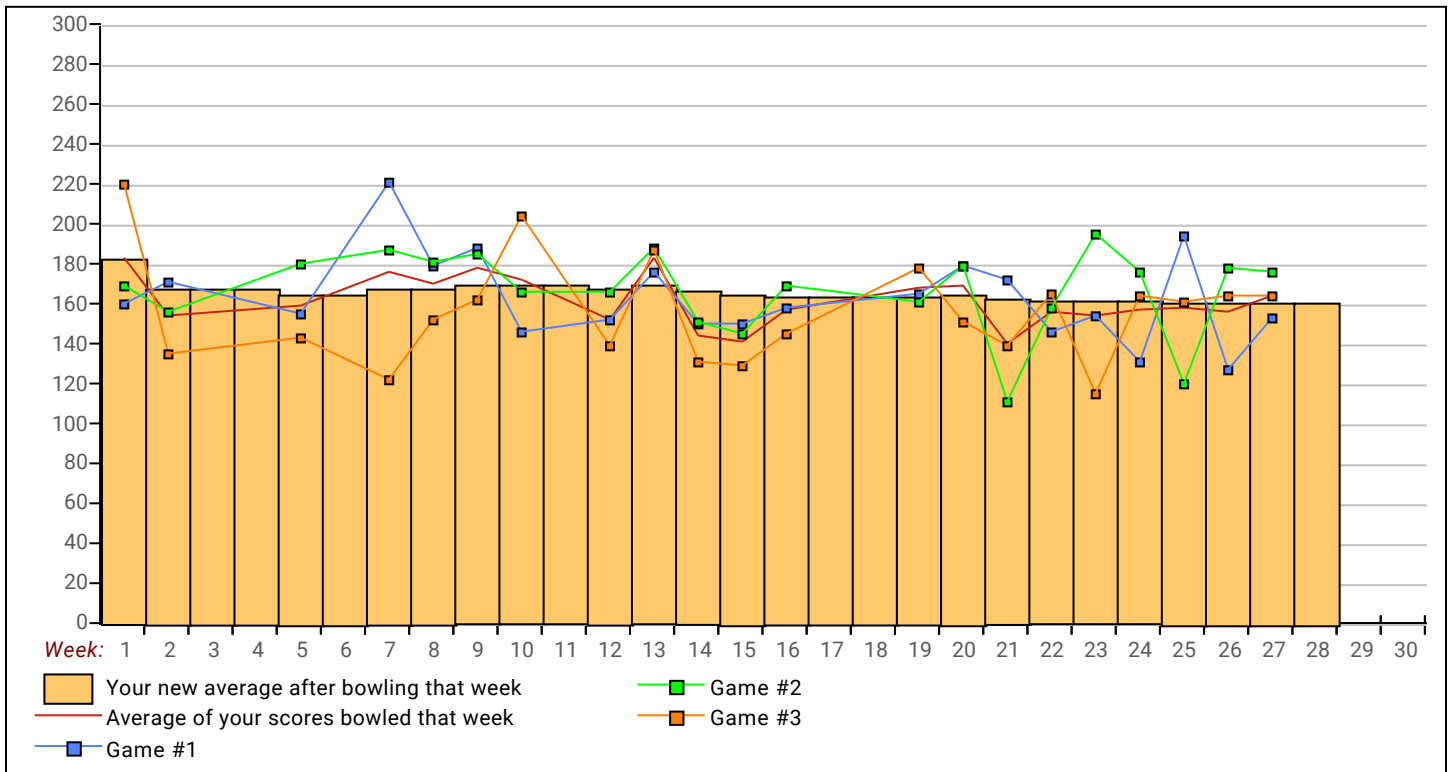
Game #1: **221** on week **7** Game #2: **195** on week **23** Game #3: **220** on week **1**

Industrial League 2019-20

Monday 6:30 PM

Lanes 23 - 40

Note: This report includes information through March 16 which is Week 27 of 29



Note: This report includes information through March 16 which is Week 27 of 29

Cecil DeLamere's Bowling Record - Team 10: Apollo/Chucks Sprinklers

Week No.	Bowling Date	Old Ave	Old HDCP	Old			Total	HDCP		Pins		Gms	---Average Change---			High Game	High Sers	HDCP Game	HDCP Sers
				-1-	-2-	-3-		Total	Total	New	Old		Change						
1	09/09/19	bk171	53	180	195	227	602	761	602	3	200.67	-	0.00	=	200.67	227	602		
2	09/16/19	bk171	53	145	169	199	513	672	1115	6	185.83	-	200.67	=	-14.83	227	602		
3	09/23/19	bk171	53	141	247	125	513	672	1628	9	180.89	-	185.83	=	-4.94	247	602		
4	09/30/19	180	45	a170	a170	a170	510	645	1628	9	180.89	-	180.89	=	0.00	247	602		
5	10/07/19	180	0				0	0	1628	9	180.89	-	180.89	=	0.00	247	602		
6	10/14/19	180	45	164	174	152	490	625	2118	12	176.50	-	180.89	=	-4.39	247	602	219	625
7	10/21/19	176	48	187	193	178	558	702	2676	15	178.40	-	176.50	=	1.90	247	602	241	702
8	10/28/19	178	46	137	169	147	453	591	3129	18	173.83	-	178.40	=	-4.57	247	602	241	702
9	11/04/19	173	51	135	151	186	472	625	3601	21	171.48	-	173.83	=	-2.36	247	602	241	702
10	11/11/19	171	53	150	159	167	476	635	4077	24	169.88	-	171.48	=	-1.60	247	602	241	702

End of 1st part

11	11/18/19	169	54	130	186	137	453	615	4530	27	167.78	-	169.88	=	-2.10	247	602	241	702
12	11/25/19	167	0				0	0	4530	27	167.78	-	167.78	=	0.00	247	602	241	702
13	12/02/19	167	56	143	140	190	473	641	5003	30	166.77	-	167.78	=	-1.01	247	602	246	702
14	12/09/19	166	57	195	146	148	489	660	5492	33	166.42	-	166.77	=	-0.34	247	602	252	702
15	12/16/19	166	57	133	159	143	435	606	5927	36	164.64	-	166.42	=	-1.79	247	602	252	702
16	12/23/19	164	59	144	142	202	488	665	6415	39	164.49	-	164.64	=	-0.15	247	602	261	702
0	12/30/19	164	0				0	0	6415	39	164.49	-	164.49	=	0.00	247	602	261	702
17	01/06/20	164	59	159	129	153	441	618	6856	42	163.24	-	164.49	=	-1.25	247	602	261	702
18	01/13/20	163	60	162	141	160	463	643	7319	45	162.64	-	163.24	=	-0.59	247	602	261	702
19	01/20/20	162	61	169	202	177	548	731	7867	48	163.90	-	162.64	=	1.25	247	602	263	731

End of 2nd part

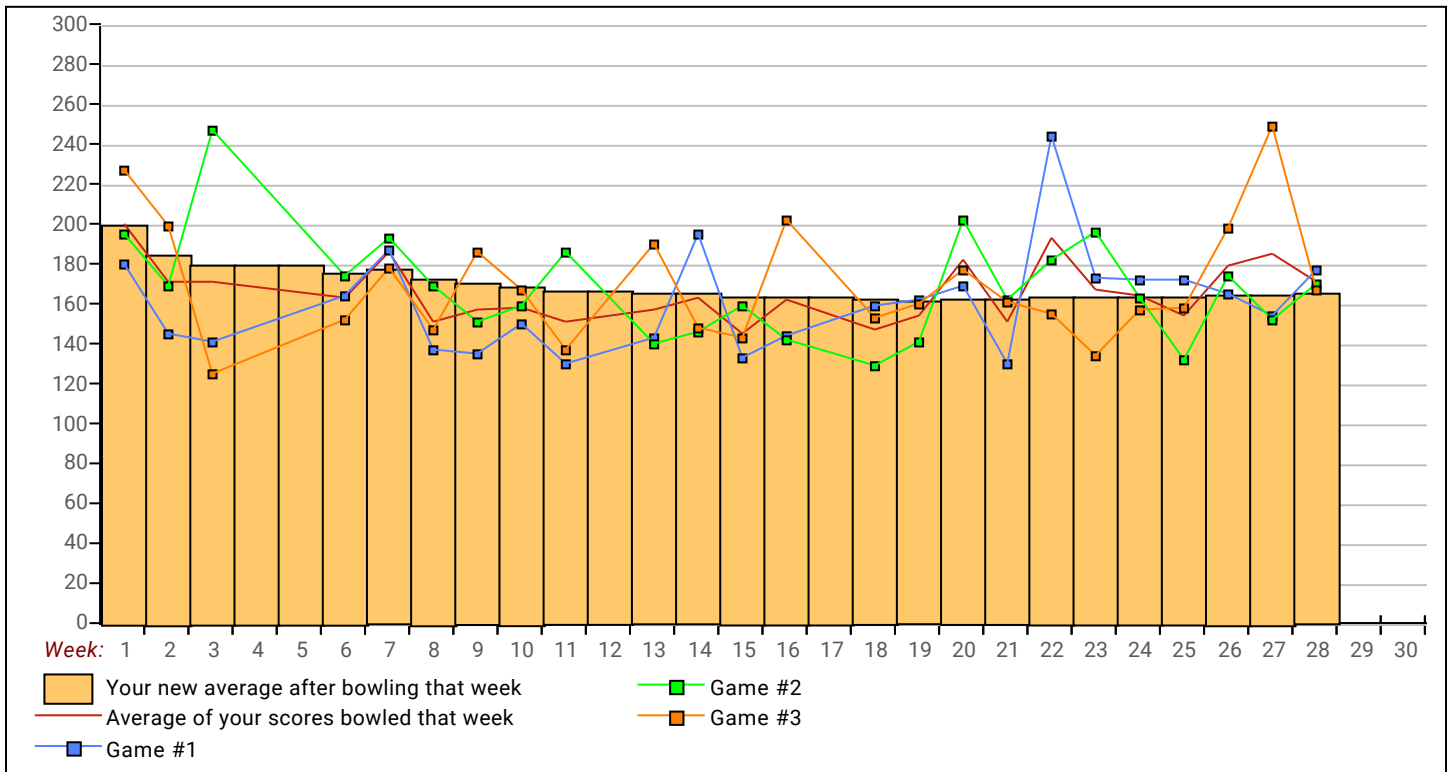
20	01/27/20	163	60	130	162	161	453	633	8320	51	163.14	-	163.90	=	-0.76	247	602	263	731
21	02/03/20	163	60	244	182	155	581	761	8901	54	164.83	-	163.14	=	1.70	247	602	304	761
22	02/10/20	164	59	173	196	134	503	680	9404	57	164.98	-	164.83	=	0.15	247	602	304	761
23	02/17/20	164	59	172	163	157	492	669	9896	60	164.93	-	164.98	=	-0.05	247	602	304	761
24	02/24/20	164	59	172	132	158	462	639	10358	63	164.41	-	164.93	=	-0.52	247	602	304	761
25	03/02/20	164	59	165	174	198	537	714	10895	66	165.08	-	164.41	=	0.66	247	602	304	761
26	03/09/20	165	58	154	152	249	555	729	11450	69	165.94	-	165.08	=	0.87	249	602	307	761
27	03/16/20	165	58	177	170	167	514	688	11964	72	166.17	-	165.94	=	0.22	249	602	307	761

<u><100</u>	<u>100's</u>	<u>125's</u>	<u>150's</u>	<u>175's</u>	<u>200's</u>	<u>225's</u>	<u>250's</u>	<u>275's</u>	<u>300's</u>
		21	30	15	2	4			
<u><400</u>	<u>400's</u>	<u>450's</u>	<u>500's</u>	<u>550's</u>	<u>600's</u>	<u>650's</u>	<u>700's</u>	<u>750's</u>	<u>800's</u>
	2	12	6	3	1				
<u>Ave of Game 1</u>			<u>Ave of Game 2</u>			<u>Ave of Game 3</u>			
160.88			168.04			169.58			

High game of 249 on week 27 High series of 602 on week 1 High average of 200.67 after bowling week 1
 Low game of 125 on week 3 Low series of 435 on week 15 Low average of 162.64 after bowling week 19

High Scores by Game
 Game #1: 244 on week 22 Game #2: 247 on week 3 Game #3: 249 on week 27

Note: This report includes information through March 16 which is Week 27 of 29



Note: This report includes information through March 16 which is Week 27 of 29

Roger L. Christopher's Bowling Record - Team 10: Apollo/Chucks Sprinklers

Week No.	Bowling Date	Old Ave	Old HDCP	Old			Total	HDCP		Pins		Gms	---Average Change---			High Game	High Sers	HDCP Game	HDCP Sers
				-1-	-2-	-3-		Total	Pins	Gms	New		Old	+/-					
1	09/09/19	bk171	53	212	190	175	577	736	577	3	192.33	-	0.00	=	192.33	212	577		
2	09/16/19	bk171	53	127	145	145	417	576	994	6	165.67	-	192.33	=	-26.67	212	577		
3	09/23/19	bk171	53	178	166	165	509	668	1503	9	167.00	-	165.67	=	1.33	212	577		
4	09/30/19	167	56	163	127	164	454	622	1957	12	163.08	-	167.00	=	-3.92	212	577	220	622
5	10/07/19	163	60	a153	a153	a153	459	639	1957	12	163.08	-	163.08	=	0.00	212	577	220	622
6	10/14/19	163	60	a153	a153	a153	459	639	1957	12	163.08	-	163.08	=	0.00	212	577	220	622
7	10/21/19	163	0				0	0	1957	12	163.08	-	163.08	=	0.00	212	577	220	622
8	10/28/19	163	60	126	138	116	380	560	2337	15	155.80	-	163.08	=	-7.28	212	577	220	622
9	11/04/19	155	67	177	192	138	507	708	2844	18	158.00	-	155.80	=	2.20	212	577	259	708
10	11/11/19	158	0				0	0	2844	18	158.00	-	158.00	=	0.00	212	577	259	708

End of 1st part

11	11/18/19	158	64	220	143	137	500	692	3344	21	159.24	-	158.00	=	1.24	220	577	284	708
220 --- 200 Game (160 Ave or Less) -- Local Assoc. Awards																			
12	11/25/19	159	63	193	167	145	505	694	3849	24	160.38	-	159.24	=	1.14	220	577	284	708
13	12/02/19	160	63	163	226	173	562	751	4411	27	163.37	-	160.38	=	3.00	226	577	289	751
226 --- 200 Game (160 Ave or Less) -- Local Assoc. Awards																			
14	12/09/19	163	60	175	115	138	428	608	4839	30	161.30	-	163.37	=	-2.07	226	577	289	751
15	12/16/19	161	62	118	149	172	439	625	5278	33	159.94	-	161.30	=	-1.36	226	577	289	751
16	12/23/19	159	63	161	189	158	508	697	5786	36	160.72	-	159.94	=	0.78	226	577	289	751
0	12/30/19	160	0				0	0	5786	36	160.72	-	160.72	=	0.00	226	577	289	751
17	01/06/20	160	63	168	200	200	568	757	6354	39	162.92	-	160.72	=	2.20	226	577	289	751
200 --- 200 Game (160 Ave or Less) -- Local Assoc. Awards																			
18	01/13/20	162	61	126	199	180	505	688	6859	42	163.31	-	162.92	=	0.39	226	577	289	757
19	01/20/20	163	60	183	186	194	563	743	7422	45	164.93	-	163.31	=	1.62	226	577	289	757

End of 2nd part

20	01/27/20	164	59	212	185	161	558	735	7980	48	166.25	-	164.93	=	1.32	226	577	289	757
21	02/03/20	166	57	170	199	192	561	732	8541	51	167.47	-	166.25	=	1.22	226	577	289	757
22	02/10/20	167	0				0	0	8541	51	167.47	-	167.47	=	0.00	226	577	289	757
23	02/17/20	167	56	150	161	157	468	636	9009	54	166.83	-	167.47	=	-0.64	226	577	289	757
24	02/24/20	166	57	147	167	189	503	674	9512	57	166.88	-	166.83	=	0.04	226	577	289	757
25	03/02/20	166	57	211	178	224	613	784	10125	60	168.75	-	166.88	=	1.87	226	613	289	784
613 --- 600 Series (175 Ave or Less) -- Local Assoc. Awards																			
26	03/09/20	168	55	154	167	178	499	664	10624	63	168.63	-	168.75	=	-0.12	226	613	289	784
27	03/16/20	168	55	190	156	171	517	682	11141	66	168.80	-	168.63	=	0.17	226	613	289	784

<u><100</u>	<u>100's</u>	<u>125's</u>	<u>150's</u>	<u>175's</u>	<u>200's</u>	<u>225's</u>	<u>250's</u>	<u>275's</u>	<u>300's</u>
	3	14	21	20	7	1			
<u><400</u>	<u>400's</u>	<u>450's</u>	<u>500's</u>	<u>550's</u>	<u>600's</u>	<u>650's</u>	<u>700's</u>	<u>750's</u>	<u>800's</u>
1	3	3	8	6	1				

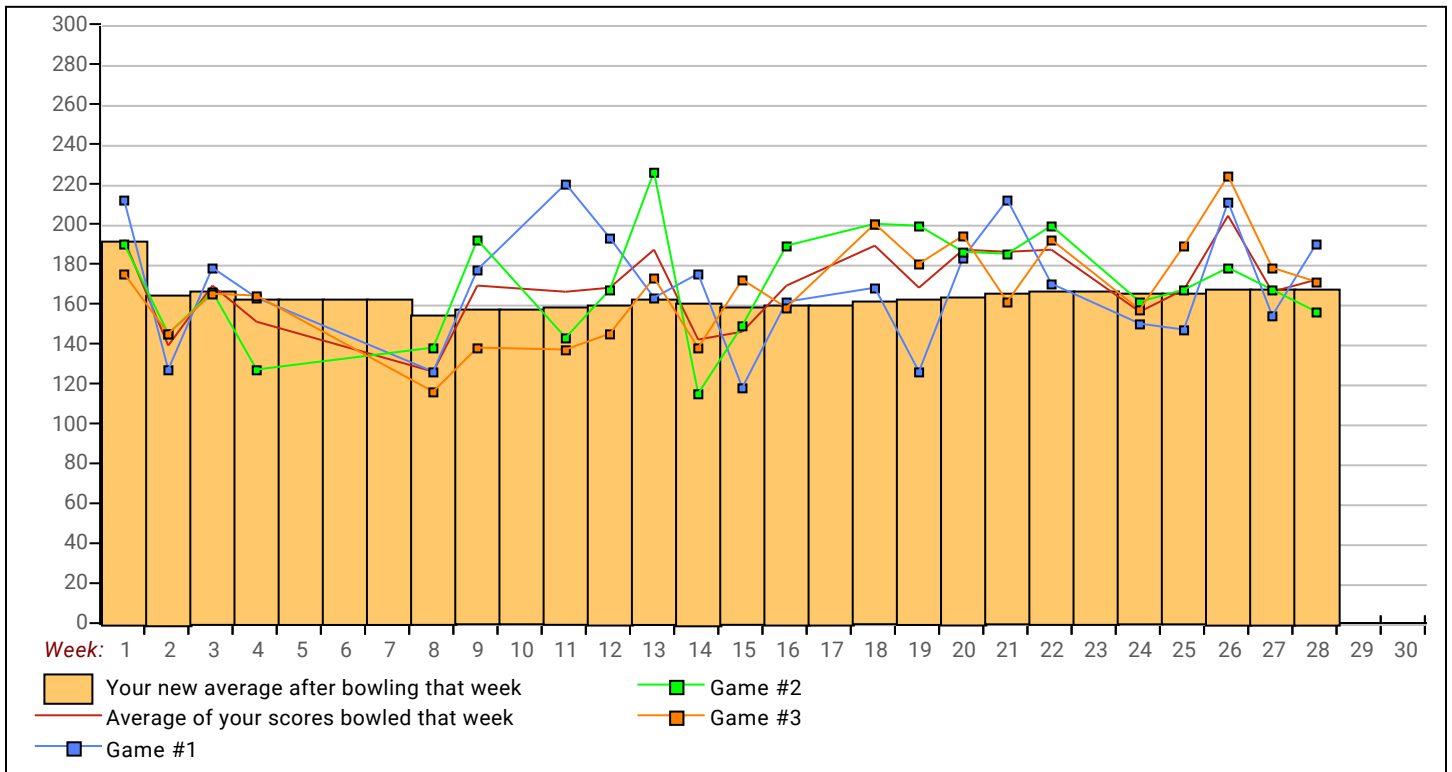
<u>Ave of Game 1</u>	<u>Ave of Game 2</u>	<u>Ave of Game 3</u>
169.27	170.23	166.91

High game of 226 on week 13 High series of 613 on week 26 High average of 192.33 after bowling week 1
 Low game of 115 on week 14 Low series of 380 on week 8 Low average of 155.80 after bowling week 8

High Scores by Game

Game #1: 220 on week 11 Game #2: 226 on week 13 Game #3: 224 on week 26

Note: This report includes information through March 16 which is Week 27 of 29



Monday 6:30 PM

Lanes 23 - 40

Note: This report includes information through March 16 which is Week 27 of 29

Justin B. Bossert's Bowling Record - Team 10: Apollo/Chucks Sprinklers

Week No.	Bowling Date	Old Ave	Old HDCP	HDCP				HDCP		---Average Change---			High Game	High Sers	HDCP Game	HDCP Sers			
				-1-	-2-	-3-	Total	Total	Pins	Gms	New	Old					+/-		
1	09/09/19	bk210	0				0	0	0	0	0	-	0.00	=	0.00	0	0		
2	09/16/19	bk210	18	215	191	201	607	661	607	3	202.33	-	0.00	=	202.33	215	607		
3	09/23/19	bk210	18	229	204	212	645	699	1252	6	208.67	-	202.33	=	6.33	229	645		
4	09/30/19	bk210	18	214	135	183	532	586	1784	9	198.22	-	208.67	=	-10.44	229	645		
5	10/07/19	198	28	200	204	227	631	715	2415	12	201.25	-	198.22	=	3.03	229	645	255	715
6	10/14/19	201	26	194	200	187	581	659	2996	15	199.73	-	201.25	=	-1.52	229	645	255	715
7	10/21/19	199	27	254	208	205	667	748	3663	18	203.50	-	199.73	=	3.77	254	667	281	748
8	10/28/19	203	24	242	237	266	745	817	4408	21	209.90	-	203.50	=	6.40	266	745	290	817
745 --- 700 Series (215 Ave or Less) -- Local Assoc. Awards																			
9	11/04/19	209	18	227	213	247	687	741	5095	24	212.29	-	209.90	=	2.39	266	745	290	817
10	11/11/19	212	16	206	194	184	584	632	5679	27	210.33	-	212.29	=	-1.96	266	745	290	817

End of 1st part

11	11/18/19	210	18	189	185	213	587	641	6266	30	208.87	-	210.33	=	-1.47	266	745	290	817
12	11/25/19	208	19	203	256	167	626	683	6892	33	208.85	-	208.87	=	-0.02	266	745	290	817
13	12/02/19	208	0				0	0	6892	33	208.85	-	208.85	=	0.00	266	745	290	817
14	12/09/19	208	19	264	202	184	650	707	7542	36	209.50	-	208.85	=	0.65	266	745	290	817
15	12/16/19	209	18	206	196	171	573	627	8115	39	208.08	-	209.50	=	-1.42	266	745	290	817
16	12/23/19	208	0				0	0	8115	39	208.08	-	208.08	=	0.00	266	745	290	817
0	12/30/19	208	0				0	0	8115	39	208.08	-	208.08	=	0.00	266	745	290	817
17	01/06/20	208	19	193	246	177	616	673	8731	42	207.88	-	208.08	=	-0.20	266	745	290	817
18	01/13/20	207	20	231	187	229	647	707	9378	45	208.40	-	207.88	=	0.52	266	745	290	817
19	01/20/20	208	19	234	268	226	728	785	10106	48	210.54	-	208.40	=	2.14	268	745	290	817
728 --- 700 Series (215 Ave or Less) -- Local Assoc. Awards																			

End of 2nd part

20	01/27/20	210	18	200	199	243	642	696	10748	51	210.75	-	210.54	=	0.20	268	745	290	817
21	02/03/20	210	18	219	210	206	635	689	11383	54	210.80	-	210.75	=	0.05	268	745	290	817
22	02/10/20	210	18	227	169	208	604	658	11987	57	210.30	-	210.80	=	-0.50	268	745	290	817
23	02/17/20	210	18	180	215	166	561	615	12548	60	209.13	-	210.30	=	-1.16	268	745	290	817
24	02/24/20	209	18	245	229	205	679	733	13227	63	209.95	-	209.13	=	0.82	268	745	290	817
25	03/02/20	209	18	202	224	178	604	658	13831	66	209.56	-	209.95	=	-0.39	268	745	290	817
26	03/09/20	209	18	a199	a199	a199	597	651	13831	66	209.56	-	209.56	=	0.00	268	745	290	817
27	03/16/20	209	18	229	196	205	630	684	14461	69	209.58	-	209.56	=	0.02	268	745	290	817

<u><100</u>	<u>100's</u>	<u>125's</u>	<u>150's</u>	<u>175's</u>	<u>200's</u>	<u>225's</u>	<u>250's</u>	<u>275's</u>	<u>300's</u>
		1	4	17	26	16	5		
<u><400</u>	<u>400's</u>	<u>450's</u>	<u>500's</u>	<u>550's</u>	<u>600's</u>	<u>650's</u>	<u>700's</u>	<u>750's</u>	<u>800's</u>
			1	5	11	4	2		
<u>Ave of Game 1</u>			<u>Ave of Game 2</u>			<u>Ave of Game 3</u>			
217.52			207.30			203.91			

High game of **268** on week **20** High series of **745** on week **8** High average of **212.29** after bowling week **9**
 Low game of **135** on week **4** Low series of **532** on week **4** Low average of **198.22** after bowling week **4**

High Scores by Game

Game #1: **264** on week **14** Game #2: **268** on week **20** Game #3: **266** on week **8**

Industrial League 2019-20

Monday 6:30 PM

Lanes 23 - 40

Note: This report includes information through March 16 which is Week 27 of 29

