

Note: This report includes information through March 16 which is Week 27 of 29

## Charles K. Jokisaari's Bowling Record - Team 9: Players

Week No.	Bowling Date	Old Ave	Old HDCP	-1- -2- -3-			Total	HDCP		Pins Gms		---Average Change---			High Game	High Sers	HDCP Game	HDCP Sers	
				-1-	-2-	-3-		Total	Pins	Gms	New	Old	----> +/-						
1	09/09/19	bk169	54	144	155	139	438	600	438	3	146.00	-	0.00	=	146.00	155	438		
2	09/16/19	bk169	54	160	<b>173</b>	<b>145</b>	478	<b>640</b>	916	6	152.67	-	146.00	=	6.67	173	478		
3	09/23/19	bk169	54	<b>176</b>	141	<b>179</b>	496	<b>658</b>	1412	9	156.89	-	152.67	=	4.22	179	496		
4	09/30/19	156	66	124	<b>136</b>	<b>182</b>	442	<b>640</b>	1854	12	154.50	-	156.89	=	-2.39	182	496	248	640
5	10/07/19	154	68	153	<b>158</b>	160	471	<b>675</b>	2325	15	155.00	-	154.50	=	0.50	182	496	248	675
6	10/14/19	155	0				0	0	2325	15	155.00	-	155.00	=	0.00	182	496	248	675
7	10/21/19	155	67	<b>144</b>	148	<b>149</b>	441	642	2766	18	153.67	-	155.00	=	-1.33	182	496	248	675
8	10/28/19	153	69	<b>149</b>	115	<b>146</b>	410	617	3176	21	151.24	-	153.67	=	-2.43	182	496	248	675
9	11/04/19	151	71	139	<b>161</b>	<b>157</b>	457	<b>670</b>	3633	24	151.38	-	151.24	=	0.14	182	496	248	675
10	11/11/19	151	71	<b>178</b>	<b>188</b>	150	516	<b>729</b>	4149	27	153.67	-	151.38	=	2.29	188	516	259	729

### End of 1st part

11	11/18/19	153	69	<b>160</b>	<b>186</b>	<b>146</b>	492	<b>699</b>	4641	30	154.70	-	153.67	=	1.03	188	516	259	729
12	11/25/19	154	68	142	<b>169</b>	<b>170</b>	481	685	5122	33	155.21	-	154.70	=	0.51	188	516	259	729
13	12/02/19	155	67	<b>165</b>	180	156	501	<b>702</b>	5623	36	156.19	-	155.21	=	0.98	188	516	259	729
14	12/09/19	156	66	<b>161</b>	<b>184</b>	<b>146</b>	491	<b>689</b>	6114	39	156.77	-	156.19	=	0.57	188	516	259	729
15	12/16/19	156	66	<b>168</b>	<b>161</b>	<b>204</b>	533	<b>731</b>	6647	42	158.26	-	156.77	=	1.49	204	533	270	731
				<b>204 --- 200 Game (160 Ave or Less) -- Local Assoc. Awards</b>															
16	12/23/19	158	64	<b>216</b>	177	167	560	<b>752</b>	7207	45	160.16	-	158.26	=	1.89	216	560	280	752
				<b>216 --- 200 Game (160 Ave or Less) -- Local Assoc. Awards</b>															
0	12/30/19	160	0				0	0	7207	45	160.16	-	160.16	=	0.00	216	560	280	752
17	01/06/20	160	63	<b>147</b>	<b>233</b>	138	518	<b>707</b>	7725	48	160.94	-	160.16	=	0.78	233	560	296	752
				<b>233 --- 200 Game (160 Ave or Less) -- Local Assoc. Awards</b>															
18	01/13/20	160	63	<b>149</b>	<b>216</b>	<b>193</b>	558	<b>747</b>	8283	51	162.41	-	160.94	=	1.47	233	560	296	752
				<b>216 --- 200 Game (160 Ave or Less) -- Local Assoc. Awards</b>															
19	01/20/20	162	61	<b>179</b>	<b>225</b>	171	575	<b>758</b>	8858	54	164.04	-	162.41	=	1.63	233	575	296	758

### End of 2nd part

20	01/27/20	164	59	<b>181</b>	<b>183</b>	<b>188</b>	552	<b>729</b>	9410	57	165.09	-	164.04	=	1.05	233	575	296	758
21	02/03/20	165	58	124	<b>165</b>	151	440	614	9850	60	164.17	-	165.09	=	-0.92	233	575	296	758
22	02/10/20	164	59	147	<b>201</b>	<b>193</b>	541	<b>718</b>	10391	63	164.94	-	164.17	=	0.77	233	575	296	758
23	02/17/20	164	0				0	0	10391	63	164.94	-	164.94	=	0.00	233	575	296	758
24	02/24/20	164	59	162	<b>170</b>	167	499	676	10890	66	165.00	-	164.94	=	0.06	233	575	296	758
25	03/02/20	165	58	<b>157</b>	<b>170</b>	132	459	633	11349	69	164.48	-	165.00	=	-0.52	233	575	296	758
26	03/09/20	164	59	<b>170</b>	<b>181</b>	155	506	683	11855	72	164.65	-	164.48	=	0.17	233	575	296	758
27	03/16/20	164	59	<b>170</b>	<b>156</b>	163	489	666	12344	75	164.59	-	164.65	=	-0.07	233	575	296	758

### Summary

<u>&lt;100</u>	<u>100's</u>	<u>125's</u>	<u>150's</u>	<u>175's</u>	<u>200's</u>	<u>225's</u>	<u>250's</u>	<u>275's</u>	<u>300's</u>
	3	19	31	16	4	2			
<u>&lt;400</u>	<u>400's</u>	<u>450's</u>	<u>500's</u>	<u>550's</u>	<u>600's</u>	<u>650's</u>	<u>700's</u>	<u>750's</u>	<u>800's</u>
	5	10	6	4					

<u>Ave of Game 1</u>	<u>Ave of Game 2</u>	<u>Ave of Game 3</u>
158.60	173.28	161.88

High game of **233** on week **18**      High series of **575** on week **20**      High average of **165.09** after bowling week **21**  
 Low game of **115** on week **8**      Low series of **410** on week **8**      Low average of **146.00** after bowling week **1**

High Scores by Game

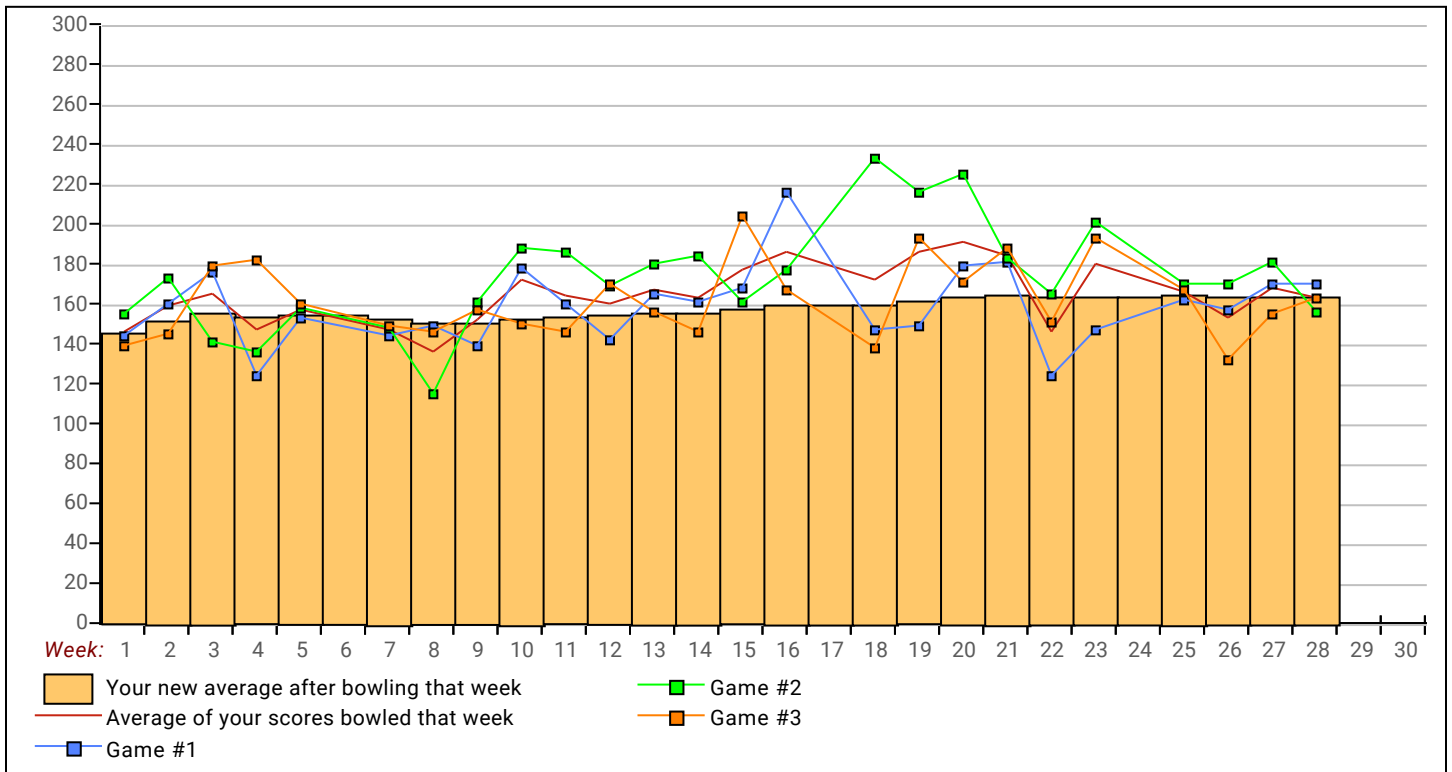
Game #1: **216** on week **16**    Game #2: **233** on week **18**    Game #3: **204** on week **15**

# Industrial League 2019-20

Monday 6:30 PM

Lanes 23 - 40

Note: This report includes information through March 16 which is Week 27 of 29



Note: This report includes information through March 16 which is Week 27 of 29

## Jeff C. Larsen's Bowling Record - Team 9: Players

Week No.	Bowling Date	Old Ave	Old HDCP	Old			Total	HDCP Total	Pins Gms		---Average Change---			High Game	High Sers	HDCP Game	HDCP Sers		
				-1-	-2-	-3-			New	Old	+/-								
1	09/09/19	bk173	51	124	173	<b>190</b>	487	640	487	3	162.33	-	0.00	=	162.33	190	487		
2	09/16/19	bk173	51	<b>181</b>	<b>133</b>	<b>176</b>	490	<b>643</b>	977	6	162.83	-	162.33	=	0.50	190	490		
3	09/23/19	bk173	51	<b>201</b>	<b>172</b>	<b>214</b>	587	<b>740</b>	1564	9	173.78	-	162.83	=	10.94	214	587		
4	09/30/19	173	51	143	<b>172</b>	133	448	601	2012	12	167.67	-	173.78	=	-6.11	214	587	223	601
5	10/07/19	167	56	154	<b>170</b>	136	460	628	2472	15	164.80	-	167.67	=	-2.87	214	587	226	628
6	10/14/19	164	59	151	<b>166</b>	119	436	613	2908	18	161.56	-	164.80	=	-3.24	214	587	226	628
7	10/21/19	161	62	168	<b>131</b>	<b>171</b>	470	<b>656</b>	3378	21	160.86	-	161.56	=	-0.70	214	587	233	656
8	10/28/19	160	63	<b>203</b>	<b>192</b>	155	550	<b>739</b>	3928	24	163.67	-	160.86	=	2.81	214	587	266	739
<b>203 --- 200 Game (160 Ave or Less) -- Local Assoc. Awards</b>																			
9	11/04/19	163	60	136	<b>245</b>	163	544	<b>724</b>	4472	27	165.63	-	163.67	=	1.96	245	587	305	739
10	11/11/19	165	58	<b>225</b>	<b>214</b>	<b>258</b>	697	<b>871</b>	5169	30	172.30	-	165.63	=	6.67	258	697	316	871
<b>697 --- 150 Pins Over Average - Series -- Local Assoc. Awards</b>																			
<b>697 --- 600 Series (175 Ave or Less) -- Local Assoc. Awards</b>																			

### End of 1st part

11	11/18/19	172	52	163	128	121	412	568	5581	33	169.12	-	172.30	=	-3.18	258	697	316	871
12	11/25/19	169	54	<b>190</b>	168	135	493	655	6074	36	168.72	-	169.12	=	-0.40	258	697	316	871
13	12/02/19	168	55	172	149	163	484	649	6558	39	168.15	-	168.72	=	-0.57	258	697	316	871
14	12/09/19	168	55	210	<b>227</b>	149	586	751	7144	42	170.10	-	168.15	=	1.94	258	697	316	871
15	12/16/19	170	54	<b>180</b>	169	<b>153</b>	502	<b>664</b>	7646	45	169.91	-	170.10	=	-0.18	258	697	316	871
16	12/23/19	169	54	147	168	164	479	641	8125	48	169.27	-	169.91	=	-0.64	258	697	316	871
0	12/30/19	169	0				0	0	8125	48	169.27	-	169.27	=	0.00	258	697	316	871
17	01/06/20	169	54	<b>191</b>	<b>161</b>	<b>178</b>	530	<b>692</b>	8655	51	169.71	-	169.27	=	0.44	258	697	316	871
18	01/13/20	169	54	<b>203</b>	127	<b>212</b>	542	<b>704</b>	9197	54	170.31	-	169.71	=	0.61	258	697	316	871
19	01/20/20	170	54	<b>196</b>	<b>182</b>	161	539	<b>701</b>	9736	57	170.81	-	170.31	=	0.49	258	697	316	871

### End of 2nd part

20	01/27/20	170	54	<b>201</b>	<b>224</b>	169	594	<b>756</b>	10330	60	172.17	-	170.81	=	1.36	258	697	316	871
21	02/03/20	172	52	a162	a162	a162	486	642	10330	60	172.17	-	172.17	=	0.00	258	697	316	871
22	02/10/20	172	52	<b>191</b>	<b>188</b>	142	521	<b>677</b>	10851	63	172.24	-	172.17	=	0.07	258	697	316	871
23	02/17/20	172	52	<b>181</b>	<b>193</b>	<b>201</b>	575	<b>731</b>	11426	66	173.12	-	172.24	=	0.88	258	697	316	871
24	02/24/20	173	51	a163	a163	a163	489	642	11426	66	173.12	-	173.12	=	0.00	258	697	316	871
25	03/02/20	173	51	<b>148</b>	166	<b>212</b>	526	679	11952	69	173.22	-	173.12	=	0.10	258	697	316	871
26	03/09/20	173	51	<b>197</b>	<b>181</b>	<b>187</b>	565	<b>718</b>	12517	72	173.85	-	173.22	=	0.63	258	697	316	871
27	03/16/20	173	51	141	175	131	447	600	12964	75	172.85	-	173.85	=	-0.99	258	697	316	871

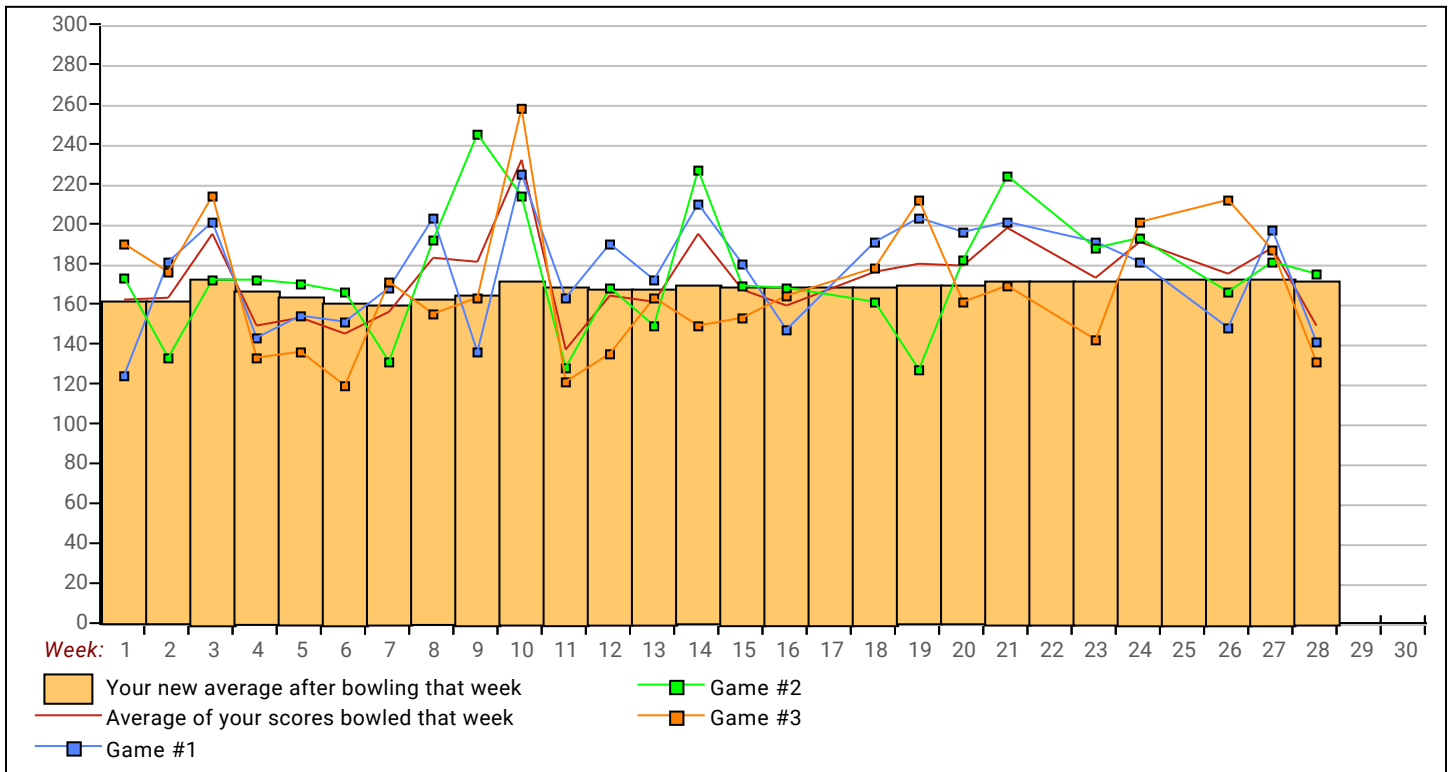
<u>&lt;100</u>	<u>100's</u>	<u>125's</u>	<u>150's</u>	<u>175's</u>	<u>200's</u>	<u>225's</u>	<u>250's</u>	<u>275's</u>	<u>300's</u>
	3	16	23	18	11	3	1		
<u>&lt;400</u>	<u>400's</u>	<u>450's</u>	<u>500's</u>	<u>550's</u>	<u>600's</u>	<u>650's</u>	<u>700's</u>	<u>750's</u>	<u>800's</u>
	4	7	7	6		1			
<u>Ave of Game 1</u>			<u>Ave of Game 2</u>			<u>Ave of Game 3</u>			
175.88			174.96			167.72			

High game of **258** on week **10**      High series of **697** on week **10**      High average of **173.85** after bowling week **27**  
 Low game of **119** on week **6**      Low series of **412** on week **11**      Low average of **160.86** after bowling week **7**

High Scores by Game

Game #1: **225** on week **10**    Game #2: **245** on week **9**    Game #3: **258** on week **10**

Note: This report includes information through March 16 which is Week 27 of 29



Note: This report includes information through March 16 which is Week 27 of 29

### Aaron V. Prichett's Bowling Record - Team 9: Players

Week No.	Bowling Date	Old Ave	Old HDCP	HDCP				---Average Change---			High Game	High Sers	HDCP Game	HDCP Sers	
				-1-	-2-	-3-	Total	Total	Pins	Gms					New - Old
1	09/09/19	bk176	0				0	0	0	0	- 0.00 = 0.00	0	0		
2	09/16/19	bk176	0				0	0	0	0	- 0.00 = 0.00	0	0		
3	09/23/19	bk176	0				0	0	0	0	- 0.00 = 0.00	0	0		
4	09/30/19	bk176	0				0	0	0	0	- 0.00 = 0.00	0	0		
5	10/07/19	bk176	0				0	0	0	0	- 0.00 = 0.00	0	0		
6	10/14/19	bk176	0				0	0	0	0	- 0.00 = 0.00	0	0		
7	10/21/19	bk176	0				0	0	0	0	- 0.00 = 0.00	0	0		
8	10/28/19	bk176	0				0	0	0	0	- 0.00 = 0.00	0	0		
9	11/04/19	bk176	0				0	0	0	0	- 0.00 = 0.00	0	0		
10	11/11/19	bk176	0				0	0	0	0	- 0.00 = 0.00	0	0		

#### End of 1st part

11	11/18/19	bk176	48	169	181	149	499	643	499	3	166.33	- 0.00 = 166.33	181	499		
12	11/25/19	bk176	0				0	0	499	3	166.33	- 166.33 = 0.00	181	499		
13	12/02/19	bk176	0				0	0	499	3	166.33	- 166.33 = 0.00	181	499		
14	12/09/19	bk176	0				0	0	499	3	166.33	- 166.33 = 0.00	181	499		
15	12/16/19	bk176	0				0	0	499	3	166.33	- 166.33 = 0.00	181	499		
16	12/23/19	bk176	0				0	0	499	3	166.33	- 166.33 = 0.00	181	499		
0	12/30/19	bk176	0				0	0	499	3	166.33	- 166.33 = 0.00	181	499		
17	01/06/20	bk176	0				0	0	499	3	166.33	- 166.33 = 0.00	181	499		
18	01/13/20	bk176	0				0	0	499	3	166.33	- 166.33 = 0.00	181	499		
19	01/20/20	bk176	0				0	0	499	3	166.33	- 166.33 = 0.00	181	499		

#### End of 2nd part

20	01/27/20	bk176	0				0	0	499	3	166.33	- 166.33 = 0.00	181	499		
21	02/03/20	bk176	48	223	<b>220</b>	153	596	<b>740</b>	1095	6	182.50	- 166.33 = 16.17	223	596		
22	02/10/20	bk176	48	171	<b>180</b>	145	496	<b>640</b>	1591	9	176.78	- 182.50 = -5.72	223	596		
23	02/17/20	176	48	<b>190</b>	<b>216</b>	<b>194</b>	600	<b>744</b>	2191	12	182.58	- 176.78 = 5.81	223	600	264	744
24	02/24/20	182	0				0	0	2191	12	182.58	- 182.58 = 0.00	223	600	264	744
25	03/02/20	182	43	140	206	190	536	665	2727	15	181.80	- 182.58 = -0.78	223	600	264	744
26	03/09/20	181	0				0	0	2727	15	181.80	- 181.80 = 0.00	223	600	264	744
27	03/16/20	181	44				0	0	2727	15	181.80	- 181.80 = 0.00	223	600	264	744

#### Summary Statistics

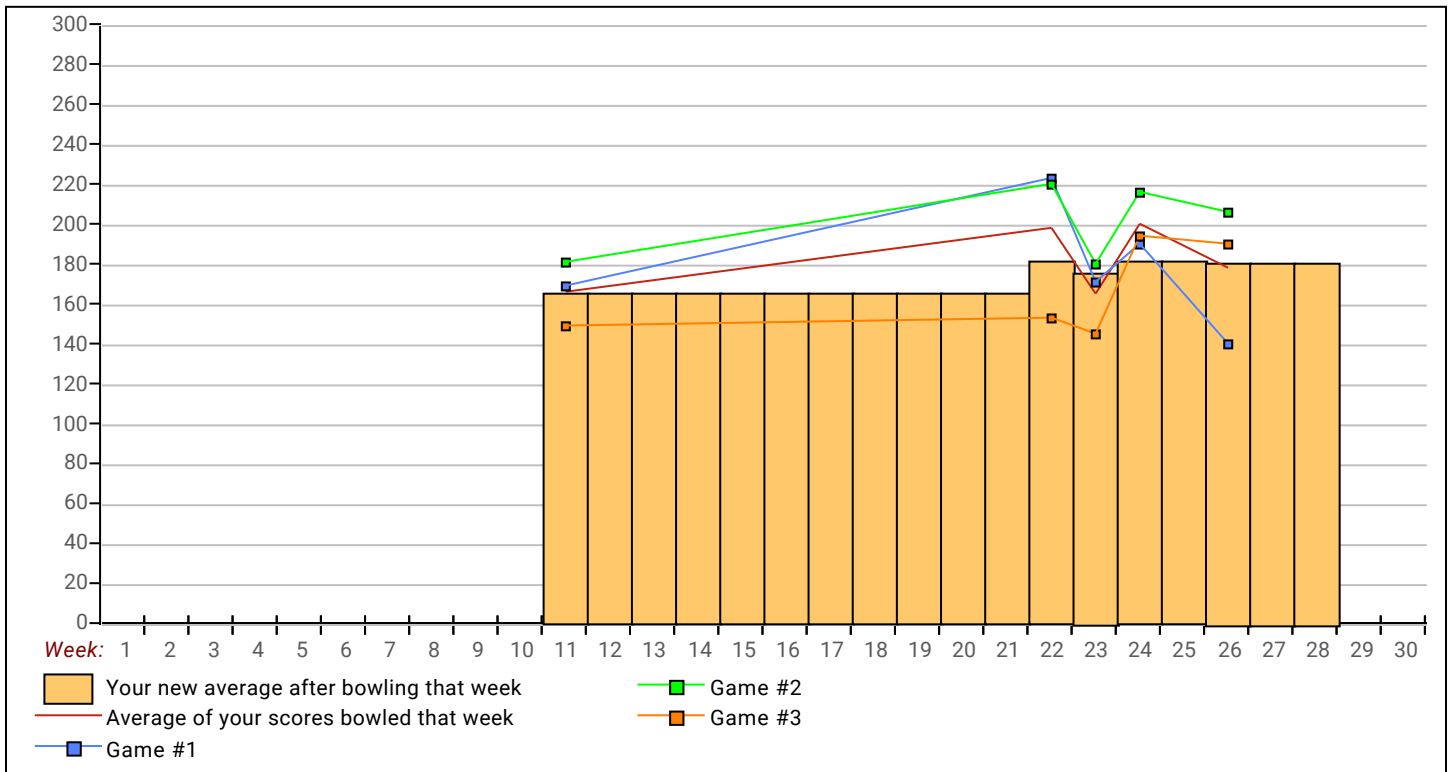
<u>&lt;100</u>	<u>100's</u>	<u>125's</u>	<u>150's</u>	<u>175's</u>	<u>200's</u>	<u>225's</u>	<u>250's</u>	<u>275's</u>	<u>300's</u>
		3	3	5	4				
<u>&lt;400</u>	<u>400's</u>	<u>450's</u>	<u>500's</u>	<u>550's</u>	<u>600's</u>	<u>650's</u>	<u>700's</u>	<u>750's</u>	<u>800's</u>
		2	1	1	1				
<u>Ave of Game 1</u>			<u>Ave of Game 2</u>			<u>Ave of Game 3</u>			
178.60			200.60			166.20			

High game of **223** on week **22**      High series of **600** on week **24**      High average of **182.58** after bowling week **24**  
 Low game of **140** on week **26**      Low series of **496** on week **23**      Low average of **166.33** after bowling week **11**

High Scores by Game

Game #1: **223** on week **22**    Game #2: **220** on week **22**    Game #3: **194** on week **24**

Note: This report includes information through March 16 which is Week 27 of 29



Monday 6:30 PM

Lanes 23 - 40

Note: This report includes information through March 16 which is Week 27 of 29

## Dave R. Price's Bowling Record - Team 9: Players

Week No.	Bowling Date	Old Ave	Old HDCP	Old			Total	HDCP		Pins		Gms	---Average Change---			High Game	High Sers	HDCP Game	HDCP Sers
				-1-	-2-	-3-		Total	Total	New	Old		Change						
1	09/09/19	bk200	27	205	269	228	702	783	702	3	234.00	-	0.00	=	234.00	269	702		
2	09/16/19	bk200	27	214	128	195	537	618	1239	6	206.50	-	234.00	=	-27.50	269	702		
3	09/23/19	bk200	27	195	248	215	658	739	1897	9	210.78	-	206.50	=	4.28	269	702		
4	09/30/19	210	0				0	0	1897	9	210.78	-	210.78	=	0.00	269	702		
5	10/07/19	210	0				0	0	1897	9	210.78	-	210.78	=	0.00	269	702		
6	10/14/19	210	18	216	236	206	658	712	2555	12	212.92	-	210.78	=	2.14	269	702	254	712
7	10/21/19	212	16	202	226	169	597	645	3152	15	210.13	-	212.92	=	-2.78	269	702	254	712
8	10/28/19	210	18	210	198	184	592	646	3744	18	208.00	-	210.13	=	-2.13	269	702	254	712
9	11/04/19	208	19	188	159	232	579	636	4323	21	205.86	-	208.00	=	-2.14	269	702	254	712
10	11/11/19	205	22	151	182	220	553	619	4876	24	203.17	-	205.86	=	-2.69	269	702	254	712

### End of 1st part

11	11/18/19	203	0				0	0	4876	24	203.17	-	203.17	=	0.00	269	702	254	712
12	11/25/19	203	0				0	0	4876	24	203.17	-	203.17	=	0.00	269	702	254	712
13	12/02/19	203	0				0	0	4876	24	203.17	-	203.17	=	0.00	269	702	254	712
14	12/09/19	203	24	205	224	204	633	705	5509	27	204.04	-	203.17	=	0.87	269	702	254	712
15	12/16/19	204	23	203	206	177	586	655	6095	30	203.17	-	204.04	=	-0.87	269	702	254	712
16	12/23/19	203	24	171	186	232	589	661	6684	33	202.55	-	203.17	=	-0.62	269	702	256	712
0	12/30/19	202	0				0	0	6684	33	202.55	-	202.55	=	0.00	269	702	256	712
17	01/06/20	202	25	177	162	182	521	596	7205	36	200.14	-	202.55	=	-2.41	269	702	256	712
18	01/13/20	200	0				0	0	7205	36	200.14	-	200.14	=	0.00	269	702	256	712
19	01/20/20	200	27	126	162	152	440	521	7645	39	196.03	-	200.14	=	-4.11	269	702	256	712

### End of 2nd part

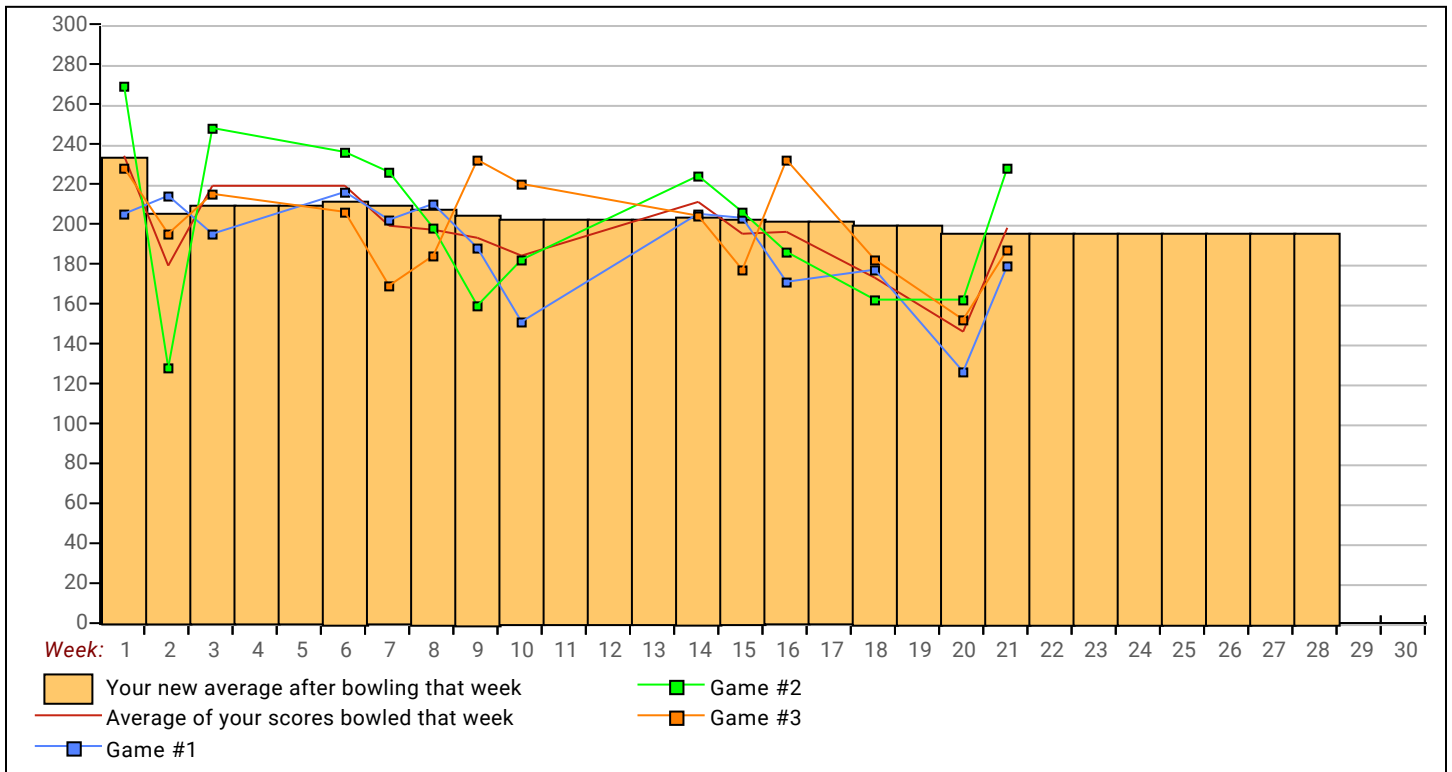
20	01/27/20	196	30	179	228	187	594	684	8239	42	196.17	-	196.03	=	0.14	269	702	258	712
21	02/03/20	196	0				0	0	8239	42	196.17	-	196.17	=	0.00	269	702	258	712
22	02/10/20	196	0				0	0	8239	42	196.17	-	196.17	=	0.00	269	702	258	712
23	02/17/20	196	0				0	0	8239	42	196.17	-	196.17	=	0.00	269	702	258	712
24	02/24/20	196	0				0	0	8239	42	196.17	-	196.17	=	0.00	269	702	258	712
25	03/02/20	196	0				0	0	8239	42	196.17	-	196.17	=	0.00	269	702	258	712
26	03/09/20	196	0				0	0	8239	42	196.17	-	196.17	=	0.00	269	702	258	712
27	03/16/20	196	30				0	0	8239	42	196.17	-	196.17	=	0.00	269	702	258	712

<u>&lt;100</u>	<u>100's</u>	<u>125's</u>	<u>150's</u>	<u>175's</u>	<u>200's</u>	<u>225's</u>	<u>250's</u>	<u>275's</u>	<u>300's</u>
		2	7	12	13	7	1		
<u>&lt;400</u>	<u>400's</u>	<u>450's</u>	<u>500's</u>	<u>550's</u>	<u>600's</u>	<u>650's</u>	<u>700's</u>	<u>750's</u>	<u>800's</u>
	1		2	7	1	2	1		
<u>Ave of Game 1</u>			<u>Ave of Game 2</u>			<u>Ave of Game 3</u>			
188.71			201.00			198.79			

High game of 269 on week 1      High series of 702 on week 1      High average of 234.00 after bowling week 1  
 Low game of 126 on week 20      Low series of 440 on week 20      Low average of 196.03 after bowling week 20

High Scores by Game  
 Game #1: 216 on week 6    Game #2: 269 on week 1    Game #3: 232 on week 9

Note: This report includes information through March 16 which is Week 27 of 29





Monday 6:30 PM

Lanes 23 - 40

Note: This report includes information through March 16 which is Week 27 of 29

## Robert Garrison's Bowling Record - Team 9: Players

Week No.	Bowling Date	Old Ave	Old HDCP	Old			HDCP		Pins Gms		---Average Change---			High Game	High Sers	HDCP Game	HDCP Sers		
				-1-	-2-	-3-	Total	Total	New	Old	+	-							
1	09/09/19	bk218	10	215	204	185	604	634	604	3	201.33	-	0.00	=	201.33	215	604		
2	09/16/19	bk218	0				0	0	604	3	201.33	-	201.33	=	0.00	215	604		
3	09/23/19	bk218	0				0	0	604	3	201.33	-	201.33	=	0.00	215	604		
4	09/30/19	bk218	10	213	258	227	698	728	1302	6	217.00	-	201.33	=	15.67	258	698		
5	10/07/19	bk218	10	198	214	181	593	623	1895	9	210.56	-	217.00	=	-6.44	258	698		
6	10/14/19	210	18	238	188	225	651	705	2546	12	212.17	-	210.56	=	1.61	258	698	256	705
7	10/21/19	212	16	199	249	225	673	721	3219	15	214.60	-	212.17	=	2.43	258	698	265	721
8	10/28/19	214	0				0	0	3219	15	214.60	-	214.60	=	0.00	258	698	265	721
9	11/04/19	214	14	161	183	215	559	601	3778	18	209.89	-	214.60	=	-4.71	258	698	265	721
10	11/11/19	209	0				0	0	3778	18	209.89	-	209.89	=	0.00	258	698	265	721

### End of 1st part

11	11/18/19	209	18	212	241	255	708	762	4486	21	213.62	-	209.89	=	3.73	258	708	273	762
				<b>708 --- 700 Series (215 Ave or Less) -- Local Assoc. Awards</b>															
12	11/25/19	213	15	267	225	227	719	764	5205	24	216.88	-	213.62	=	3.26	267	719	282	764
				<b>719 --- 700 Series (215 Ave or Less) -- Local Assoc. Awards</b>															
13	12/02/19	216	12	a206	a206	a206	618	654	5205	24	216.88	-	216.88	=	0.00	267	719	282	764
14	12/09/19	216	12	172	178	203	553	589	5758	27	213.26	-	216.88	=	-3.62	267	719	282	764
15	12/16/19	213	15	230	170	207	607	652	6365	30	212.17	-	213.26	=	-1.09	267	719	282	764
16	12/23/19	212	16	194	192	246	632	680	6997	33	212.03	-	212.17	=	-0.14	267	719	282	764
0	12/30/19	212	0				0	0	6997	33	212.03	-	212.03	=	0.00	267	719	282	764
17	01/06/20	212	16	172	170	243	585	633	7582	36	210.61	-	212.03	=	-1.42	267	719	282	764
18	01/13/20	210	18	268	183	205	656	710	8238	39	211.23	-	210.61	=	0.62	268	719	286	764
19	01/20/20	211	17	217	210	196	623	674	8861	42	210.98	-	211.23	=	-0.25	268	719	286	764

### End of 2nd part

20	01/27/20	210	18	158	202	163	523	577	9384	45	208.53	-	210.98	=	-2.44	268	719	286	764
21	02/03/20	208	0				0	0	9384	45	208.53	-	208.53	=	0.00	268	719	286	764
22	02/10/20	208	0				0	0	9384	45	208.53	-	208.53	=	0.00	268	719	286	764
23	02/17/20	208	0				0	0	9384	45	208.53	-	208.53	=	0.00	268	719	286	764
24	02/24/20	208	0				0	0	9384	45	208.53	-	208.53	=	0.00	268	719	286	764
25	03/02/20	208	19	183	218	160	561	618	9945	48	207.19	-	208.53	=	-1.35	268	719	286	764
26	03/09/20	207	20	213	211	199	623	683	10568	51	207.22	-	207.19	=	0.03	268	719	286	764
27	03/16/20	207	20				0	0	10568	51	207.22	-	207.22	=	0.00	268	719	286	764

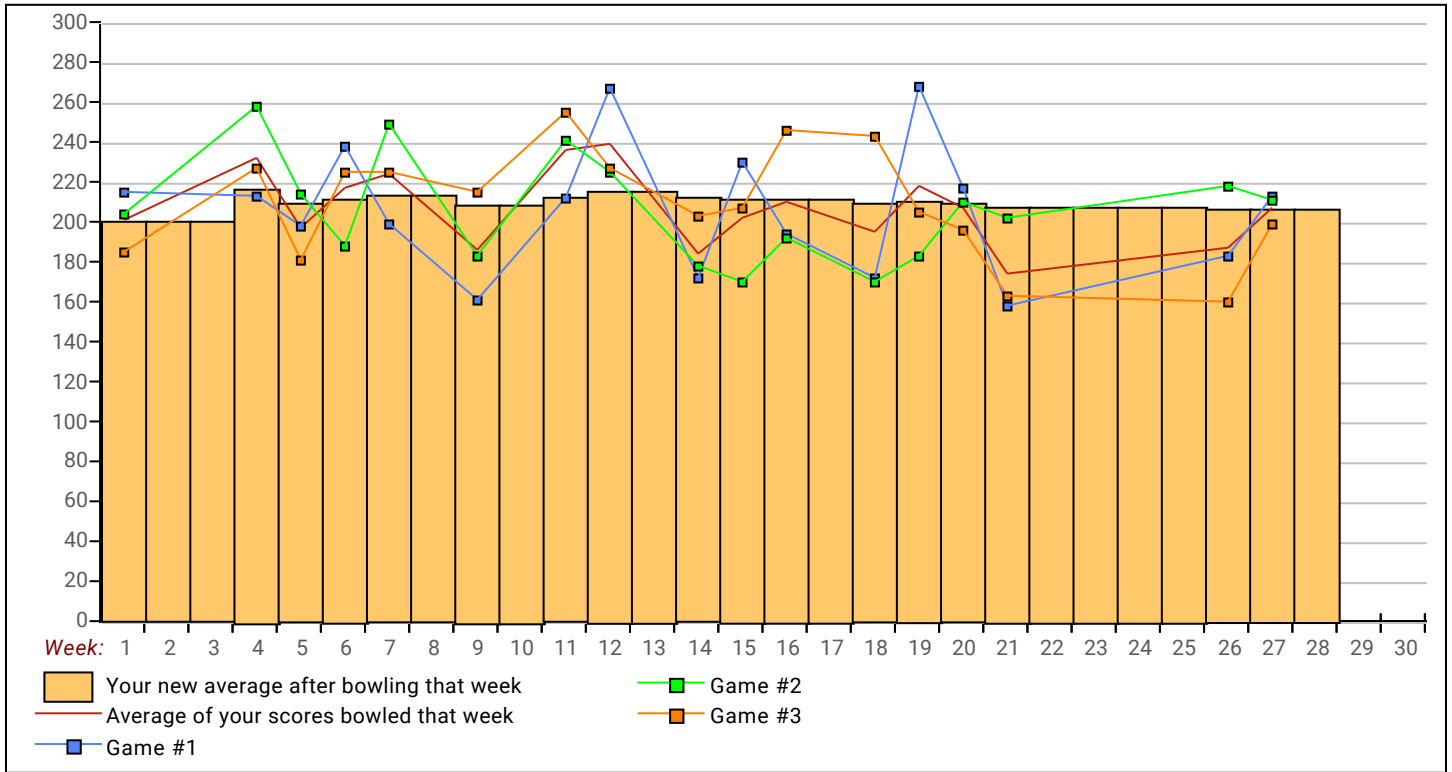
<u>&lt;100</u>	<u>100's</u>	<u>125's</u>	<u>150's</u>	<u>175's</u>	<u>200's</u>	<u>225's</u>	<u>250's</u>	<u>275's</u>	<u>300's</u>
			8	13	15	11	4		
<u>&lt;400</u>	<u>400's</u>	<u>450's</u>	<u>500's</u>	<u>550's</u>	<u>600's</u>	<u>650's</u>	<u>700's</u>	<u>750's</u>	<u>800's</u>
			1	5	5	4	2		
			<u>Ave of Game 1</u>	<u>Ave of Game 2</u>	<u>Ave of Game 3</u>				
			206.47	205.65	209.53				

High game of **268** on week **19**      High series of **719** on week **12**      High average of **217.00** after bowling week **4**  
 Low game of **158** on week **21**      Low series of **523** on week **21**      Low average of **201.33** after bowling week **1**

High Scores by Game

Game #1: **268** on week **19**    Game #2: **258** on week **4**    Game #3: **255** on week **11**

Note: This report includes information through March 16 which is Week 27 of 29



Monday 6:30 PM

Lanes 23 - 40

Note: This report includes information through March 16 which is Week 27 of 29

## Jeff V. Cecil's Bowling Record - Team 9: Players

Week No.	Bowling Date	Old Ave	Old HDCP	-1- -2- -3-			Total	HDCP Total		Pins Gms		---Average Change---			High Game	High Sers	HDCP Game	HDCP Sers	
1	09/09/19	0	0				0	0	0	0		-	0.00	=	0.00	0	0		
2	09/16/19	0	0				0	0	0	0		-	0.00	=	0.00	0	0		
3	09/23/19	177	47	145	184	<b>203</b>	532	673	532	3	177.33	-	0.00	=	177.33	203	532		
4	09/30/19	177	0				0	0	532	3	177.33	-	177.33	=	0.00	203	532		
5	10/07/19	177	47	167	<b>189</b>	177	533	674	1065	6	177.50	-	177.33	=	0.17	203	533		
6	10/14/19	177	0				0	0	1065	6	177.50	-	177.50	=	0.00	203	533		
7	10/21/19	177	0				0	0	1065	6	177.50	-	177.50	=	0.00	203	533		
8	10/28/19	177	0				0	0	1065	6	177.50	-	177.50	=	0.00	203	533		
9	11/04/19	177	0				0	0	1065	6	177.50	-	177.50	=	0.00	203	533		
10	11/11/19	177	0				0	0	1065	6	177.50	-	177.50	=	0.00	203	533		

### End of 1st part

11	11/18/19	177	0				0	0	1065	6	177.50	-	177.50	=	0.00	203	533		
12	11/25/19	177	0				0	0	1065	6	177.50	-	177.50	=	0.00	203	533		
13	12/02/19	177	47	<b>238</b>	196	<b>217</b>	651	<b>792</b>	1716	9	190.67	-	177.50	=	13.17	238	651		
14	12/09/19	190	0				0	0	1716	9	190.67	-	190.67	=	0.00	238	651		
15	12/16/19	190	0				0	0	1716	9	190.67	-	190.67	=	0.00	238	651		
16	12/23/19	190	0				0	0	1716	9	190.67	-	190.67	=	0.00	238	651		
0	12/30/19	190	0				0	0	1716	9	190.67	-	190.67	=	0.00	238	651		
17	01/06/20	190	0				0	0	1716	9	190.67	-	190.67	=	0.00	238	651		
18	01/13/20	190	0				0	0	1716	9	190.67	-	190.67	=	0.00	238	651		
19	01/20/20	190	0				0	0	1716	9	190.67	-	190.67	=	0.00	238	651		

### End of 2nd part

20	01/27/20	190	0				0	0	1716	9	190.67	-	190.67	=	0.00	238	651		
21	02/03/20	190	0				0	0	1716	9	190.67	-	190.67	=	0.00	238	651		
22	02/10/20	190	0				0	0	1716	9	190.67	-	190.67	=	0.00	238	651		
23	02/17/20	190	36	<b>223</b>	<b>236</b>	<b>233</b>	692	<b>800</b>	2408	12	200.67	-	190.67	=	10.00	238	692	272	800
24	02/24/20	200	27	<b>225</b>	<b>233</b>	247	705	<b>786</b>	3113	15	207.53	-	200.67	=	6.87	247	705	274	800
<b>705 --- 700 Series (215 Ave or Less) -- Local Assoc. Awards</b>																			
25	03/02/20	207	0				0	0	3113	15	207.53	-	207.53	=	0.00	247	705	274	800
26	03/09/20	207	20	215	233	198	646	706	3759	18	208.83	-	207.53	=	1.30	247	705	274	800
27	03/16/20	208	19	191	<b>278</b>	<b>280</b>	749	<b>806</b>	4508	21	214.67	-	208.83	=	5.83	280	749	299	806
<b>749 --- 700 Series (215 Ave or Less) -- Local Assoc. Awards</b>																			

### Summary Statistics

<u>&lt;100</u>	<u>100's</u>	<u>125's</u>	<u>150's</u>	<u>175's</u>	<u>200's</u>	<u>225's</u>	<u>250's</u>	<u>275's</u>	<u>300's</u>
		1	1	6	4	7		2	
<u>&lt;400</u>	<u>400's</u>	<u>450's</u>	<u>500's</u>	<u>550's</u>	<u>600's</u>	<u>650's</u>	<u>700's</u>	<u>750's</u>	<u>800's</u>
			2		1	2	2		
<u>Ave of Game 1</u>			<u>Ave of Game 2</u>			<u>Ave of Game 3</u>			
200.57			221.29			222.14			

High game of **280** on week **28**      High series of **749** on week **28**      High average of **214.67** after bowling week **28**  
 Low game of **145** on week **3**      Low series of **532** on week **3**      Low average of **177.33** after bowling week **3**

#### High Scores by Game

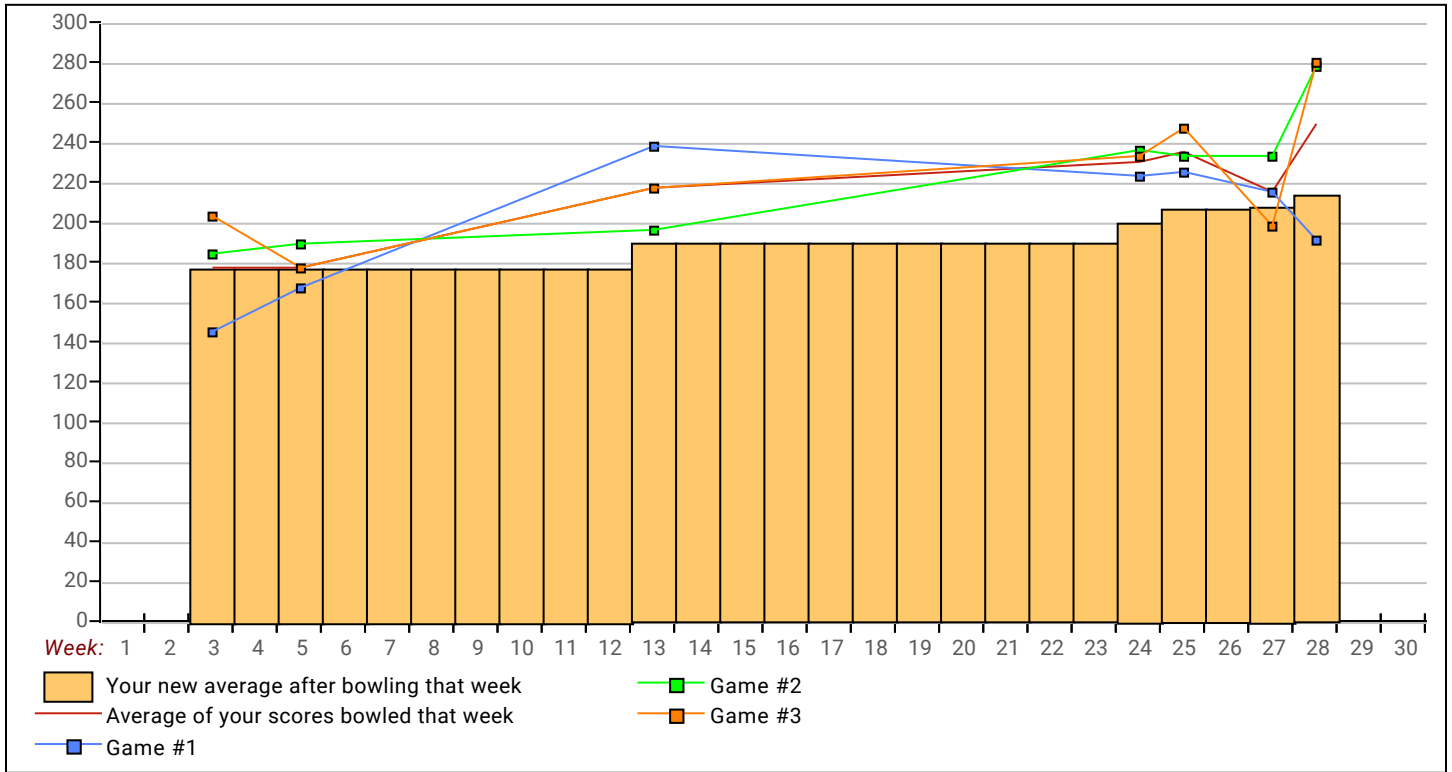
Game #1: **238** on week **13**    Game #2: **278** on week **28**    Game #3: **280** on week **28**

# Industrial League 2019-20

Monday 6:30 PM

Lanes 23 - 40

Note: This report includes information through March 16 which is Week 27 of 29



Note: This report includes information through March 16 which is Week 27 of 29

## Danny R. Pankowski's Bowling Record - Team 9: Players

Week No.	Bowling Date	Old Ave	Old HDCP	-1- -2- -3- Total				HDCP Total		Pins Gms		---Average Change---			High Game	High Sers	HDCP Game	HDCP Sers	
				-1-	-2-	-3-	Total	Total			New	Old	+/-						
1	09/09/19	bk207	0				0	0	0	0		-	0.00	=	0.00	0	0		
2	09/16/19	bk207	20	190	147	217	554	614	554	3	184.67	-	0.00	=	184.67	217	554		
3	09/23/19	bk207	0				0	0	554	3	184.67	-	184.67	=	0.00	217	554		
4	09/30/19	bk207	20	181	221	163	565	625	1119	6	186.50	-	184.67	=	1.83	221	565		
5	10/07/19	bk207	0				0	0	1119	6	186.50	-	186.50	=	0.00	221	565		
6	10/14/19	bk207	20	257	227	174	658	718	1777	9	197.44	-	186.50	=	10.94	257	658		
7	10/21/19	197	0				0	0	1777	9	197.44	-	197.44	=	0.00	257	658		
8	10/28/19	197	29	266	235	257	758	845	2535	12	211.25	-	197.44	=	13.81	266	758	295	845
9	11/04/19	211	0				0	0	2535	12	211.25	-	211.25	=	0.00	266	758	295	845
10	11/11/19	211	17	190	212	178	580	631	3115	15	207.67	-	211.25	=	-3.58	266	758	295	845

### End of 1st part

11	11/18/19	207	0				0	0	3115	15	207.67	-	207.67	=	0.00	266	758	295	845
12	11/25/19	207	20	131	210	201	542	602	3657	18	203.17	-	207.67	=	-4.50	266	758	295	845
13	12/02/19	203	0				0	0	3657	18	203.17	-	203.17	=	0.00	266	758	295	845
14	12/09/19	203	0				0	0	3657	18	203.17	-	203.17	=	0.00	266	758	295	845
15	12/16/19	203	0				0	0	3657	18	203.17	-	203.17	=	0.00	266	758	295	845
16	12/23/19	203	0				0	0	3657	18	203.17	-	203.17	=	0.00	266	758	295	845
0	12/30/19	203	0				0	0	3657	18	203.17	-	203.17	=	0.00	266	758	295	845
17	01/06/20	203	24	168	178	213	559	631	4216	21	200.76	-	203.17	=	-2.40	266	758	295	845
18	01/13/20	200	27	235	244	221	700	781	4916	24	204.83	-	200.76	=	4.07	266	758	295	845

700 --- 700 Series (215 Ave or Less) -- Local Assoc. Awards

19	01/20/20	204	23	249	182	181	612	681	5528	27	204.74	-	204.83	=	-0.09	266	758	295	845
----	----------	-----	----	-----	-----	-----	-----	-----	------	----	--------	---	--------	---	-------	-----	-----	-----	-----

### End of 2nd part

20	01/27/20	204	0				0	0	5528	27	204.74	-	204.74	=	0.00	266	758	295	845
21	02/03/20	204	23	203	245	220	668	737	6196	30	206.53	-	204.74	=	1.79	266	758	295	845
22	02/10/20	206	21	232	217	136	585	648	6781	33	205.48	-	206.53	=	-1.05	266	758	295	845
23	02/17/20	205	22	234	245	215	694	760	7475	36	207.64	-	205.48	=	2.15	266	758	295	845
24	02/24/20	207	20	259	198	255	712	772	8187	39	209.92	-	207.64	=	2.28	266	758	295	845

712 --- 700 Series (215 Ave or Less) -- Local Assoc. Awards

25	03/02/20	209	18	243	191	210	644	698	8831	42	210.26	-	209.92	=	0.34	266	758	295	845
26	03/09/20	210	0				0	0	8831	42	210.26	-	210.26	=	0.00	266	758	295	845
27	03/16/20	210	18	193	255	179	627	681	9458	45	210.18	-	210.26	=	-0.08	266	758	295	845

<u>&lt;100</u>	<u>100's</u>	<u>125's</u>	<u>150's</u>	<u>175's</u>	<u>200's</u>	<u>225's</u>	<u>250's</u>	<u>275's</u>	<u>300's</u>
		3	3	11	12	10	6		
<u>&lt;400</u>	<u>400's</u>	<u>450's</u>	<u>500's</u>	<u>550's</u>	<u>600's</u>	<u>650's</u>	<u>700's</u>	<u>750's</u>	<u>800's</u>
			1	5	3	3	2	1	
<u>Ave of Game 1</u>			<u>Ave of Game 2</u>			<u>Ave of Game 3</u>			
215.40			213.80			201.33			

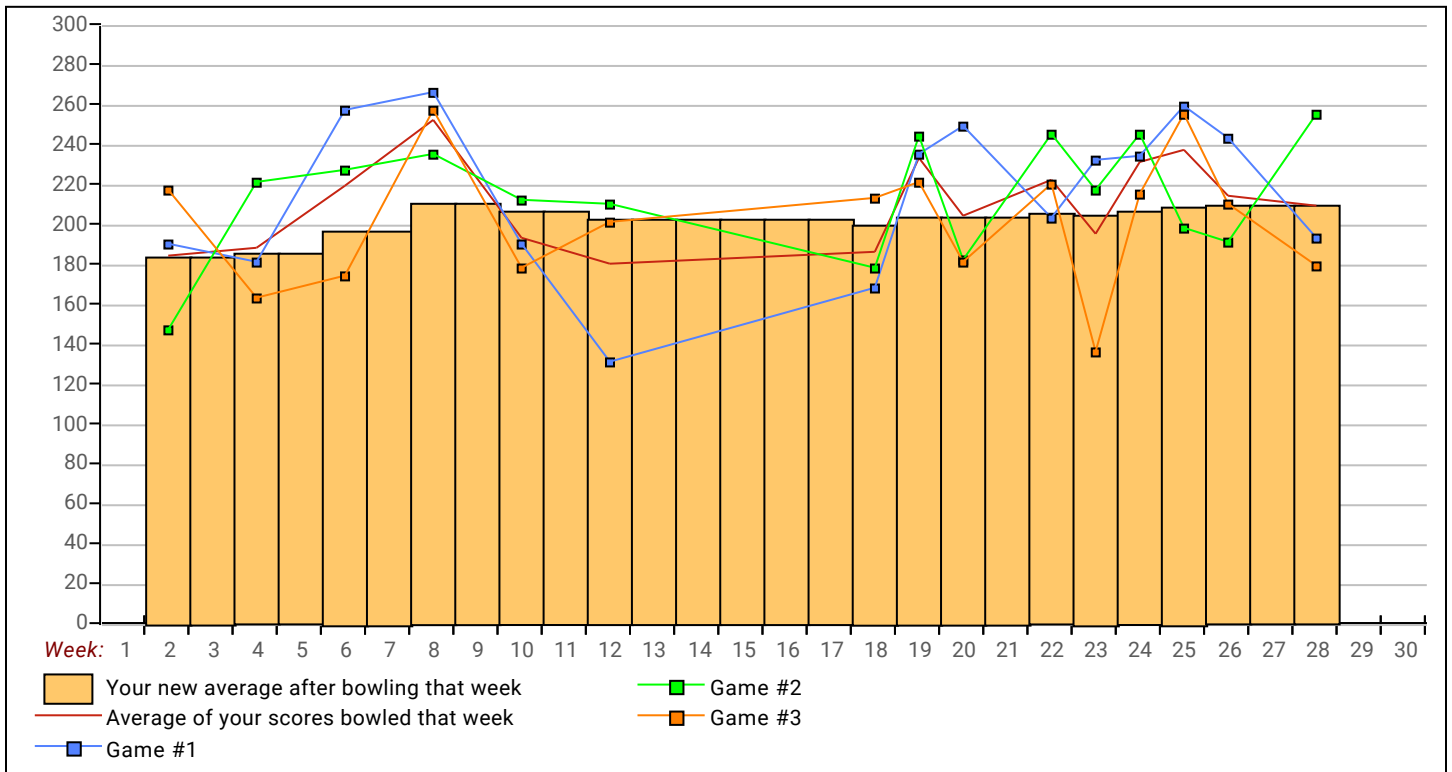
High game of 266 on week 8      High series of 758 on week 8      High average of 211.25 after bowling week 8  
 Low game of 131 on week 12      Low series of 542 on week 12      Low average of 184.67 after bowling week 2

High Scores by Game

Game #1: 266 on week 8    Game #2: 255 on week 28    Game #3: 257 on week 8

# Industrial League 2019-20

Note: This report includes information through March 16 which is Week 27 of 29



Note: This report includes information through March 16 which is Week 27 of 29

## Joshua C. Groves's Bowling Record - Team 9: Players

Week No.	Bowling Date	Old Ave	Old HDCP	-1- -2- -3-			Total	HDCP Total		Pins	Gms	---Average Change---			High Game	High Sers	HDCP Game	HDCP Sers	
				-1-	-2-	-3-		Total	Total			New	Old	+/-					
1	09/09/19	bk224	5	212	214	<b>258</b>	684	699	684	3	228.00	-	0.00	=	<b>228.00</b>	258	684		
2	09/16/19	bk224	5	259	223	<b>232</b>	714	729	1398	6	233.00	-	228.00	=	<b>5.00</b>	259	714		
3	09/23/19	bk224	5	<b>267</b>	214	201	682	<b>697</b>	2080	9	231.11	-	233.00	=	<b>-1.89</b>	267	714		
4	09/30/19	231	0	206	<b>225</b>	<b>237</b>	668	<b>668</b>	2748	12	229.00	-	231.11	=	<b>-2.11</b>	267	714	237	668
5	10/07/19	229	0	184	258	194	636	636	3384	15	225.60	-	229.00	=	<b>-3.40</b>	267	714	258	668
6	10/14/19	225	4	<b>249</b>	<b>189</b>	203	641	<b>653</b>	4025	18	223.61	-	225.60	=	<b>-1.99</b>	267	714	258	668
7	10/21/19	223	6	<b>225</b>	<b>243</b>	<b>230</b>	698	<b>716</b>	4723	21	224.90	-	223.61	=	<b>1.29</b>	267	714	258	716
8	10/28/19	224	5	226	204	221	651	666	5374	24	223.92	-	224.90	=	<b>-0.99</b>	267	714	258	716
9	11/04/19	223	6	170	140	<b>229</b>	539	557	5913	27	219.00	-	223.92	=	<b>-4.92</b>	267	714	258	716
10	11/11/19	219	9	213	213	181	607	634	6520	30	217.33	-	219.00	=	<b>-1.67</b>	267	714	258	716

### End of 1st part

11	11/18/19	217	11	<b>254</b>	<b>235</b>	209	698	731	7218	33	218.73	-	217.33	=	<b>1.39</b>	267	714	265	731
12	11/25/19	218	10	<b>191</b>	<b>190</b>	<b>235</b>	616	<b>646</b>	7834	36	217.61	-	218.73	=	<b>-1.12</b>	267	714	265	731
13	12/02/19	217	11	224	185	<b>237</b>	646	679	8480	39	217.44	-	217.61	=	<b>-0.18</b>	267	714	265	731
14	12/09/19	217	11	187	213	<b>194</b>	594	627	9074	42	216.05	-	217.44	=	<b>-1.39</b>	267	714	265	731
15	12/16/19	216	12	<b>180</b>	<b>234</b>	174	588	<b>624</b>	9662	45	214.71	-	216.05	=	<b>-1.34</b>	267	714	265	731
16	12/23/19	214	14	221	<b>232</b>	<b>197</b>	650	692	10312	48	214.83	-	214.71	=	<b>0.12</b>	267	714	265	731
0	12/30/19	214	0				0	0	10312	48	214.83	-	214.83	=	<b>0.00</b>	267	714	265	731
17	01/06/20	214	0				0	0	10312	48	214.83	-	214.83	=	<b>0.00</b>	267	714	265	731
18	01/13/20	214	14	215	<b>258</b>	229	702	<b>744</b>	11014	51	215.96	-	214.83	=	<b>1.13</b>	267	714	272	744

**702 --- 700 Series (215 Ave or Less) -- Local Assoc. Awards**

19	01/20/20	215	0				0	0	11014	51	215.96	-	215.96	=	<b>0.00</b>	267	714	272	744
----	----------	-----	---	--	--	--	---	---	-------	----	--------	---	--------	---	-------------	-----	-----	-----	-----

### End of 2nd part

20	01/27/20	215	13	191	<b>259</b>	201	651	<b>690</b>	11665	54	216.02	-	215.96	=	<b>0.06</b>	267	714	272	744
21	02/03/20	216	12	a206	a206	a206	618	654	11665	54	216.02	-	216.02	=	<b>0.00</b>	267	714	272	744
22	02/10/20	216	12	<b>233</b>	175	<b>227</b>	635	<b>671</b>	12300	57	215.79	-	216.02	=	<b>-0.23</b>	267	714	272	744
23	02/17/20	215	13	<b>278</b>	<b>258</b>	<b>224</b>	760	<b>799</b>	13060	60	217.67	-	215.79	=	<b>1.88</b>	278	760	291	799

**760 --- 750 Series -- Local Assoc. Awards**

24	02/24/20	217	11	205	223	<b>250</b>	678	711	13738	63	218.06	-	217.67	=	<b>0.40</b>	278	760	291	799
25	03/02/20	218	0				0	0	13738	63	218.06	-	218.06	=	<b>0.00</b>	278	760	291	799
26	03/09/20	218	10	234	<b>223</b>	219	676	706	14414	66	218.39	-	218.06	=	<b>0.33</b>	278	760	291	799
27	03/16/20	218	10	206	<b>246</b>	193	645	675	15059	69	218.25	-	218.39	=	<b>-0.15</b>	278	760	291	799

<u>&lt;100</u>	<u>100's</u>	<u>125's</u>	<u>150's</u>	<u>175's</u>	<u>200's</u>	<u>225's</u>	<u>250's</u>	<u>275's</u>	<u>300's</u>	
		1	2	14	23	19	9	1		
<u>&lt;400</u>	<u>400's</u>	<u>450's</u>	<u>500's</u>	<u>550's</u>	<u>600's</u>	<u>650's</u>	<u>700's</u>	<u>750's</u>	<u>800's</u>	
			1	2	7	10	2	1		
		<u>Ave of Game 1</u>			<u>Ave of Game 2</u>			<u>Ave of Game 3</u>		
		218.70			219.74			216.30		

High game of **278** on week **24**      High series of **760** on week **24**      High average of **233.00** after bowling week **2**  
 Low game of **140** on week **9**      Low series of **539** on week **9**      Low average of **214.71** after bowling week **15**

High Scores by Game

Game #1: **278** on week **24**    Game #2: **259** on week **21**    Game #3: **258** on week **1**

# Industrial League 2019-20

Monday 6:30 PM

Lanes 23 - 40

Note: This report includes information through March 16 which is Week 27 of 29

