

Note: This report includes information through March 16 which is Week 27 of 29

## Andrew M. Whorton's Bowling Record - Team 6: Th1rte3n

Week No.	Bowling Date	Old Ave	Old HDCP	Old			Total	HDCP Total	Pins	Gms	---Average Change---			High Game	High Sers	HDCP Game	HDCP Sers
				-1-	-2-	-3-					New	Old	----> +/-				
1	09/09/19	125	94	125	127	123	375	657	375	3	125.00	- 0.00	= 125.00	127	375		
2	09/16/19	125	94	163	123	125	411	693	786	6	131.00	- 125.00	= 6.00	163	411		
3	09/23/19	131	89	a121	a121	a121	363	630	786	6	131.00	- 131.00	= 0.00	163	411		
4	09/30/19	131	89	92	161	149	402	669	1188	9	132.00	- 131.00	= 1.00	163	411		
5	10/07/19	132	88	150	136	143	429	693	1617	12	134.75	- 132.00	= 2.75	163	429	238	693
6	10/14/19	134	86	190	168	203	561	819	2178	15	145.20	- 134.75	= 10.45	203	561	289	819
<b>561 --- 150 Pins Over Average - Series -- Local Assoc. Awards</b> <b>561 --- 500 Series (150 Ave or Less) -- Local Assoc. Awards</b> <b>203 --- 200 Game (160 Ave or Less) -- Local Assoc. Awards</b>																	
7	10/21/19	145	0				0	0	2178	15	145.20	- 145.20	= 0.00	203	561	289	819
8	10/28/19	145	76	154	147	153	454	682	2632	18	146.22	- 145.20	= 1.02	203	561	289	819
9	11/04/19	146	75	131	128	150	409	634	3041	21	144.81	- 146.22	= -1.41	203	561	289	819
10	11/11/19	144	77	108	146	158	412	643	3453	24	143.88	- 144.81	= -0.93	203	561	289	819

### End of 1st part

11	11/18/19	143	78	224	151	129	504	738	3957	27	146.56	- 143.88	= 2.68	224	561	302	819
<b>504 --- 500 Series (150 Ave or Less) -- Local Assoc. Awards</b> <b>224 --- 200 Game (160 Ave or Less) -- Local Assoc. Awards</b>																	
12	11/25/19	146	0				0	0	3957	27	146.56	- 146.56	= 0.00	224	561	302	819
13	12/02/19	146	75	147	166	140	453	678	4410	30	147.00	- 146.56	= 0.44	224	561	302	819
14	12/09/19	147	74	124	135	137	396	618	4806	33	145.64	- 147.00	= -1.36	224	561	302	819
15	12/16/19	145	76	a135	a135	a135	405	633	4806	33	145.64	- 145.64	= 0.00	224	561	302	819
16	12/23/19	145	76	163	145	138	446	674	5252	36	145.89	- 145.64	= 0.25	224	561	302	819
0	12/30/19	145	0				0	0	5252	36	145.89	- 145.89	= 0.00	224	561	302	819
17	01/06/20	145	76	168	157	137	462	690	5714	39	146.51	- 145.89	= 0.62	224	561	302	819
18	01/13/20	146	75	146	113	181	440	665	6154	42	146.52	- 146.51	= 0.01	224	561	302	819
19	01/20/20	146	75	179	133	134	446	671	6600	45	146.67	- 146.52	= 0.14	224	561	302	819

### End of 2nd part

20	01/27/20	146	75	154	155	154	463	688	7063	48	147.15	- 146.67	= 0.48	224	561	302	819
21	02/03/20	147	74	200	203	190	593	815	7656	51	150.12	- 147.15	= 2.97	224	593	302	819
<b>593 --- 500 Series (150 Ave or Less) -- Local Assoc. Awards</b> <b>593 --- 150 Pins Over Average - Series -- Local Assoc. Awards</b> <b>200 --- 200 Game (160 Ave or Less) -- Local Assoc. Awards</b>																	
22	02/10/20	150	72	172	169	164	505	721	8161	54	151.13	- 150.12	= 1.01	224	593	302	819
<b>505 --- 500 Series (150 Ave or Less) -- Local Assoc. Awards</b>																	
23	02/17/20	151	71	144	116	154	414	627	8575	57	150.44	- 151.13	= -0.69	224	593	302	819
24	02/24/20	150	72	180	169	165	514	730	9089	60	151.48	- 150.44	= 1.04	224	593	302	819
<b>514 --- 500 Series (150 Ave or Less) -- Local Assoc. Awards</b>																	
25	03/02/20	151	71	153	161	141	455	668	9544	63	151.49	- 151.48	= 0.01	224	593	302	819
26	03/09/20	151	71	146	165	188	499	712	10043	66	152.17	- 151.49	= 0.67	224	593	302	819
27	03/16/20	152	70	138	162	180	480	690	10523	69	152.51	- 152.17	= 0.34	224	593	302	819

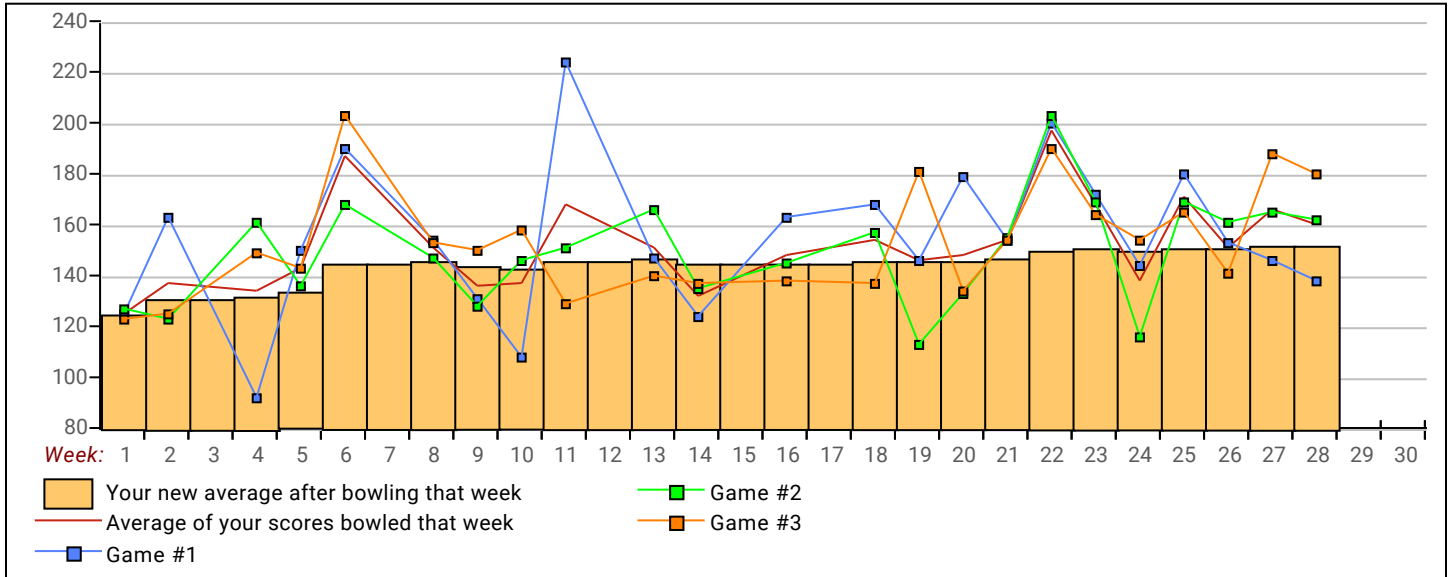
<u>&lt;100</u>	<u>100's</u>	<u>125's</u>	<u>150's</u>	<u>175's</u>	<u>200's</u>	<u>225's</u>	<u>250's</u>	<u>275's</u>	<u>300's</u>
1	6	25	26	7	4				
<u>&lt;400</u>	<u>400's</u>	<u>450's</u>	<u>500's</u>	<u>550's</u>	<u>600's</u>	<u>650's</u>	<u>700's</u>	<u>750's</u>	<u>800's</u>
2	9	7	3	2					
<u>Ave of Game 1</u>			<u>Ave of Game 2</u>			<u>Ave of Game 3</u>			
154.39			149.39			153.74			

High game of **224** on week **11**      High series of **593** on week **22**      High average of **152.51** after bowling week **28**  
 Low game of **92** on week **4**      Low series of **375** on week **1**      Low average of **125.00** after bowling week **1**

Note: This report includes information through March 16 which is Week 27 of 29

### High Scores by Game

Game #1: 224 on week 11 Game #2: 203 on week 22 Game #3: 203 on week 6



Note: This report includes information through March 16 which is Week 27 of 29

## Arden C. Bradley's Bowling Record - Team 6: Th1rte3n

Week No.	Bowling Date	Old Ave	Old HDCP	HDCP			Total	HDCP		---Average Change---			High Game	High Sers	HDCP Game	HDCP Sers			
				-1-	-2-	-3-		Total	Pins	Gms	New	Old					+/-		
1	09/09/19	bk150	72	147	150	146	443	659	443	3	147.67	-	0.00	=	147.67	150	443		
2	09/16/19	bk150	72	102	199	173	474	690	917	6	152.83	-	147.67	=	5.17	199	474		
3	09/23/19	bk150	72	150	148	178	476	692	1393	9	154.78	-	152.83	=	1.94	199	476		
4	09/30/19	154	68	153	144	118	415	619	1808	12	150.67	-	154.78	=	-4.11	199	476	221	619
5	10/07/19	150	72	125	147	201	473	689	2281	15	152.07	-	150.67	=	1.40	201	476	273	689
<b>201 --- 200 Game (160 Ave or Less) -- Local Assoc. Awards</b>																			
6	10/14/19	152	70	142	135	183	460	670	2741	18	152.28	-	152.07	=	0.21	201	476	273	689
7	10/21/19	152	70	159	167	129	455	665	3196	21	152.19	-	152.28	=	-0.09	201	476	273	689
8	10/28/19	152	70	183	142	126	451	661	3647	24	151.96	-	152.19	=	-0.23	201	476	273	689
9	11/04/19	151	71	147	170	130	447	660	4094	27	151.63	-	151.96	=	-0.33	201	476	273	689
10	11/11/19	151	71	159	174	168	501	714	4595	30	153.17	-	151.63	=	1.54	201	501	273	714

### End of 1st part

11	11/18/19	153	0				0	0	4595	30	153.17	-	153.17	=	0.00	201	501	273	714
12	11/25/19	153	69	147	146	141	434	641	5029	33	152.39	-	153.17	=	-0.77	201	501	273	714
13	12/02/19	152	70	120	213	159	492	702	5521	36	153.36	-	152.39	=	0.97	213	501	283	714
<b>213 --- 200 Game (160 Ave or Less) -- Local Assoc. Awards</b>																			
14	12/09/19	153	69	199	177	192	568	775	6089	39	156.13	-	153.36	=	2.77	213	568	283	775
15	12/16/19	156	66	280	148	213	641	839	6730	42	160.24	-	156.13	=	4.11	280	641	346	839
<b>641 --- 150 Pins Over Average - Series -- Local Assoc. Awards</b>																			
<b>641 --- 600 Series (175 Ave or Less) -- Local Assoc. Awards</b>																			
<b>280 --- 75 Pins Over Average - Game -- Local Assoc. Awards</b>																			
<b>280 --- 100 Pins Over Ave - Game -- Local Assoc. Awards</b>																			
<b>280 --- 200 Game (160 Ave or Less) -- Local Assoc. Awards</b>																			
16	12/23/19	160	63	146	155	170	471	660	7201	45	160.02	-	160.24	=	-0.22	280	641	346	839
0	12/30/19	160	0				0	0	7201	45	160.02	-	160.02	=	0.00	280	641	346	839
17	01/06/20	160	63	182	170	133	485	674	7686	48	160.13	-	160.02	=	0.10	280	641	346	839
18	01/13/20	160	63	140	169	173	482	671	8168	51	160.16	-	160.13	=	0.03	280	641	346	839
19	01/20/20	160	63	207	153	208	568	757	8736	54	161.78	-	160.16	=	1.62	280	641	346	839
<b>207 --- 200 Game (160 Ave or Less) -- Local Assoc. Awards</b>																			

### End of 2nd part

20	01/27/20	161	62	123	183	157	463	649	9199	57	161.39	-	161.78	=	-0.39	280	641	346	839
21	02/03/20	161	62	229	202	214	645	831	9844	60	164.07	-	161.39	=	2.68	280	645	346	839
<b>645 --- 600 Series (175 Ave or Less) -- Local Assoc. Awards</b>																			
<b>645 --- 150 Pins Over Average - Series -- Local Assoc. Awards</b>																			
22	02/10/20	164	59	139	175	121	435	612	10279	63	163.16	-	164.07	=	-0.91	280	645	346	839
23	02/17/20	163	60	140	154	138	432	612	10711	66	162.29	-	163.16	=	-0.87	280	645	346	839
24	02/24/20	162	61	203	164	127	494	677	11205	69	162.39	-	162.29	=	0.10	280	645	346	839
25	03/02/20	162	61	169	137	166	472	655	11677	72	162.18	-	162.39	=	-0.21	280	645	346	839
26	03/09/20	162	61	167	152	138	457	640	12134	75	161.79	-	162.18	=	-0.39	280	645	346	839
27	03/16/20	161	62	166	165	146	477	663	12611	78	161.68	-	161.79	=	-0.11	280	645	346	839

<u>&lt;100</u>	<u>100's</u>	<u>125's</u>	<u>150's</u>	<u>175's</u>	<u>200's</u>	<u>225's</u>	<u>250's</u>	<u>275's</u>	<u>300's</u>
	5	27	26	10	8	1		1	
<u>&lt;400</u>	<u>400's</u>	<u>450's</u>	<u>500's</u>	<u>550's</u>	<u>600's</u>	<u>650's</u>	<u>700's</u>	<u>750's</u>	<u>800's</u>
	6	15	1	2	2				
<u>Ave of Game 1</u>			<u>Ave of Game 2</u>			<u>Ave of Game 3</u>			
162.46			163.04			159.54			

High game of 280 on week 15  
 Low game of 102 on week 2

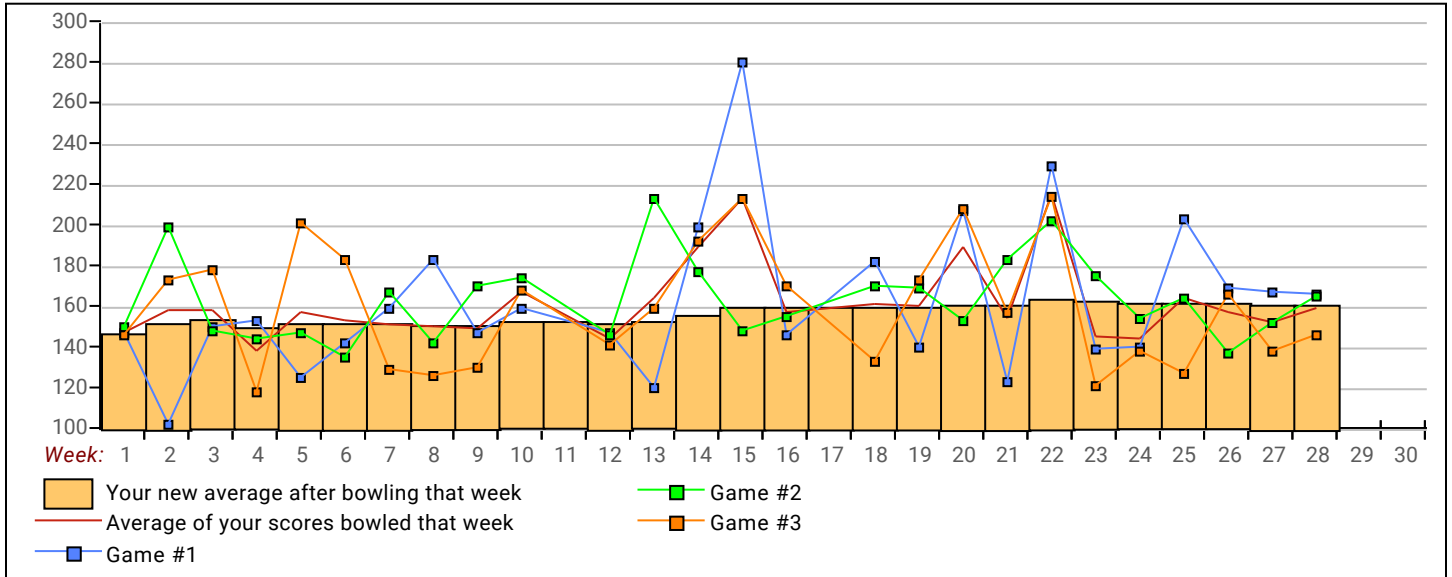
High series of 645 on week 22  
 Low series of 415 on week 4

High average of 164.07 after bowling week 22  
 Low average of 147.67 after bowling week 1

Note: This report includes information through March 16 which is Week 27 of 29

### High Scores by Game

Game #1: 280 on week 15 Game #2: 213 on week 13 Game #3: 214 on week 22



Monday 6:30 PM

Lanes 23 - 40

Note: This report includes information through March 16 which is Week 27 of 29

### Kurt A. Voss's Bowling Record - Team 6: Th1rte3n

Week No.	Bowling Date	Old Ave	Old HDCP	HDCP				HDCP		---Average Change---			High Game	High Sers	HDCP Game	HDCP Sers	
				-1-	-2-	-3-	Total	Total	Pins	Gms	New	Old					+
1	09/09/19	0	0				0	0	0	0	-	0.00	=	0.00	0	0	
2	09/16/19	0	0				0	0	0	0	-	0.00	=	0.00	0	0	
3	09/23/19	0	0				0	0	0	0	-	0.00	=	0.00	0	0	
4	09/30/19	0	0				0	0	0	0	-	0.00	=	0.00	0	0	
5	10/07/19	0	0				0	0	0	0	-	0.00	=	0.00	0	0	
6	10/14/19	0	0				0	0	0	0	-	0.00	=	0.00	0	0	
7	10/21/19	151	71	140	147	167	454	667	454	3	151.33	-	0.00	=	151.33	167	454
8	10/28/19	151	71	201	155	167	523	736	977	6	162.83	-	151.33	=	11.50	201	523
9	11/04/19	162	0				0	0	977	6	162.83	-	162.83	=	0.00	201	523
10	11/11/19	162	0				0	0	977	6	162.83	-	162.83	=	0.00	201	523

#### End of 1st part

11	11/18/19	162	61	140	168	199	507	690	1484	9	164.89	-	162.83	=	2.06	201	523
12	11/25/19	164	0				0	0	1484	9	164.89	-	164.89	=	0.00	201	523
13	12/02/19	164	0				0	0	1484	9	164.89	-	164.89	=	0.00	201	523
14	12/09/19	164	0				0	0	1484	9	164.89	-	164.89	=	0.00	201	523
15	12/16/19	164	0				0	0	1484	9	164.89	-	164.89	=	0.00	201	523
16	12/23/19	164	0				0	0	1484	9	164.89	-	164.89	=	0.00	201	523
0	12/30/19	164	0				0	0	1484	9	164.89	-	164.89	=	0.00	201	523
17	01/06/20	164	0				0	0	1484	9	164.89	-	164.89	=	0.00	201	523
18	01/13/20	164	0				0	0	1484	9	164.89	-	164.89	=	0.00	201	523
19	01/20/20	164	0				0	0	1484	9	164.89	-	164.89	=	0.00	201	523

#### End of 2nd part

20	01/27/20	164	0				0	0	1484	9	164.89	-	164.89	=	0.00	201	523
21	02/03/20	164	0				0	0	1484	9	164.89	-	164.89	=	0.00	201	523
22	02/10/20	164	0				0	0	1484	9	164.89	-	164.89	=	0.00	201	523
23	02/17/20	164	0				0	0	1484	9	164.89	-	164.89	=	0.00	201	523
24	02/24/20	164	0				0	0	1484	9	164.89	-	164.89	=	0.00	201	523
25	03/02/20	164	0				0	0	1484	9	164.89	-	164.89	=	0.00	201	523
26	03/09/20	164	0				0	0	1484	9	164.89	-	164.89	=	0.00	201	523
27	03/16/20	164	59				0	0	1484	9	164.89	-	164.89	=	0.00	201	523

#### Summary Statistics

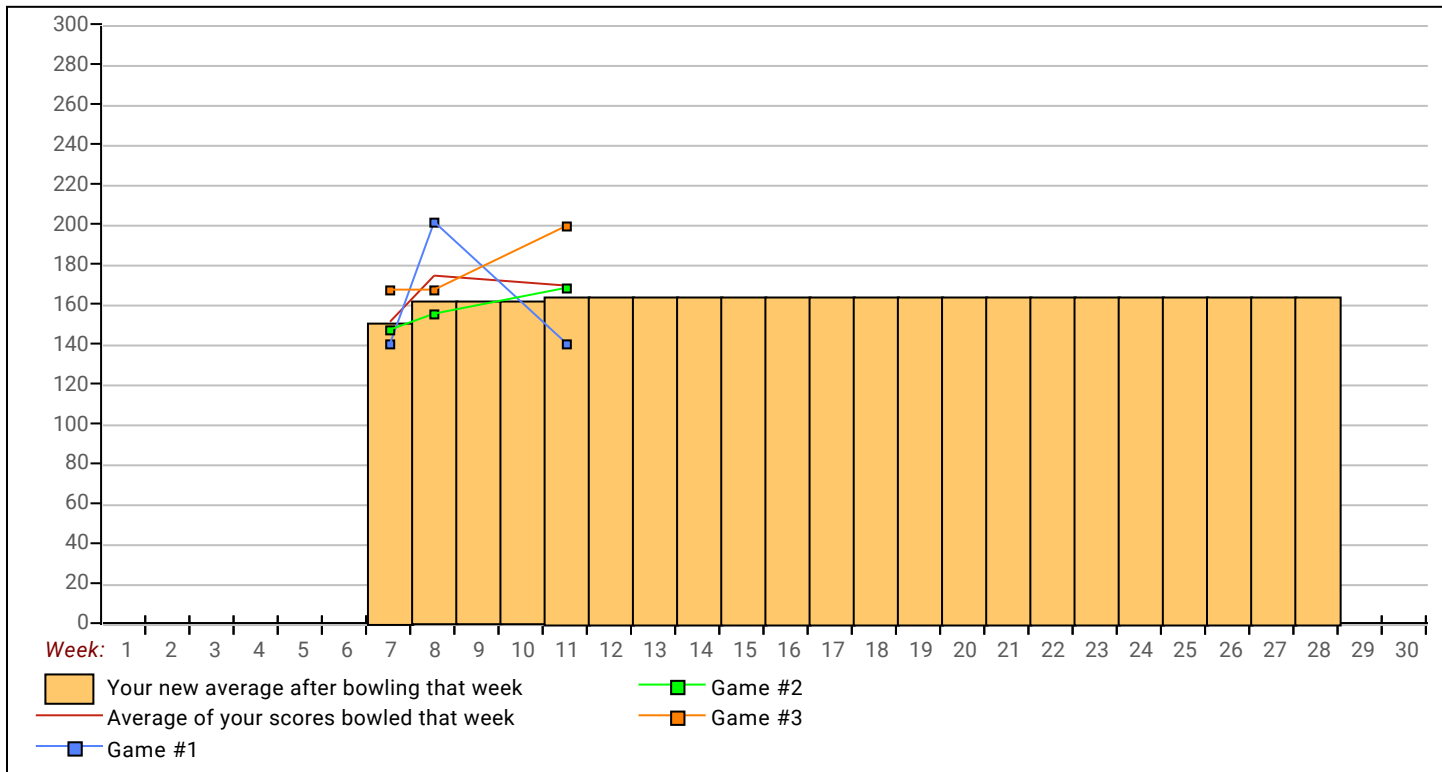
<u>&lt;100</u>	<u>100's</u>	<u>125's</u>	<u>150's</u>	<u>175's</u>	<u>200's</u>	<u>225's</u>	<u>250's</u>	<u>275's</u>	<u>300's</u>
		3	4	1	1				
<u>&lt;400</u>	<u>400's</u>	<u>450's</u>	<u>500's</u>	<u>550's</u>	<u>600's</u>	<u>650's</u>	<u>700's</u>	<u>750's</u>	<u>800's</u>
		1	2						
<u>Ave of Game 1</u>			<u>Ave of Game 2</u>			<u>Ave of Game 3</u>			
160.33			156.67			177.67			

High game of **201** on week **8**      High series of **523** on week **8**      High average of **164.89** after bowling week **11**  
 Low game of **140** on week **7**      Low series of **454** on week **7**      Low average of **151.33** after bowling week **7**

High Scores by Game

Game #1: **201** on week **8**    Game #2: **168** on week **11**    Game #3: **199** on week **11**

Note: This report includes information through March 16 which is Week 27 of 29



Monday 6:30 PM

Lanes 23 - 40

Note: This report includes information through March 16 which is Week 27 of 29

## David Martin's Bowling Record - Team 6: Th1rte3n

Week No.	Bowling Date	Old Ave	Old HDCP	-1-	-2-	-3-	Total	HDCP		Pins	Gms	---Average Change---			High Game	High Sers	HDCP Game	HDCP Sers		
								Total				New	Old	----> +/-						
1	09/09/19	bk174	0				0	0		0	0	-	0.00	=	0.00	0	0			
2	09/16/19	bk174	0				0	0		0	0	-	0.00	=	0.00	0	0			
3	09/23/19	bk174	0				0	0		0	0	-	0.00	=	0.00	0	0			
4	09/30/19	bk174	0				0	0		0	0	-	0.00	=	0.00	0	0			
5	10/07/19	bk174	0				0	0		0	0	-	0.00	=	0.00	0	0			
6	10/14/19	bk174	0				0	0		0	0	-	0.00	=	0.00	0	0			
7	10/21/19	bk174	50	182	150	194	526	676		526	3	175.33	-	0.00	=	175.33	194	526		
8	10/28/19	bk174	0				0	0		526	3	175.33	-	175.33	=	0.00	194	526		
9	11/04/19	bk174	0				0	0		526	3	175.33	-	175.33	=	0.00	194	526		
10	11/11/19	bk174	0				0	0		526	3	175.33	-	175.33	=	0.00	194	526		

### End of 1st part

11	11/18/19	bk174	0				0	0		526	3	175.33	-	175.33	=	0.00	194	526		
12	11/25/19	bk174	50	132	197	153	482	632		1008	6	168.00	-	175.33	=	-7.33	197	526		
13	12/02/19	bk174	0				0	0		1008	6	168.00	-	168.00	=	0.00	197	526		
14	12/09/19	bk174	50	141	200	194	535	685		1543	9	171.44	-	168.00	=	3.44	200	535		
15	12/16/19	171	0				0	0		1543	9	171.44	-	171.44	=	0.00	200	535		
16	12/23/19	171	0				0	0		1543	9	171.44	-	171.44	=	0.00	200	535		
0	12/30/19	171	0				0	0		1543	9	171.44	-	171.44	=	0.00	200	535		
17	01/06/20	171	0				0	0		1543	9	171.44	-	171.44	=	0.00	200	535		
18	01/13/20	171	0				0	0		1543	9	171.44	-	171.44	=	0.00	200	535		
19	01/20/20	171	0				0	0		1543	9	171.44	-	171.44	=	0.00	200	535		

### End of 2nd part

20	01/27/20	171	0				0	0		1543	9	171.44	-	171.44	=	0.00	200	535		
21	02/03/20	171	0				0	0		1543	9	171.44	-	171.44	=	0.00	200	535		
22	02/10/20	171	0				0	0		1543	9	171.44	-	171.44	=	0.00	200	535		
23	02/17/20	171	0				0	0		1543	9	171.44	-	171.44	=	0.00	200	535		
24	02/24/20	171	0				0	0		1543	9	171.44	-	171.44	=	0.00	200	535		
25	03/02/20	171	0				0	0		1543	9	171.44	-	171.44	=	0.00	200	535		
26	03/09/20	171	0				0	0		1543	9	171.44	-	171.44	=	0.00	200	535		
27	03/16/20	171	53				0	0		1543	9	171.44	-	171.44	=	0.00	200	535		

### Summary

<u>&lt;100</u>	<u>100's</u>	<u>125's</u>	<u>150's</u>	<u>175's</u>	<u>200's</u>	<u>225's</u>	<u>250's</u>	<u>275's</u>	<u>300's</u>
		2	2	4	1				
<u>&lt;400</u>	<u>400's</u>	<u>450's</u>	<u>500's</u>	<u>550's</u>	<u>600's</u>	<u>650's</u>	<u>700's</u>	<u>750's</u>	<u>800's</u>
		1	2						
<u>Ave of Game 1</u>			<u>Ave of Game 2</u>			<u>Ave of Game 3</u>			
151.67			182.33			180.33			

High game of 200 on week 14      High series of 535 on week 14      High average of 175.33 after bowling week 7  
 Low game of 132 on week 12      Low series of 482 on week 12      Low average of 168.00 after bowling week 12

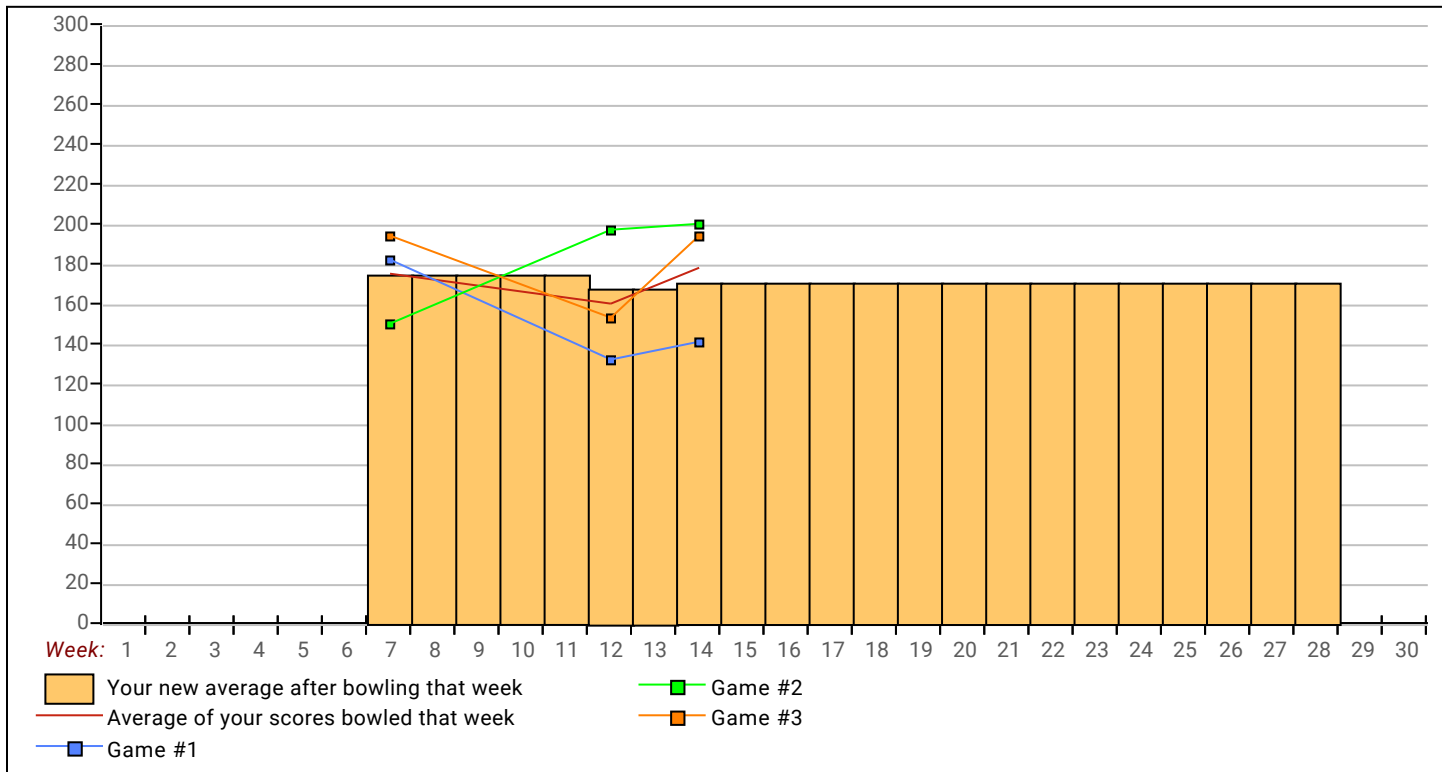
High Scores by Game  
 Game #1: 182 on week 7    Game #2: 200 on week 14    Game #3: 194 on week 7

# Industrial League 2019-20

Monday 6:30 PM

Lanes 23 - 40

Note: This report includes information through March 16 which is Week 27 of 29





Monday 6:30 PM

Lanes 23 - 40

Note: This report includes information through March 16 which is Week 27 of 29

### Dan M. Rose's Bowling Record - Team 6: Th1rte3n

Week No.	Bowling Date	Old Ave	Old HDCP	-1- -2- -3-			Total	HDCP		Pins Gms		---Average Change---			High Game	High Sers	HDCP Game	HDCP Sers	
				-1-	-2-	-3-		Total	Pins	Gms	New	Old	+/-						
1	09/09/19	bk154	68	155	172	134	461	665	461	3	153.67	-	0.00	=	153.67	172	461		
2	09/16/19	bk154	68	150	171	171	492	696	953	6	158.83	-	153.67	=	5.17	172	492		
3	09/23/19	bk154	68	142	114	160	416	620	1369	9	152.11	-	158.83	=	-6.72	172	492		
4	09/30/19	152	70	177	143	179	499	709	1868	12	155.67	-	152.11	=	3.56	179	499	249	709
5	10/07/19	155	67	147	200	170	517	718	2385	15	159.00	-	155.67	=	3.33	200	517	267	718
				<b>200 --- 200 Game (160 Ave or Less) -- Local Assoc. Awards</b>															
6	10/14/19	159	63	222	203	122	547	736	2932	18	162.89	-	159.00	=	3.89	222	547	285	736
				<b>222 --- 200 Game (160 Ave or Less) -- Local Assoc. Awards</b>															
7	10/21/19	162	0				0	0	2932	18	162.89	-	162.89	=	0.00	222	547	285	736
8	10/28/19	162	61	139	179	162	480	663	3412	21	162.48	-	162.89	=	-0.41	222	547	285	736
9	11/04/19	162	61	195	202	222	619	802	4031	24	167.96	-	162.48	=	5.48	222	619	285	802
				<b>619 --- 600 Series (175 Ave or Less) -- Local Assoc. Awards</b>															
10	11/11/19	167	56	142	149	180	471	639	4502	27	166.74	-	167.96	=	-1.22	222	619	285	802

#### End of 1st part

11	11/18/19	166	57	134	147	144	425	596	4927	30	164.23	-	166.74	=	-2.51	222	619	285	802
12	11/25/19	164	59	214	177	202	593	770	5520	33	167.27	-	164.23	=	3.04	222	619	285	802
13	12/02/19	167	56	177	165	186	528	696	6048	36	168.00	-	167.27	=	0.73	222	619	285	802
14	12/09/19	168	55	168	159	128	455	620	6503	39	166.74	-	168.00	=	-1.26	222	619	285	802
15	12/16/19	166	57	168	141	136	445	616	6948	42	165.43	-	166.74	=	-1.32	222	619	285	802
16	12/23/19	165	58	199	186	133	518	692	7466	45	165.91	-	165.43	=	0.48	222	619	285	802
0	12/30/19	165	0				0	0	7466	45	165.91	-	165.91	=	0.00	222	619	285	802
17	01/06/20	165	58	181	158	161	500	674	7966	48	165.96	-	165.91	=	0.05	222	619	285	802
18	01/13/20	165	58	154	195	228	577	751	8543	51	167.51	-	165.96	=	1.55	228	619	286	802
19	01/20/20	167	56	158	212	180	550	718	9093	54	168.39	-	167.51	=	0.88	228	619	286	802

#### End of 2nd part

20	01/27/20	168	55	224	250	189	663	828	9756	57	171.16	-	168.39	=	2.77	250	663	305	828
				<b>663 --- 150 Pins Over Average - Series -- Local Assoc. Awards</b>															
				<b>663 --- 600 Series (175 Ave or Less) -- Local Assoc. Awards</b>															
21	02/03/20	171	53	188	163	221	572	731	10328	60	172.13	-	171.16	=	0.98	250	663	305	828
22	02/10/20	172	52	170	172	186	528	684	10856	63	172.32	-	172.13	=	0.18	250	663	305	828
23	02/17/20	172	52	176	159	140	475	631	11331	66	171.68	-	172.32	=	-0.64	250	663	305	828
24	02/24/20	171	53	197	167	189	553	712	11884	69	172.23	-	171.68	=	0.55	250	663	305	828
25	03/02/20	172	52	203	219	151	573	729	12457	72	173.01	-	172.23	=	0.78	250	663	305	828
26	03/09/20	173	51	164	150	133	447	600	12904	75	172.05	-	173.01	=	-0.96	250	663	305	828
27	03/16/20	172	52	172	187	203	562	718	13466	78	172.64	-	172.05	=	0.59	250	663	305	828

#### Summary

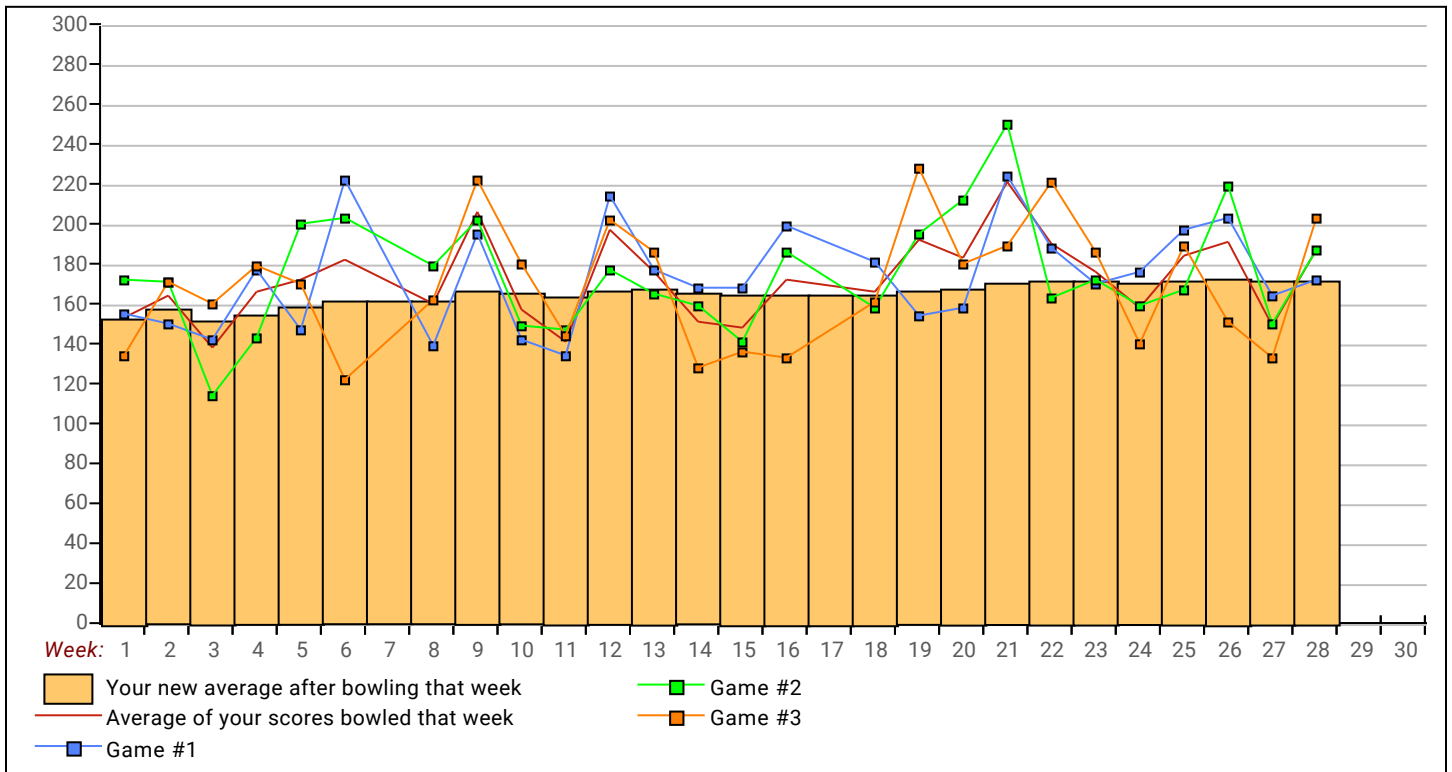
<u>&lt;100</u>	<u>100's</u>	<u>125's</u>	<u>150's</u>	<u>175's</u>	<u>200's</u>	<u>225's</u>	<u>250's</u>	<u>275's</u>	<u>300's</u>
	2	16	25	20	13	1	1		
<u>&lt;400</u>	<u>400's</u>	<u>450's</u>	<u>500's</u>	<u>550's</u>	<u>600's</u>	<u>650's</u>	<u>700's</u>	<u>750's</u>	<u>800's</u>
	4	7	6	7	1	1			

<u>Ave of Game 1</u>	<u>Ave of Game 2</u>	<u>Ave of Game 3</u>
173.69	174.62	169.62

High game of **250** on week **21**      High series of **663** on week **21**      High average of **173.01** after bowling week **26**  
 Low game of **114** on week **3**      Low series of **416** on week **3**      Low average of **152.11** after bowling week **3**

High Scores by Game  
 Game #1: **224** on week **21**    Game #2: **250** on week **21**    Game #3: **228** on week **19**

Note: This report includes information through March 16 which is Week 27 of 29



Monday 6:30 PM

Lanes 23 - 40

Note: This report includes information through March 16 which is Week 27 of 29

## Russell E. Thorndyke's Bowling Record - Team 6: Th1rte3n

Week No.	Bowling Date	Old Ave	Old HDCP	-1- -2- -3-			Total	HDCP		Pins Gms		---Average Change---			High Game	High Sers	HDCP Game	HDCP Sers	
				-1-	-2-	-3-		Total	Total	New	Old	Change							
1	09/09/19	bk189	36	192	162	198	552	660	552	3	184.00	-	0.00	=	184.00	198	552		
2	09/16/19	bk189	36	186	197	223	606	714	1158	6	193.00	-	184.00	=	9.00	223	606		
3	09/23/19	bk189	36	230	184	163	577	685	1735	9	192.78	-	193.00	=	-0.22	230	606		
4	09/30/19	192	34	182	170	151	503	605	2238	12	186.50	-	192.78	=	-6.28	230	606	216	605
5	10/07/19	186	39	a176	a176	a176	528	645	2238	12	186.50	-	186.50	=	0.00	230	606	216	605
6	10/14/19	186	39	177	169	181	527	644	2765	15	184.33	-	186.50	=	-2.17	230	606	220	644
7	10/21/19	184	41	167	149	211	527	650	3292	18	182.89	-	184.33	=	-1.44	230	606	252	650
8	10/28/19	182	0				0	0	3292	18	182.89	-	182.89	=	0.00	230	606	252	650
9	11/04/19	182	43	208	210	193	611	740	3903	21	185.86	-	182.89	=	2.97	230	611	253	740
10	11/11/19	185	40	176	165	169	510	630	4413	24	183.88	-	185.86	=	-1.98	230	611	253	740

### End of 1st part

11	11/18/19	183	42	220	175	178	573	699	4986	27	184.67	-	183.88	=	0.79	230	611	262	740
12	11/25/19	184	41	156	157	201	514	637	5500	30	183.33	-	184.67	=	-1.33	230	611	262	740
13	12/02/19	183	42	158	213	179	550	676	6050	33	183.33	-	183.33	=	0.00	230	611	262	740
14	12/09/19	183	0				0	0	6050	33	183.33	-	183.33	=	0.00	230	611	262	740
15	12/16/19	183	42	218	189	194	601	727	6651	36	184.75	-	183.33	=	1.42	230	611	262	740
16	12/23/19	184	41	147	253	194	594	717	7245	39	185.77	-	184.75	=	1.02	253	611	294	740
17	12/30/19	185	0				0	0	7245	39	185.77	-	185.77	=	0.00	253	611	294	740
18	01/06/20	185	40	180	191	232	603	723	7848	42	186.86	-	185.77	=	1.09	253	611	294	740
19	01/13/20	186	39	225	162	206	593	710	8441	45	187.58	-	186.86	=	0.72	253	611	294	740
19	01/20/20	187	38	180	192	164	536	650	8977	48	187.02	-	187.58	=	-0.56	253	611	294	740

### End of 2nd part

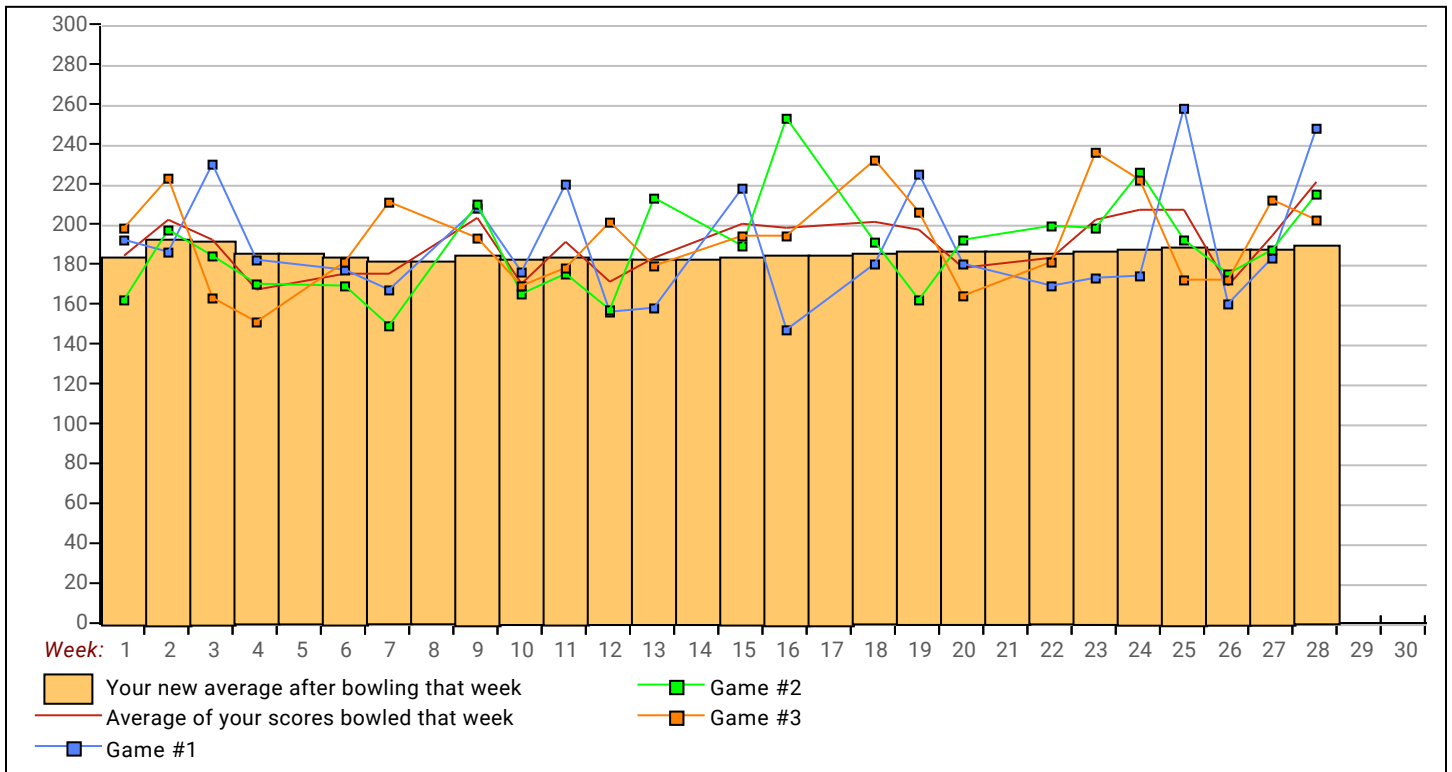
20	01/27/20	187	38	a177	a177	a177	531	645	8977	48	187.02	-	187.02	=	0.00	253	611	294	740
21	02/03/20	187	38	169	199	181	549	663	9526	51	186.78	-	187.02	=	-0.24	253	611	294	740
22	02/10/20	186	39	173	198	236	607	724	10133	54	187.65	-	186.78	=	0.86	253	611	294	740
23	02/17/20	187	38	174	226	222	622	736	10755	57	188.68	-	187.65	=	1.04	253	622	294	740
24	02/24/20	188	37	258	192	172	622	733	11377	60	189.62	-	188.68	=	0.93	258	622	295	740
25	03/02/20	189	36	160	175	172	507	615	11884	63	188.63	-	189.62	=	-0.98	258	622	295	740
26	03/09/20	188	37	183	187	212	582	693	12466	66	188.88	-	188.63	=	0.24	258	622	295	740
27	03/16/20	188	37	248	215	202	665	776	13131	69	190.30	-	188.88	=	1.43	258	665	295	776

<u>&lt;100</u>	<u>100's</u>	<u>125's</u>	<u>150's</u>	<u>175's</u>	<u>200's</u>	<u>225's</u>	<u>250's</u>	<u>275's</u>	<u>300's</u>
		2	19	27	13	6	2		
<u>&lt;400</u>	<u>400's</u>	<u>450's</u>	<u>500's</u>	<u>550's</u>	<u>600's</u>	<u>650's</u>	<u>700's</u>	<u>750's</u>	<u>800's</u>
			8	7	7	1			
			<u>Ave of Game 1</u>	<u>Ave of Game 2</u>	<u>Ave of Game 3</u>				
			189.87	188.26	192.78				

High game of 258 on week 25      High series of 665 on week 28      High average of 193.00 after bowling week 2  
 Low game of 147 on week 16      Low series of 503 on week 4      Low average of 182.89 after bowling week 7

High Scores by Game  
 Game #1: 258 on week 25    Game #2: 253 on week 16    Game #3: 236 on week 23

Note: This report includes information through March 16 which is Week 27 of 29



Monday 6:30 PM

Lanes 23 - 40

Note: This report includes information through March 16 which is Week 27 of 29

## Dan J. Repp's Bowling Record - Team 6: Th1rte3n

Week No.	Bowling Date	Old Ave	Old HDCP	Old			Total	HDCP Total	Pins	Gms	---Average Change---			High Game	High Sers	HDCP Game	HDCP Sers
				-1-	-2-	-3-					New	Old	----> +/-				
1	09/09/19	bk207	20	180	199	172	551	611	551	3	183.67	-	0.00	=	183.67	199	551
2	09/16/19	bk207	20	211	211	175	597	657	1148	6	191.33	-	183.67	=	7.67	211	597
3	09/23/19	bk207	20	255	223	212	690	750	1838	9	204.22	-	191.33	=	12.89	255	690
4	09/30/19	204	23	264	205	179	648	717	2486	12	207.17	-	204.22	=	2.94	264	690
5	10/07/19	207	20	221	214	186	621	681	3107	15	207.13	-	207.17	=	-0.03	264	690
6	10/14/19	207	20	226	182	235	643	703	3750	18	208.33	-	207.13	=	1.20	264	690
7	10/21/19	208	19	233	169	212	614	671	4364	21	207.81	-	208.33	=	-0.52	264	690
8	10/28/19	207	20	209	163	188	560	620	4924	24	205.17	-	207.81	=	-2.64	264	690
9	11/04/19	205	22	191	268	227	686	752	5610	27	207.78	-	205.17	=	2.61	268	690
10	11/11/19	207	20	145	215	233	593	653	6203	30	206.77	-	207.78	=	-1.01	268	690

### End of 1st part

11	11/18/19	206	21	200	179	203	582	645	6785	33	205.61	-	206.77	=	-1.16	268	690
12	11/25/19	205	22	227	177	168	572	638	7357	36	204.36	-	205.61	=	-1.24	268	690
13	12/02/19	204	23	175	191	149	515	584	7872	39	201.85	-	204.36	=	-2.51	268	690
14	12/09/19	201	26	211	245	179	635	713	8507	42	202.55	-	201.85	=	0.70	268	690
15	12/16/19	202	25	195	191	234	620	695	9127	45	202.82	-	202.55	=	0.27	268	690
16	12/23/19	202	25	184	148	138	470	545	9597	48	199.94	-	202.82	=	-2.88	268	690
0	12/30/19	199	0				0	0	9597	48	199.94	-	199.94	=	0.00	268	690
17	01/06/20	199	27	169	214	225	608	689	10205	51	200.10	-	199.94	=	0.16	268	690
18	01/13/20	200	27	215	169	156	540	621	10745	54	198.98	-	200.10	=	-1.12	268	690
19	01/20/20	198	28	206	278	192	676	760	11421	57	200.37	-	198.98	=	1.39	278	690

### End of 2nd part

20	01/27/20	200	27	190	195	231	616	697	12037	60	200.62	-	200.37	=	0.25	278	690
21	02/03/20	200	27	249	245	225	719	800	12756	63	202.48	-	200.62	=	1.86	278	719
<b>719 --- 700 Series (215 Ave or Less) -- Local Assoc. Awards</b>																	
22	02/10/20	202	25	174	227	225	626	701	13382	66	202.76	-	202.48	=	0.28	278	719
23	02/17/20	202	25	255	253	195	703	778	14085	69	204.13	-	202.76	=	1.37	278	719
<b>703 --- 700 Series (215 Ave or Less) -- Local Assoc. Awards</b>																	
24	02/24/20	204	23	230	234	224	688	757	14773	72	205.18	-	204.13	=	1.05	278	719
25	03/02/20	205	22	183	172	277	632	698	15405	75	205.40	-	205.18	=	0.22	278	719
26	03/09/20	205	22	214	157	178	549	615	15954	78	204.54	-	205.40	=	-0.86	278	719
27	03/16/20	204	23	160	156	151	467	536	16421	81	202.73	-	204.54	=	-1.81	278	719

### Summary

<u>&lt;100</u>	<u>100's</u>	<u>125's</u>	<u>150's</u>	<u>175's</u>	<u>200's</u>	<u>225's</u>	<u>250's</u>	<u>275's</u>	<u>300's</u>	
		4	13	22	18	17	5	2		
<u>&lt;400</u>	<u>400's</u>	<u>450's</u>	<u>500's</u>	<u>550's</u>	<u>600's</u>	<u>650's</u>	<u>700's</u>	<u>750's</u>	<u>800's</u>	
		2	3	6	10	4	2			
		<u>Ave of Game 1</u>			<u>Ave of Game 2</u>			<u>Ave of Game 3</u>		
		206.37			202.96			198.85		

High game of 278 on week 20      High series of 719 on week 22      High average of 208.33 after bowling week 6  
 Low game of 138 on week 16      Low series of 467 on week 28      Low average of 183.67 after bowling week 1

#### High Scores by Game

Game #1: 264 on week 4    Game #2: 278 on week 20    Game #3: 277 on week 26

Note: This report includes information through March 16 which is Week 27 of 29

