

Note: This report includes information through March 16 which is Week 27 of 29

William C. Corbett's Bowling Record - Team 5: Nationwide Insurance

Week No.	Bowling Date	Old Ave	Old HDCP	HDCP				---Average Change---				High Game	High Sers	HDCP Game	HDCP Sers				
				-1-	-2-	-3-	Total	Total	Pins	Gms	New					Old	----> +/-		
1	09/09/19	bk166	0				0	0	0	0	-	0.00	=	0.00	0	0			
2	09/16/19	bk166	0				0	0	0	0	-	0.00	=	0.00	0	0			
3	09/23/19	bk166	57	156	119	100	375	546	375	3	125.00	-	0.00	=	125.00	156	375		
4	09/30/19	bk166	0				0	0	375	3	125.00	-	125.00	=	0.00	156	375		
5	10/07/19	bk166	57	128	136	157	421	592	796	6	132.67	-	125.00	=	7.67	157	421		
6	10/14/19	bk166	57	136	165	193	494	665	1290	9	143.33	-	132.67	=	10.67	193	494		
7	10/21/19	143	0				0	0	1290	9	143.33	-	143.33	=	0.00	193	494		
8	10/28/19	143	0				0	0	1290	9	143.33	-	143.33	=	0.00	193	494		
9	11/04/19	143	0				0	0	1290	9	143.33	-	143.33	=	0.00	193	494		
10	11/11/19	143	0				0	0	1290	9	143.33	-	143.33	=	0.00	193	494		

End of 1st part

11	11/18/19	143	0				0	0	1290	9	143.33	-	143.33	=	0.00	193	494		
12	11/25/19	143	0				0	0	1290	9	143.33	-	143.33	=	0.00	193	494		
13	12/02/19	143	0				0	0	1290	9	143.33	-	143.33	=	0.00	193	494		
14	12/09/19	143	78	151	160	137	448	682	1738	12	144.83	-	143.33	=	1.50	193	494	238	682
15	12/16/19	144	77	176	133	171	480	711	2218	15	147.87	-	144.83	=	3.03	193	494	253	711
16	12/23/19	147	74	128	161	129	418	640	2636	18	146.44	-	147.87	=	-1.42	193	494	253	711
0	12/30/19	146	0				0	0	2636	18	146.44	-	146.44	=	0.00	193	494	253	711
17	01/06/20	146	0				0	0	2636	18	146.44	-	146.44	=	0.00	193	494	253	711
18	01/13/20	146	75	125	161	166	452	677	3088	21	147.05	-	146.44	=	0.60	193	494	253	711
19	01/20/20	147	74	151	170	192	513	735	3601	24	150.04	-	147.05	=	2.99	193	513	266	735

513 --- 500 Series (150 Ave or Less) -- Local Assoc. Awards

End of 2nd part

20	01/27/20	150	0				0	0	3601	24	150.04	-	150.04	=	0.00	193	513	266	735
21	02/03/20	150	0				0	0	3601	24	150.04	-	150.04	=	0.00	193	513	266	735
22	02/10/20	150	0				0	0	3601	24	150.04	-	150.04	=	0.00	193	513	266	735
23	02/17/20	150	0				0	0	3601	24	150.04	-	150.04	=	0.00	193	513	266	735
24	02/24/20	150	0				0	0	3601	24	150.04	-	150.04	=	0.00	193	513	266	735
25	03/02/20	150	0				0	0	3601	24	150.04	-	150.04	=	0.00	193	513	266	735
26	03/09/20	150	0				0	0	3601	24	150.04	-	150.04	=	0.00	193	513	266	735
27	03/16/20	150	72				0	0	3601	24	150.04	-	150.04	=	0.00	193	513	266	735

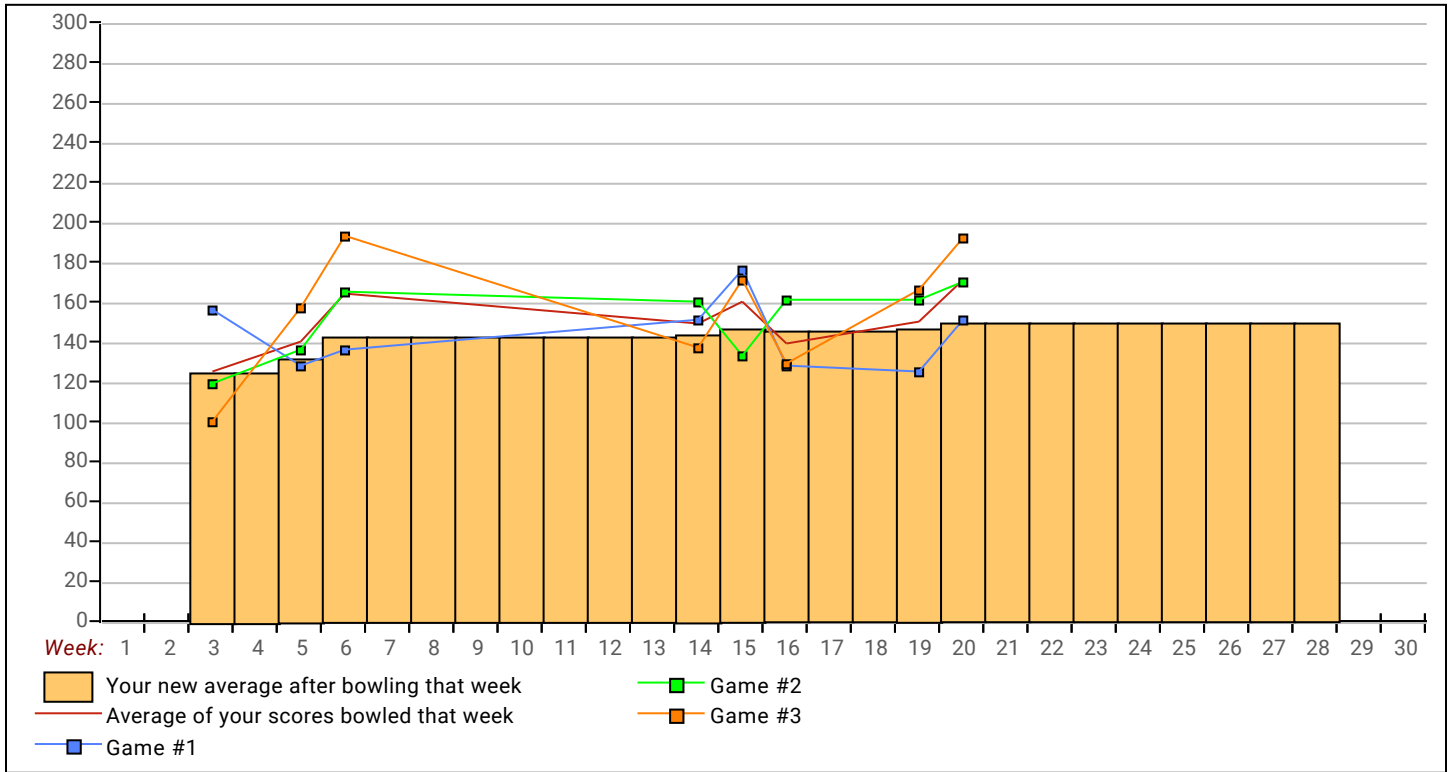
<u><100</u>	<u>100's</u>	<u>125's</u>	<u>150's</u>	<u>175's</u>	<u>200's</u>	<u>225's</u>	<u>250's</u>	<u>275's</u>	<u>300's</u>
	2	8	11	3					
<u><400</u>	<u>400's</u>	<u>450's</u>	<u>500's</u>	<u>550's</u>	<u>600's</u>	<u>650's</u>	<u>700's</u>	<u>750's</u>	<u>800's</u>
1	3	3	1						
<u>Ave of Game 1</u>			<u>Ave of Game 2</u>			<u>Ave of Game 3</u>			
143.88			150.63			155.63			

High game of **193** on week **6** High series of **513** on week **20** High average of **150.04** after bowling week **20**
 Low game of **100** on week **3** Low series of **375** on week **3** Low average of **125.00** after bowling week **3**

High Scores by Game

Game #1: **176** on week **15** Game #2: **170** on week **20** Game #3: **193** on week **6**

Note: This report includes information through March 16 which is Week 27 of 29



Monday 6:30 PM

Lanes 23 - 40

Note: This report includes information through March 16 which is Week 27 of 29

Jessie J. Hall's Bowling Record - Team 5: Nationwide Insurance

Week No.	Bowling Date	Old Ave	Old HDCP	-1- -2- -3-			Total	HDCP		Pins Gms		---Average Change---			High Game	High Sers	HDCP Game	HDCP Sers	
				-1-	-2-	-3-		Total	Pins	Gms	New	Old	+/-						
1	09/09/19	bk172	52	157	184	154	495	651	495	3	165.00	-	0.00	=	165.00	184	495		
2	09/16/19	bk172	52	190	180	132	502	658	997	6	166.17	-	165.00	=	1.17	190	502		
3	09/23/19	bk172	52	136	148	182	466	622	1463	9	162.56	-	166.17	=	-3.61	190	502		
4	09/30/19	162	61	117	149	158	424	607	1887	12	157.25	-	162.56	=	-5.31	190	502	219	607
5	10/07/19	157	0				0	0	1887	12	157.25	-	157.25	=	0.00	190	502	219	607
6	10/14/19	157	65	158	146	135	439	634	2326	15	155.07	-	157.25	=	-2.18	190	502	223	634
7	10/21/19	155	67	135	147	163	445	646	2771	18	153.94	-	155.07	=	-1.12	190	502	230	646
8	10/28/19	153	69	134	154	119	407	614	3178	21	151.33	-	153.94	=	-2.61	190	502	230	646
9	11/04/19	151	71	134	165	162	461	674	3639	24	151.63	-	151.33	=	0.29	190	502	236	674
10	11/11/19	151	71	185	155	144	484	697	4123	27	152.70	-	151.63	=	1.08	190	502	256	697

End of 1st part

11	11/18/19	152	70	144	173	137	454	664	4577	30	152.57	-	152.70	=	-0.14	190	502	256	697
12	11/25/19	152	70	147	150	144	441	651	5018	33	152.06	-	152.57	=	-0.51	190	502	256	697
13	12/02/19	152	70	135	160	158	453	663	5471	36	151.97	-	152.06	=	-0.09	190	502	256	697
14	12/09/19	151	71	170	178	147	495	708	5966	39	152.97	-	151.97	=	1.00	190	502	256	708
15	12/16/19	152	70	110	120	123	353	563	6319	42	150.45	-	152.97	=	-2.52	190	502	256	708
16	12/23/19	150	72	116	202	160	478	694	6797	45	151.04	-	150.45	=	0.59	202	502	274	708
202 --- 200 Game (160 Ave or Less) -- Local Assoc. Awards																			
0	12/30/19	151	0				0	0	6797	45	151.04	-	151.04	=	0.00	202	502	274	708
17	01/06/20	151	71	155	199	133	487	700	7284	48	151.75	-	151.04	=	0.71	202	502	274	708
18	01/13/20	151	71	148	232	159	539	752	7823	51	153.39	-	151.75	=	1.64	232	539	303	752
232 --- 200 Game (160 Ave or Less) -- Local Assoc. Awards																			
19	01/20/20	153	69	161	201	180	542	749	8365	54	154.91	-	153.39	=	1.52	232	542	303	752
201 --- 200 Game (160 Ave or Less) -- Local Assoc. Awards																			

End of 2nd part

20	01/27/20	154	68	149	187	153	489	693	8854	57	155.33	-	154.91	=	0.43	232	542	303	752
21	02/03/20	155	67	156	197	159	512	713	9366	60	156.10	-	155.33	=	0.77	232	542	303	752
22	02/10/20	156	66	150	172	139	461	659	9827	63	155.98	-	156.10	=	-0.12	232	542	303	752
23	02/17/20	155	67	152	177	157	486	687	10313	66	156.26	-	155.98	=	0.27	232	542	303	752
24	02/24/20	156	66	197	163	189	549	747	10862	69	157.42	-	156.26	=	1.16	232	549	303	752
25	03/02/20	157	65	151	168	133	452	647	11314	72	157.14	-	157.42	=	-0.28	232	549	303	752
26	03/09/20	157	65	108	119	127	354	549	11668	75	155.57	-	157.14	=	-1.57	232	549	303	752
27	03/16/20	155	67	157	147	131	435	636	12103	78	155.17	-	155.57	=	-0.41	232	549	303	752

<u><100</u>	<u>100's</u>	<u>125's</u>	<u>150's</u>	<u>175's</u>	<u>200's</u>	<u>225's</u>	<u>250's</u>	<u>275's</u>	<u>300's</u>
	8	25	29	13	2	1			
<u><400</u>	<u>400's</u>	<u>450's</u>	<u>500's</u>	<u>550's</u>	<u>600's</u>	<u>650's</u>	<u>700's</u>	<u>750's</u>	<u>800's</u>
2	6	13	5						
<u>Ave of Game 1</u>			<u>Ave of Game 2</u>			<u>Ave of Game 3</u>			
148.15			168.19			149.15			

High game of **232** on week **19** High series of **549** on week **25** High average of **166.17** after bowling week **2**
 Low game of **108** on week **27** Low series of **353** on week **15** Low average of **150.45** after bowling week **15**

High Scores by Game

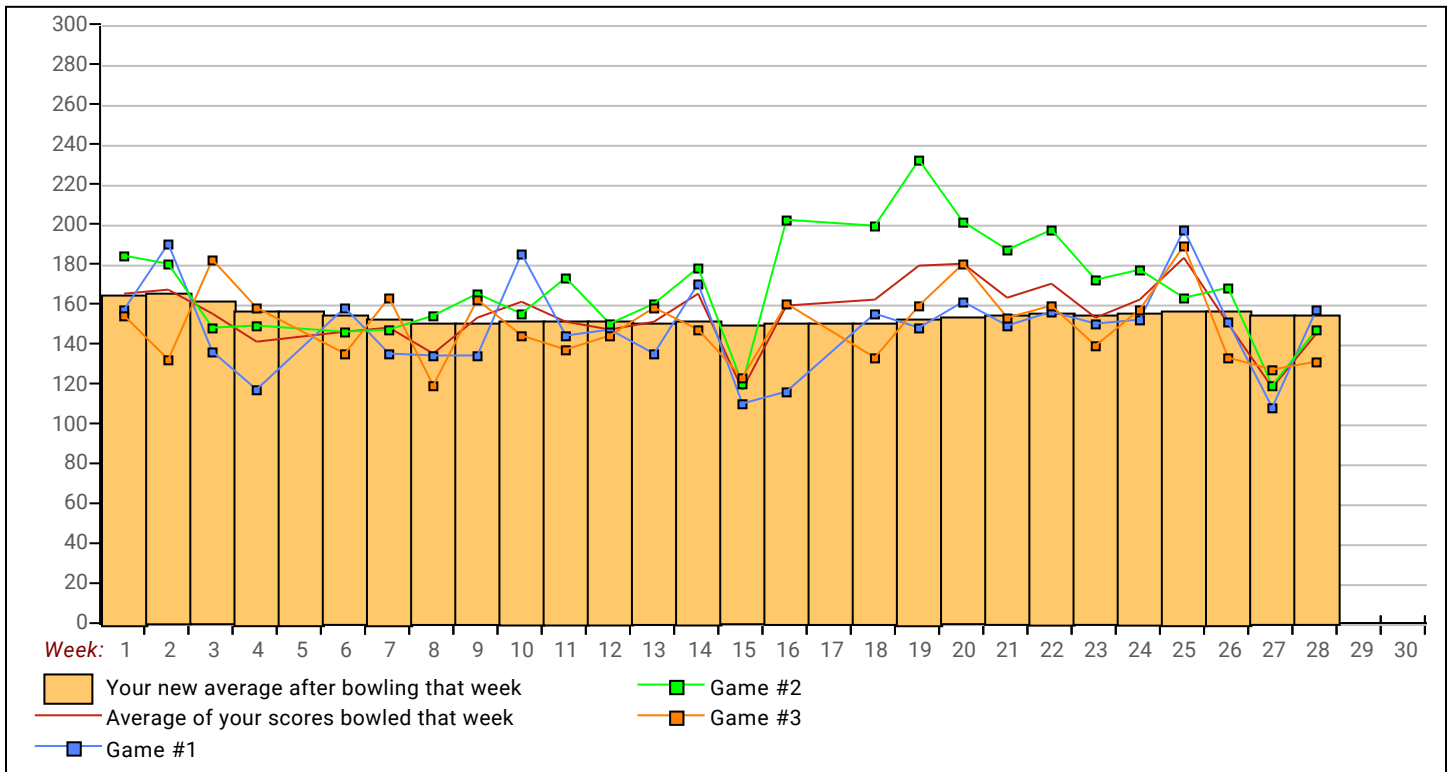
Game #1: **197** on week **25** Game #2: **232** on week **19** Game #3: **189** on week **25**

Industrial League 2019-20

Monday 6:30 PM

Lanes 23 - 40

Note: This report includes information through March 16 which is Week 27 of 29



Note: This report includes information through March 16 which is Week 27 of 29

Roy G. Butler's Bowling Record - Team 5: Nationwide Insurance

Week No.	Bowling Date	Old Ave	Old HDCP	Old			Total	HDCP Total	Pins Gms		---Average Change---			High Game	High Sers	HDCP Game	HDCP Sers
				-1-	-2-	-3-			New	Old	Change						
1	09/09/19	bk182	43	166	180	153	499	628	499	3	166.33	-	0.00	=	166.33	180	499
2	09/16/19	bk182	43	170	179	161	510	639	1009	6	168.17	-	166.33	=	1.83	180	510
3	09/23/19	bk182	43	192	212	175	579	708	1588	9	176.44	-	168.17	=	8.28	212	579
4	09/30/19	176	48	a166	a166	a166	498	642	1588	9	176.44	-	176.44	=	0.00	212	579
5	10/07/19	176	48	133	192	121	446	590	2034	12	169.50	-	176.44	=	-6.94	212	579
6	10/14/19	169	54	166	191	176	533	695	2567	15	171.13	-	169.50	=	1.63	212	579
7	10/21/19	171	53	196	167	189	552	711	3119	18	173.28	-	171.13	=	2.14	212	579
8	10/28/19	173	51	160	171	181	512	665	3631	21	172.90	-	173.28	=	-0.37	212	579
9	11/04/19	172	52	198	151	199	548	704	4179	24	174.13	-	172.90	=	1.22	212	579
10	11/11/19	174	50	154	206	208	568	718	4747	27	175.81	-	174.13	=	1.69	212	579

End of 1st part

11	11/18/19	175	49	183	190	199	572	719	5319	30	177.30	-	175.81	=	1.49	212	579
12	11/25/19	177	47	201	160	150	511	652	5830	33	176.67	-	177.30	=	-0.63	212	579
13	12/02/19	176	48	167	144	170	481	625	6311	36	175.31	-	176.67	=	-1.36	212	579
14	12/09/19	175	49	157	235	201	593	740	6904	39	177.03	-	175.31	=	1.72	235	593
15	12/16/19	177	47	201	161	163	525	666	7429	42	176.88	-	177.03	=	-0.14	235	593
16	12/23/19	176	48	177	192	192	561	705	7990	45	177.56	-	176.88	=	0.67	235	593
0	12/30/19	177	0				0	0	7990	45	177.56	-	177.56	=	0.00	235	593
17	01/06/20	177	47	213	176	183	572	713	8562	48	178.38	-	177.56	=	0.82	235	593
18	01/13/20	178	46	164	179	174	517	655	9079	51	178.02	-	178.38	=	-0.36	235	593
19	01/20/20	178	46	126	192	191	509	647	9588	54	177.56	-	178.02	=	-0.46	235	593

End of 2nd part

20	01/27/20	177	47	152	167	183	502	643	10090	57	177.02	-	177.56	=	-0.54	235	593
21	02/03/20	177	47	157	182	175	514	655	10604	60	176.73	-	177.02	=	-0.28	235	593
22	02/10/20	176	48	180	193	179	552	696	11156	63	177.08	-	176.73	=	0.35	235	593
23	02/17/20	177	47	149	171	194	514	655	11670	66	176.82	-	177.08	=	-0.26	235	593
24	02/24/20	176	48	169	163	152	484	628	12154	69	176.14	-	176.82	=	-0.67	235	593
25	03/02/20	176	48	181	199	188	568	712	12722	72	176.69	-	176.14	=	0.55	235	593
26	03/09/20	176	48	183	175	191	549	693	13271	75	176.95	-	176.69	=	0.25	235	593
27	03/16/20	176	48	a166	a166	a166	498	642	13271	75	176.95	-	176.95	=	0.00	235	593

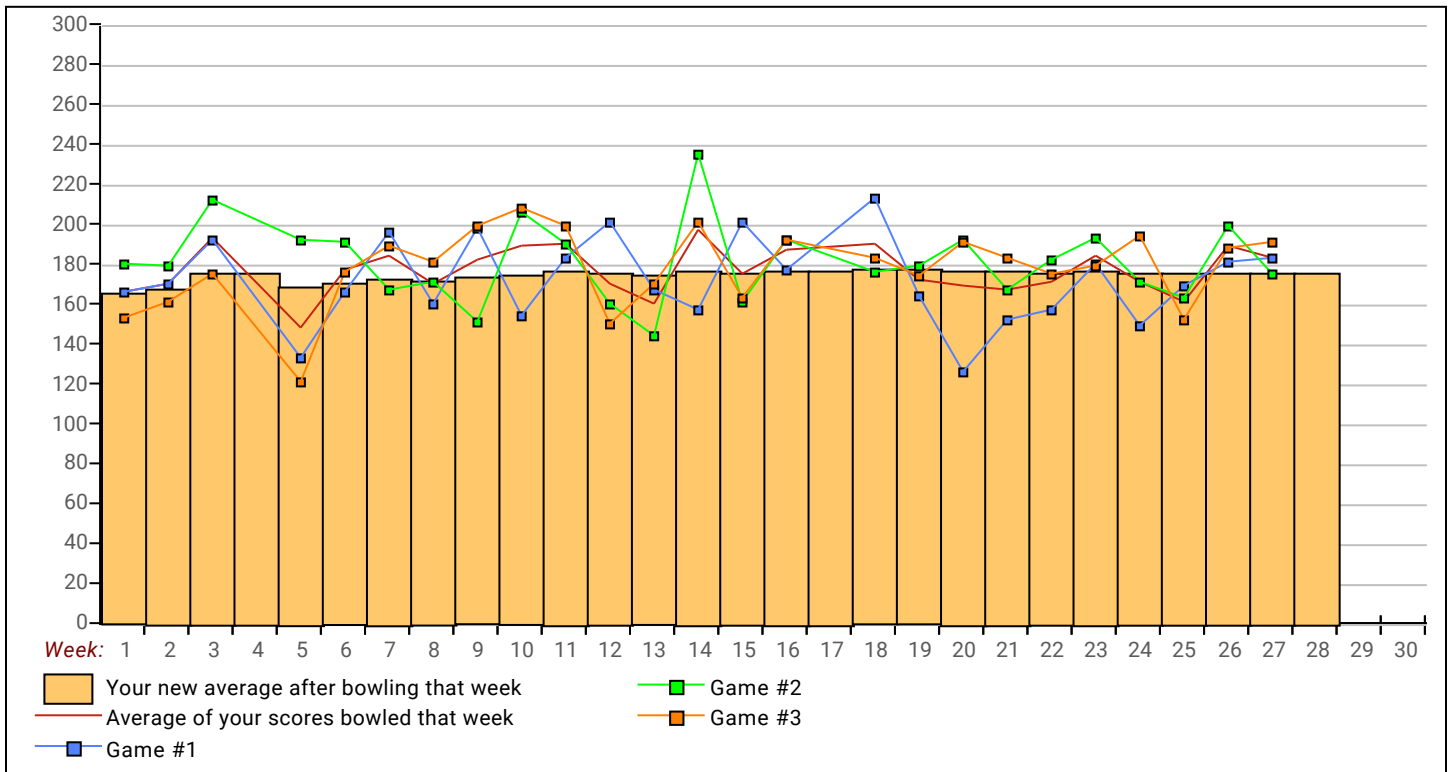
<u><100</u>	<u>100's</u>	<u>125's</u>	<u>150's</u>	<u>175's</u>	<u>200's</u>	<u>225's</u>	<u>250's</u>	<u>275's</u>	<u>300's</u>
	1	4	26	36	7	1			
<u><400</u>	<u>400's</u>	<u>450's</u>	<u>500's</u>	<u>550's</u>	<u>600's</u>	<u>650's</u>	<u>700's</u>	<u>750's</u>	<u>800's</u>
	1	3	12	9					
<u>Ave of Game 1</u>			<u>Ave of Game 2</u>			<u>Ave of Game 3</u>			
171.80			181.12			177.92			

High game of 235 on week 14 High series of 593 on week 14 High average of 178.38 after bowling week 18
 Low game of 121 on week 5 Low series of 446 on week 5 Low average of 166.33 after bowling week 1

High Scores by Game

Game #1: 213 on week 18 Game #2: 235 on week 14 Game #3: 208 on week 10

Note: This report includes information through March 16 which is Week 27 of 29



Monday 6:30 PM

Lanes 23 - 40

Note: This report includes information through March 16 which is Week 27 of 29

Bill B. Bair's Bowling Record - Team 5: Nationwide Insurance

Week No.	Bowling Date	Old Ave	Old HDCP	Old			Total	HDCP		---Average Change---			High Game	High Sers	HDCP Game	HDCP Sers			
				-1-	-2-	-3-		Total	Pins	Gms	New	Old					+/-		
1	09/09/19	bk189	36	a179	a179	a179	537	645	0	0	-	0.00	=	0.00	0	0			
2	09/16/19	bk189	36	181	198	188	567	675	567	3	189.00	-	0.00	=	189.00	198	567		
3	09/23/19	bk189	36	178	158	196	532	640	1099	6	183.17	-	189.00	=	-5.83	198	567		
4	09/30/19	bk189	36	160	189	179	528	636	1627	9	180.78	-	183.17	=	-2.39	198	567		
5	10/07/19	180	45	154	193	143	490	625	2117	12	176.42	-	180.78	=	-4.36	198	567	238	625
6	10/14/19	176	48	138	194	189	521	665	2638	15	175.87	-	176.42	=	-0.55	198	567	242	665
7	10/21/19	175	49	191	197	190	578	725	3216	18	178.67	-	175.87	=	2.80	198	578	246	725
8	10/28/19	178	46	204	169	137	510	648	3726	21	177.43	-	178.67	=	-1.24	204	578	250	725
9	11/04/19	177	47	193	158	141	492	633	4218	24	175.75	-	177.43	=	-1.68	204	578	250	725
10	11/11/19	175	49	198	173	172	543	690	4761	27	176.33	-	175.75	=	0.58	204	578	250	725

End of 1st part

11	11/18/19	176	48	177	167	151	495	639	5256	30	175.20	-	176.33	=	-1.13	204	578	250	725
12	11/25/19	175	49	226	219	159	604	751	5860	33	177.58	-	175.20	=	2.38	226	604	275	751
604 --- 600 Series (175 Ave or Less) -- Local Assoc. Awards																			
13	12/02/19	177	47	141	144	166	451	592	6311	36	175.31	-	177.58	=	-2.27	226	604	275	751
14	12/09/19	175	49	177	178	247	602	749	6913	39	177.26	-	175.31	=	1.95	247	604	296	751
602 --- 600 Series (175 Ave or Less) -- Local Assoc. Awards																			
15	12/16/19	177	47	147	171	138	456	597	7369	42	175.45	-	177.26	=	-1.80	247	604	296	751
16	12/23/19	175	49	208	209	214	631	778	8000	45	177.78	-	175.45	=	2.33	247	631	296	778
631 --- 600 Series (175 Ave or Less) -- Local Assoc. Awards																			
0	12/30/19	177	0				0	0	8000	45	177.78	-	177.78	=	0.00	247	631	296	778
17	01/06/20	177	47	166	226	191	583	724	8583	48	178.81	-	177.78	=	1.03	247	631	296	778
18	01/13/20	178	46	151	174	187	512	650	9095	51	178.33	-	178.81	=	-0.48	247	631	296	778
19	01/20/20	178	46	196	178	174	548	686	9643	54	178.57	-	178.33	=	0.24	247	631	296	778

End of 2nd part

20	01/27/20	178	46	180	221	153	554	692	10197	57	178.89	-	178.57	=	0.32	247	631	296	778
21	02/03/20	178	46	182	146	160	488	626	10685	60	178.08	-	178.89	=	-0.81	247	631	296	778
22	02/10/20	178	46	180	195	189	564	702	11249	63	178.56	-	178.08	=	0.47	247	631	296	778
23	02/17/20	178	46	172	162	187	521	659	11770	66	178.33	-	178.56	=	-0.22	247	631	296	778
24	02/24/20	178	46	156	180	214	550	688	12320	69	178.55	-	178.33	=	0.22	247	631	296	778
25	03/02/20	178	46	172	178	191	541	679	12861	72	178.63	-	178.55	=	0.07	247	631	296	778
26	03/09/20	178	46	191	163	201	555	693	13416	75	178.88	-	178.63	=	0.26	247	631	296	778
27	03/16/20	178	46	173	203	202	578	716	13994	78	179.41	-	178.88	=	0.53	247	631	296	778

<u><100</u>	<u>100's</u>	<u>125's</u>	<u>150's</u>	<u>175's</u>	<u>200's</u>	<u>225's</u>	<u>250's</u>	<u>275's</u>	<u>300's</u>
		9	24	32	10	3			
<u><400</u>	<u>400's</u>	<u>450's</u>	<u>500's</u>	<u>550's</u>	<u>600's</u>	<u>650's</u>	<u>700's</u>	<u>750's</u>	<u>800's</u>
		6	9	8	3				
		<u>Ave of Game 1</u>			<u>Ave of Game 2</u>		<u>Ave of Game 3</u>		
		176.62			182.42		179.19		

High game of **247** on week **14** High series of **631** on week **16** High average of **189.00** after bowling week **2**
 Low game of **137** on week **8** Low series of **451** on week **13** Low average of **175.20** after bowling week **11**

High Scores by Game

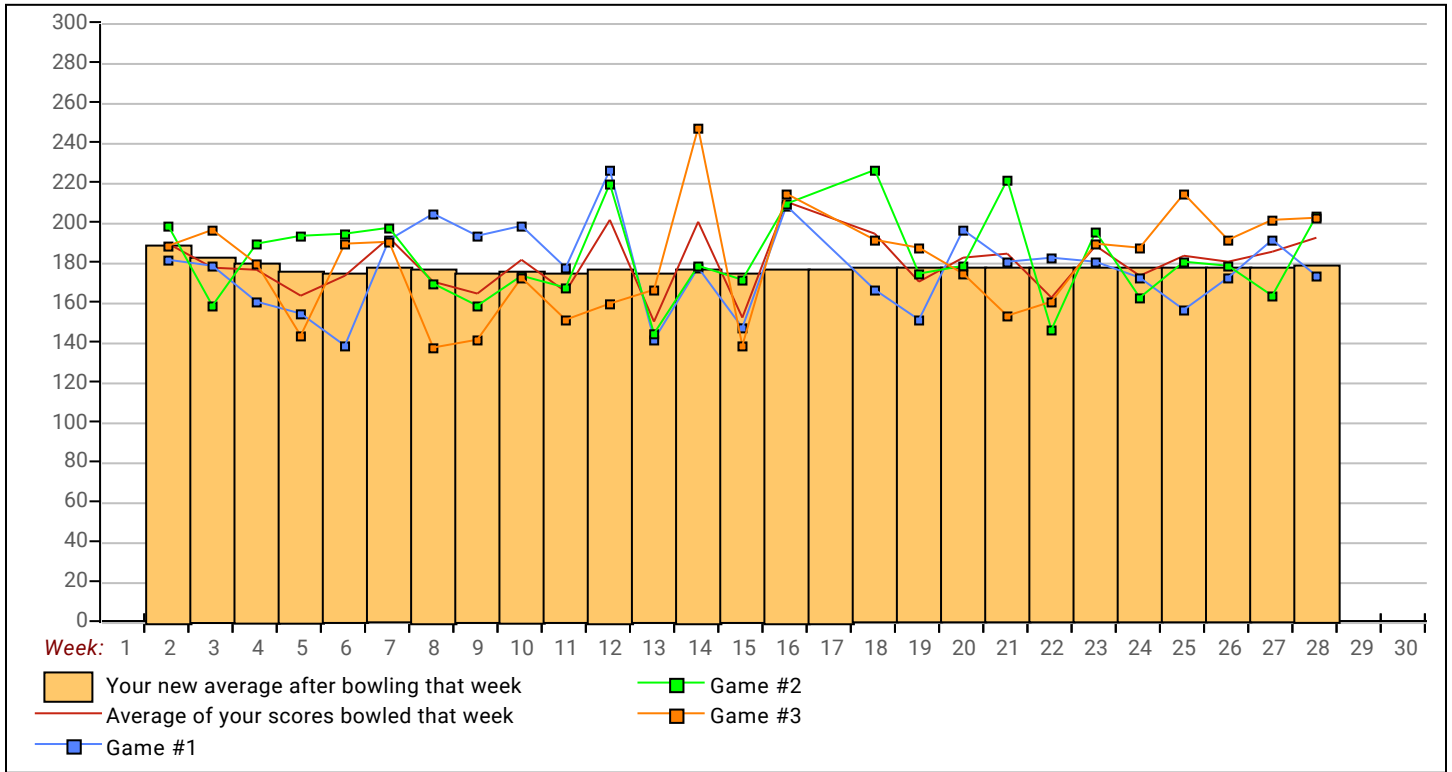
Game #1: **226** on week **12** Game #2: **226** on week **18** Game #3: **247** on week **14**

Industrial League 2019-20

Monday 6:30 PM

Lanes 23 - 40

Note: This report includes information through March 16 which is Week 27 of 29



Note: This report includes information through March 16 which is Week 27 of 29

John A. Lawson's Bowling Record - Team 5: Nationwide Insurance

Week No.	Bowling Date	Old Ave	Old HDCP	Series			Total	HDCP		Pins Gms		---Average Change---			High Game	High Sers	HDCP Game	HDCP Sers	
				-1-	-2-	-3-		Total	Total			New	Old	+/-					
1	09/09/19	bk193	33	182	194	224	600	699	600	3	200.00	-	0.00	=	200.00	224	600		
2	09/16/19	bk193	33	235	189	227	651	750	1251	6	208.50	-	200.00	=	8.50	235	651		
3	09/23/19	bk193	33	211	189	203	603	702	1854	9	206.00	-	208.50	=	-2.50	235	651		
4	09/30/19	206	21	160	128	195	483	546	2337	12	194.75	-	206.00	=	-11.25	235	651	216	546
5	10/07/19	194	32	165	161	182	508	604	2845	15	189.67	-	194.75	=	-5.08	235	651	216	604
6	10/14/19	189	0				0	0	2845	15	189.67	-	189.67	=	0.00	235	651	216	604
7	10/21/19	189	36	159	169	182	510	618	3355	18	186.39	-	189.67	=	-3.28	235	651	218	618
8	10/28/19	186	39	213	179	161	553	670	3908	21	186.10	-	186.39	=	-0.29	235	651	252	670
9	11/04/19	186	39	189	189	186	564	681	4472	24	186.33	-	186.10	=	0.24	235	651	252	681
10	11/11/19	186	39	222	211	172	605	722	5077	27	188.04	-	186.33	=	1.70	235	651	261	722

End of 1st part

11	11/18/19	188	37	211	242	173	626	737	5703	30	190.10	-	188.04	=	2.06	242	651	279	737
12	11/25/19	190	36	237	200	177	614	722	6317	33	191.42	-	190.10	=	1.32	242	651	279	737
13	12/02/19	191	35	192	199	188	579	684	6896	36	191.56	-	191.42	=	0.13	242	651	279	737
14	12/09/19	191	0				0	0	6896	36	191.56	-	191.56	=	0.00	242	651	279	737
15	12/16/19	191	0				0	0	6896	36	191.56	-	191.56	=	0.00	242	651	279	737
16	12/23/19	191	35	191	246	207	644	749	7540	39	193.33	-	191.56	=	1.78	246	651	281	749
0	12/30/19	193	0				0	0	7540	39	193.33	-	193.33	=	0.00	246	651	281	749
17	01/06/20	193	33	156	178	207	541	640	8081	42	192.40	-	193.33	=	-0.93	246	651	281	749
18	01/13/20	192	0				0	0	8081	42	192.40	-	192.40	=	0.00	246	651	281	749
19	01/20/20	192	0				0	0	8081	42	192.40	-	192.40	=	0.00	246	651	281	749

End of 2nd part

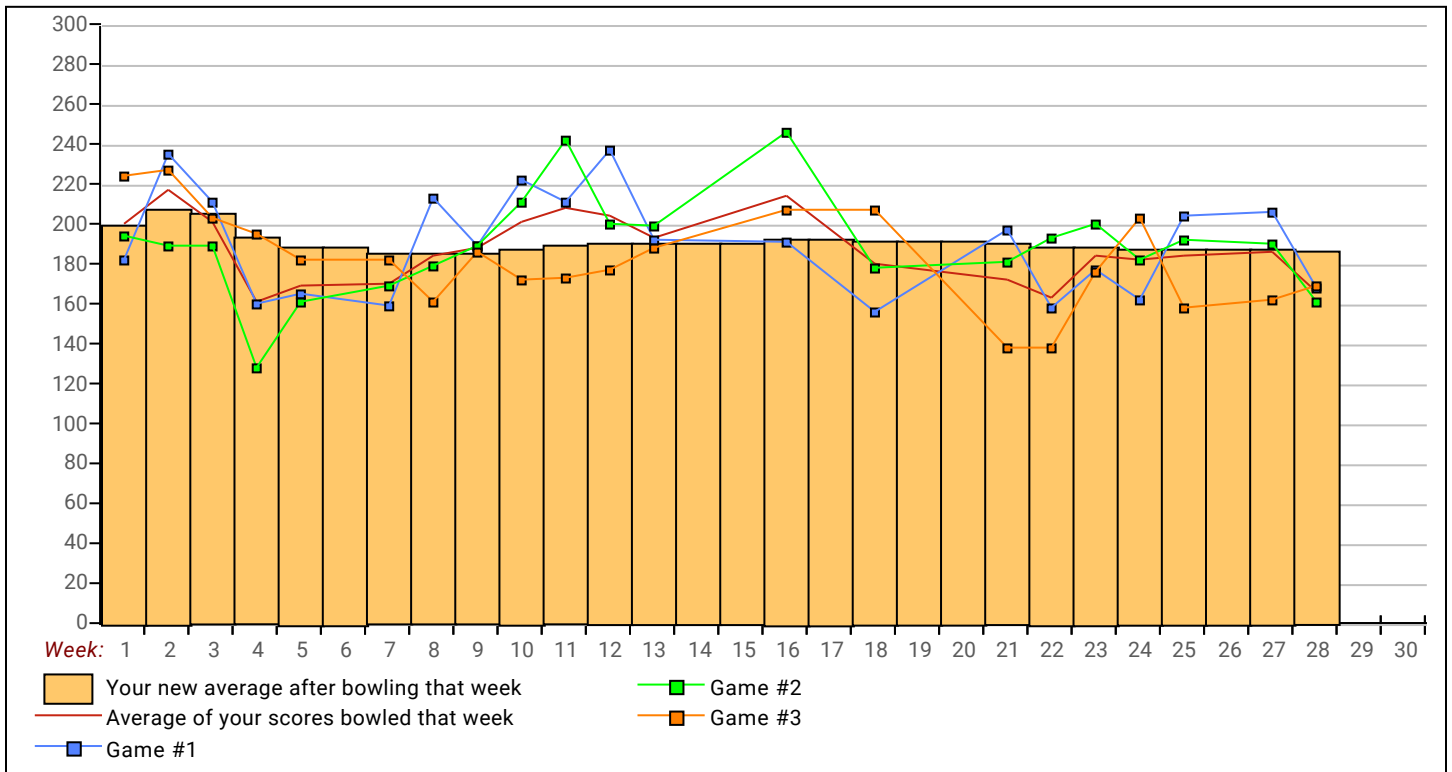
20	01/27/20	192	34	197	181	138	516	618	8597	45	191.04	-	192.40	=	-1.36	246	651	281	749
21	02/03/20	191	35	158	193	138	489	594	9086	48	189.29	-	191.04	=	-1.75	246	651	281	749
22	02/10/20	189	36	177	200	176	553	661	9639	51	189.00	-	189.29	=	-0.29	246	651	281	749
23	02/17/20	189	36	162	182	203	547	655	10186	54	188.63	-	189.00	=	-0.37	246	651	281	749
24	02/24/20	188	37	204	192	158	554	665	10740	57	188.42	-	188.63	=	-0.21	246	651	281	749
25	03/02/20	188	37	a178	a178	a178	534	645	10740	57	188.42	-	188.42	=	0.00	246	651	281	749
26	03/09/20	188	37	206	190	162	558	669	11298	60	188.30	-	188.42	=	-0.12	246	651	281	749
27	03/16/20	188	37	168	161	169	498	609	11796	63	187.24	-	188.30	=	-1.06	246	651	281	749

<u><100</u>	<u>100's</u>	<u>125's</u>	<u>150's</u>	<u>175's</u>	<u>200's</u>	<u>225's</u>	<u>250's</u>	<u>275's</u>	<u>300's</u>
		3	16	25	14	5			
<u><400</u>	<u>400's</u>	<u>450's</u>	<u>500's</u>	<u>550's</u>	<u>600's</u>	<u>650's</u>	<u>700's</u>	<u>750's</u>	<u>800's</u>
		3	5	6	6	1			
<u>Ave of Game 1</u>			<u>Ave of Game 2</u>			<u>Ave of Game 3</u>			
190.24			189.19			182.29			

High game of 246 on week 16 High series of 651 on week 2 High average of 208.50 after bowling week 2
 Low game of 128 on week 4 Low series of 483 on week 4 Low average of 186.10 after bowling week 8

High Scores by Game
 Game #1: 237 on week 12 Game #2: 246 on week 16 Game #3: 227 on week 2

Note: This report includes information through March 16 which is Week 27 of 29



Monday 6:30 PM

Lanes 23 - 40

Note: This report includes information through March 16 which is Week 27 of 29

Shane A. Butler's Bowling Record - Team 5: Nationwide Insurance

Week No.	Bowling Date	Old Ave	Old HDCP	Old			Total	HDCP Total	Pins Gms		---Average Change---			High Game	High Sers	HDCP Game	HDCP Sers		
				-1-	-2-	-3-			New	Old	----> +/-								
1	09/09/19	bk221	8	173	187	257	617	641	617	3	205.67	-	0.00	=	205.67	257	617		
2	09/16/19	bk221	8	182	244	231	657	681	1274	6	212.33	-	205.67	=	6.67	257	657		
3	09/23/19	bk221	0				0	0	1274	6	212.33	-	212.33	=	0.00	257	657		
4	09/30/19	bk221	8	167	183	256	606	630	1880	9	208.89	-	212.33	=	-3.44	257	657		
5	10/07/19	208	19	184	225	170	579	636	2459	12	204.92	-	208.89	=	-3.97	257	657	244	636
6	10/14/19	204	23	191	168	190	549	618	3008	15	200.53	-	204.92	=	-4.38	257	657	244	636
7	10/21/19	200	27	163	180	180	523	604	3531	18	196.17	-	200.53	=	-4.37	257	657	244	636
8	10/28/19	196	30	205	185	170	560	650	4091	21	194.81	-	196.17	=	-1.36	257	657	244	650
9	11/04/19	194	32	158	158	181	497	593	4588	24	191.17	-	194.81	=	-3.64	257	657	244	650
10	11/11/19	191	35	246	222	234	702	807	5290	27	195.93	-	191.17	=	4.76	257	702	281	807

702 --- 700 Series (215 Ave or Less) -- Local Assoc. Awards

End of 1st part

11	11/18/19	195	31	163	225	207	595	688	5885	30	196.17	-	195.93	=	0.24	257	702	281	807
12	11/25/19	196	30	a186	a186	a186	558	648	5885	30	196.17	-	196.17	=	0.00	257	702	281	807
13	12/02/19	196	30	192	164	262	618	708	6503	33	197.06	-	196.17	=	0.89	262	702	292	807
14	12/09/19	197	29	201	180	173	554	641	7057	36	196.03	-	197.06	=	-1.03	262	702	292	807
15	12/16/19	196	30	237	176	157	570	660	7627	39	195.56	-	196.03	=	-0.46	262	702	292	807
16	12/23/19	195	0				0	0	7627	39	195.56	-	195.56	=	0.00	262	702	292	807
0	12/30/19	195	0				0	0	7627	39	195.56	-	195.56	=	0.00	262	702	292	807
17	01/06/20	195	31	191	172	185	548	641	8175	42	194.64	-	195.56	=	-0.92	262	702	292	807
18	01/13/20	194	32	154	201	260	615	711	8790	45	195.33	-	194.64	=	0.69	262	702	292	807
19	01/20/20	195	31	194	198	214	606	699	9396	48	195.75	-	195.33	=	0.42	262	702	292	807

End of 2nd part

20	01/27/20	195	31	175	167	211	553	646	9949	51	195.08	-	195.75	=	-0.67	262	702	292	807
21	02/03/20	195	31	202	205	190	597	690	10546	54	195.30	-	195.08	=	0.22	262	702	292	807
22	02/10/20	195	31	153	188	177	518	611	11064	57	194.11	-	195.30	=	-1.19	262	702	292	807
23	02/17/20	194	32	224	171	198	593	689	11657	60	194.28	-	194.11	=	0.18	262	702	292	807
24	02/24/20	194	32	195	119	159	473	569	12130	63	192.54	-	194.28	=	-1.74	262	702	292	807
25	03/02/20	192	34	186	151	178	515	617	12645	66	191.59	-	192.54	=	-0.95	262	702	292	807
26	03/09/20	191	35	179	200	175	554	659	13199	69	191.29	-	191.59	=	-0.30	262	702	292	807
27	03/16/20	191	35	106	159	202	467	572	13666	72	189.81	-	191.29	=	-1.48	262	702	292	807

<u><100</u>	<u>100's</u>	<u>125's</u>	<u>150's</u>	<u>175's</u>	<u>200's</u>	<u>225's</u>	<u>250's</u>	<u>275's</u>	<u>300's</u>
	2		20	27	12	7	4		
<u><400</u>	<u>400's</u>	<u>450's</u>	<u>500's</u>	<u>550's</u>	<u>600's</u>	<u>650's</u>	<u>700's</u>	<u>750's</u>	<u>800's</u>
		3	5	9	5	1	1		
<u>Ave of Game 1</u>			<u>Ave of Game 2</u>			<u>Ave of Game 3</u>			
184.21			184.50			200.71			

High game of **262** on week **13** High series of **702** on week **10** High average of **212.33** after bowling week **2**
 Low game of **106** on week **28** Low series of **467** on week **28** Low average of **189.81** after bowling week **28**

High Scores by Game

Game #1: **246** on week **10** Game #2: **244** on week **2** Game #3: **262** on week **13**

Industrial League 2019-20

Monday 6:30 PM

Lanes 23 - 40

Note: This report includes information through March 16 which is Week 27 of 29

