

Monday 6:30 PM

Lanes 23 - 40

Note: This report includes information through March 16 which is Week 27 of 29

## William J. Pinckney's Bowling Record - Team 4: 1 Covering

Week No.	Bowling Date	Old Ave	Old HDCP	-1- -2- -3-			Total	HDCP		Pins Gms		---Average Change---			High Game	High Sers	HDCP Game	HDCP Sers	
				-1-	-2-	-3-		Total	Total	New	Old	Change							
1	09/09/19	bk165	58	149	147	148	444	618	444	3	148.00	-	0.00	=	148.00	149	444		
2	09/16/19	bk165	58	167	189	158	514	688	958	6	159.67	-	148.00	=	11.67	189	514		
3	09/23/19	bk165	0				0	0	958	6	159.67	-	159.67	=	0.00	189	514		
4	09/30/19	bk165	58	180	172	178	530	704	1488	9	165.33	-	159.67	=	5.67	189	530		
5	10/07/19	165	0				0	0	1488	9	165.33	-	165.33	=	0.00	189	530		
6	10/14/19	165	0				0	0	1488	9	165.33	-	165.33	=	0.00	189	530		
7	10/21/19	165	0				0	0	1488	9	165.33	-	165.33	=	0.00	189	530		
8	10/28/19	165	58	193	168	161	522	696	2010	12	167.50	-	165.33	=	2.17	193	530	251	696
9	11/04/19	167	56	165	188	196	549	717	2559	15	170.60	-	167.50	=	3.10	196	549	252	717
10	11/11/19	170	0				0	0	2559	15	170.60	-	170.60	=	0.00	196	549	252	717

### End of 1st part

11	11/18/19	170	0				0	0	2559	15	170.60	-	170.60	=	0.00	196	549	252	717
12	11/25/19	170	0				0	0	2559	15	170.60	-	170.60	=	0.00	196	549	252	717
13	12/02/19	170	0				0	0	2559	15	170.60	-	170.60	=	0.00	196	549	252	717
14	12/09/19	170	0				0	0	2559	15	170.60	-	170.60	=	0.00	196	549	252	717
15	12/16/19	170	0				0	0	2559	15	170.60	-	170.60	=	0.00	196	549	252	717
16	12/23/19	170	0				0	0	2559	15	170.60	-	170.60	=	0.00	196	549	252	717
0	12/30/19	170	0				0	0	2559	15	170.60	-	170.60	=	0.00	196	549	252	717
17	01/06/20	170	0				0	0	2559	15	170.60	-	170.60	=	0.00	196	549	252	717
18	01/13/20	170	0				0	0	2559	15	170.60	-	170.60	=	0.00	196	549	252	717
19	01/20/20	170	54	180	178	147	505	667	3064	18	170.22	-	170.60	=	-0.38	196	549	252	717

### End of 2nd part

20	01/27/20	170	0				0	0	3064	18	170.22	-	170.22	=	0.00	196	549	252	717
21	02/03/20	170	54	153	211	154	518	680	3582	21	170.57	-	170.22	=	0.35	211	549	265	717
22	02/10/20	170	0				0	0	3582	21	170.57	-	170.57	=	0.00	211	549	265	717
23	02/17/20	170	0				0	0	3582	21	170.57	-	170.57	=	0.00	211	549	265	717
24	02/24/20	170	54	175	163	190	528	690	4110	24	171.25	-	170.57	=	0.68	211	549	265	717
25	03/02/20	171	0				0	0	4110	24	171.25	-	171.25	=	0.00	211	549	265	717
26	03/09/20	171	0				0	0	4110	24	171.25	-	171.25	=	0.00	211	549	265	717
27	03/16/20	171	53	153	150	124	427	586	4537	27	168.04	-	171.25	=	-3.21	211	549	265	717

<u>&lt;100</u>	<u>100's</u>	<u>125's</u>	<u>150's</u>	<u>175's</u>	<u>200's</u>	<u>225's</u>	<u>250's</u>	<u>275's</u>	<u>300's</u>
	1	4	11	10	1				
<u>&lt;400</u>	<u>400's</u>	<u>450's</u>	<u>500's</u>	<u>550's</u>	<u>600's</u>	<u>650's</u>	<u>700's</u>	<u>750's</u>	<u>800's</u>
	2		7						

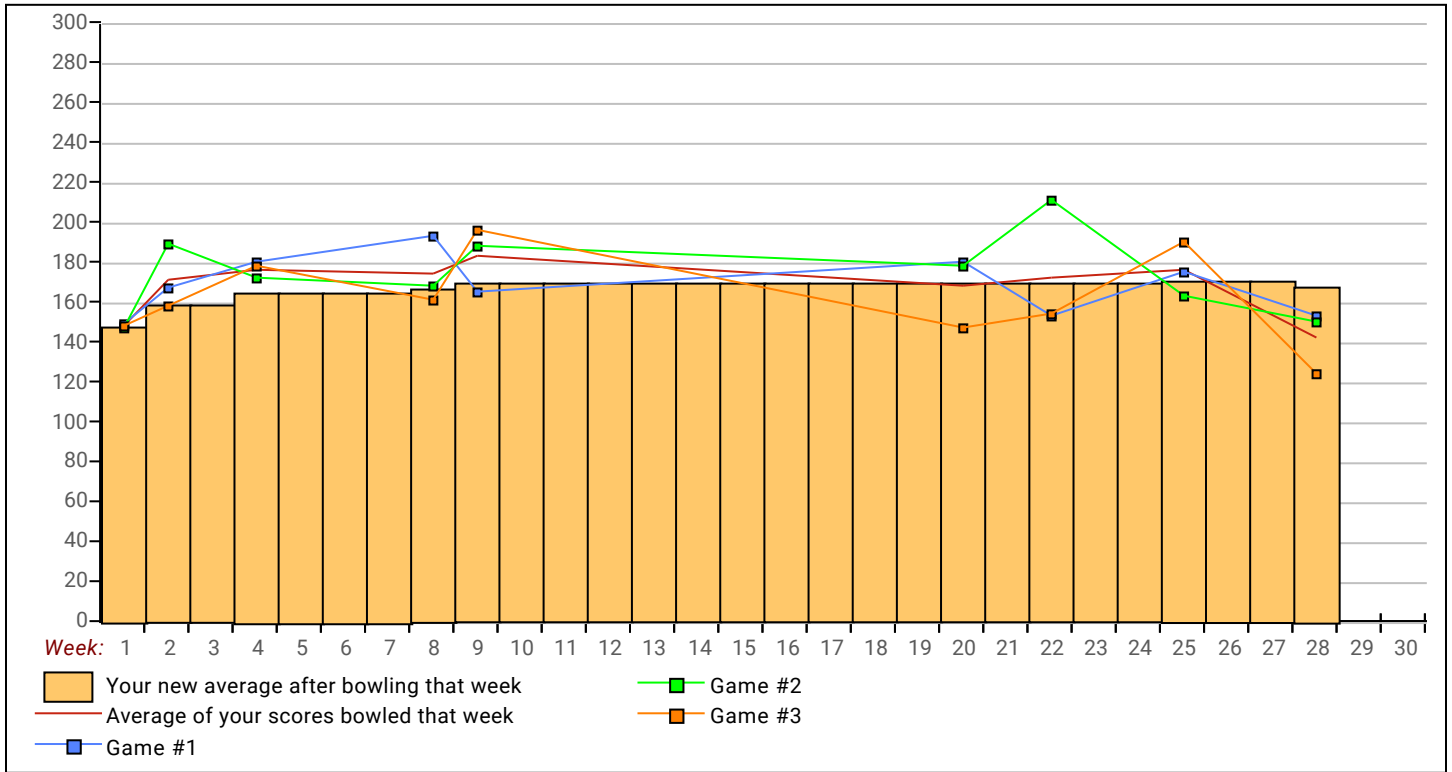
<u>Ave of Game 1</u>	<u>Ave of Game 2</u>	<u>Ave of Game 3</u>
168.33	174.00	161.78

High game of 211 on week 22      High series of 549 on week 9      High average of 171.25 after bowling week 25  
 Low game of 124 on week 28      Low series of 427 on week 28      Low average of 148.00 after bowling week 1

High Scores by Game

Game #1: 193 on week 8    Game #2: 211 on week 22    Game #3: 196 on week 9

Note: This report includes information through March 16 which is Week 27 of 29



Monday 6:30 PM

Lanes 23 - 40

Note: This report includes information through March 16 which is Week 27 of 29

### Patrick M. Needham's Bowling Record - Team 4: 1 Covering

Week No.	Bowling Date	Old Ave	Old HDCP	Old			Total	HDCP		---Average Change---			High Game	High Sers	HDCP Game	HDCP Sers			
				-1-	-2-	-3-		Total	Pins	Gms	New	Old					+/-		
1	09/09/19	bk189	36	a179	a179	a179	537	645	0	0	-	0.00	=	0.00	0	0			
2	09/16/19	bk189	36	157	163	148	468	576	468	3	156.00	-	0.00	=	156.00	163	468		
3	09/23/19	bk189	36	136	<b>191</b>	<b>162</b>	489	<b>597</b>	957	6	159.50	-	156.00	=	3.50	191	489		
4	09/30/19	bk189	36	144	<b>203</b>	159	506	614	1463	9	162.56	-	159.50	=	3.06	203	506		
5	10/07/19	162	61	<b>198</b>	<b>175</b>	<b>171</b>	544	<b>727</b>	2007	12	167.25	-	162.56	=	4.69	203	544	259	727
6	10/14/19	167	56	<b>150</b>	<b>188</b>	<b>190</b>	528	<b>696</b>	2535	15	169.00	-	167.25	=	1.75	203	544	259	727
7	10/21/19	169	54	<b>188</b>	<b>189</b>	146	523	<b>685</b>	3058	18	169.89	-	169.00	=	0.89	203	544	259	727
8	10/28/19	169	54	170	<b>177</b>	177	524	686	3582	21	170.57	-	169.89	=	0.68	203	544	259	727
9	11/04/19	170	54	<b>170</b>	<b>190</b>	188	548	<b>710</b>	4130	24	172.08	-	170.57	=	1.51	203	548	259	727
10	11/11/19	172	52	156	<b>202</b>	<b>178</b>	536	<b>692</b>	4666	27	172.81	-	172.08	=	0.73	203	548	259	727

#### End of 1st part

11	11/18/19	172	52	<b>170</b>	<b>213</b>	155	538	<b>694</b>	5204	30	173.47	-	172.81	=	0.65	213	548	265	727
12	11/25/19	173	0				0	0	5204	30	173.47	-	173.47	=	0.00	213	548	265	727
13	12/02/19	173	51	<b>154</b>	133	<b>160</b>	447	600	5651	33	171.24	-	173.47	=	-2.22	213	548	265	727
14	12/09/19	171	53	156	<b>187</b>	137	480	639	6131	36	170.31	-	171.24	=	-0.94	213	548	265	727
15	12/16/19	170	54	a160	a160	a160	480	642	6131	36	170.31	-	170.31	=	0.00	213	548	265	727
16	12/23/19	170	54	<b>182</b>	<b>222</b>	<b>192</b>	596	<b>758</b>	6727	39	172.49	-	170.31	=	2.18	222	596	276	758
0	12/30/19	172	0				0	0	6727	39	172.49	-	172.49	=	0.00	222	596	276	758
17	01/06/20	172	0				0	0	6727	39	172.49	-	172.49	=	0.00	222	596	276	758
18	01/13/20	172	52	127	<b>199</b>	<b>184</b>	510	<b>666</b>	7237	42	172.31	-	172.49	=	-0.18	222	596	276	758
19	01/20/20	172	52	<b>246</b>	160	<b>204</b>	610	<b>766</b>	7847	45	174.38	-	172.31	=	2.07	246	610	298	766

610 --- 600 Series (175 Ave or Less) -- Local Assoc. Awards

#### End of 2nd part

20	01/27/20	174	50	<b>169</b>	176	155	500	650	8347	48	173.90	-	174.38	=	-0.48	246	610	298	766
21	02/03/20	173	51	179	<b>200</b>	193	572	<b>725</b>	8919	51	174.88	-	173.90	=	0.99	246	610	298	766
22	02/10/20	174	50	165	141	<b>201</b>	507	<b>657</b>	9426	54	174.56	-	174.88	=	-0.33	246	610	298	766
23	02/17/20	174	50	<b>191</b>	<b>160</b>	<b>159</b>	510	<b>660</b>	9936	57	174.32	-	174.56	=	-0.24	246	610	298	766
24	02/24/20	174	50	150	171	124	445	595	10381	60	173.02	-	174.32	=	-1.30	246	610	298	766
25	03/02/20	173	51	<b>190</b>	<b>218</b>	<b>179</b>	587	<b>740</b>	10968	63	174.10	-	173.02	=	1.08	246	610	298	766
26	03/09/20	174	0				0	0	10968	63	174.10	-	174.10	=	0.00	246	610	298	766
27	03/16/20	174	50	a164	a164	a164	492	642	10968	63	174.10	-	174.10	=	0.00	246	610	298	766

<u>&lt;100</u>	<u>100's</u>	<u>125's</u>	<u>150's</u>	<u>175's</u>	<u>200's</u>	<u>225's</u>	<u>250's</u>	<u>275's</u>	<u>300's</u>
	1	8	22	23	8	1			
<u>&lt;400</u>	<u>400's</u>	<u>450's</u>	<u>500's</u>	<u>550's</u>	<u>600's</u>	<u>650's</u>	<u>700's</u>	<u>750's</u>	<u>800's</u>
	2	3	12	3	1				

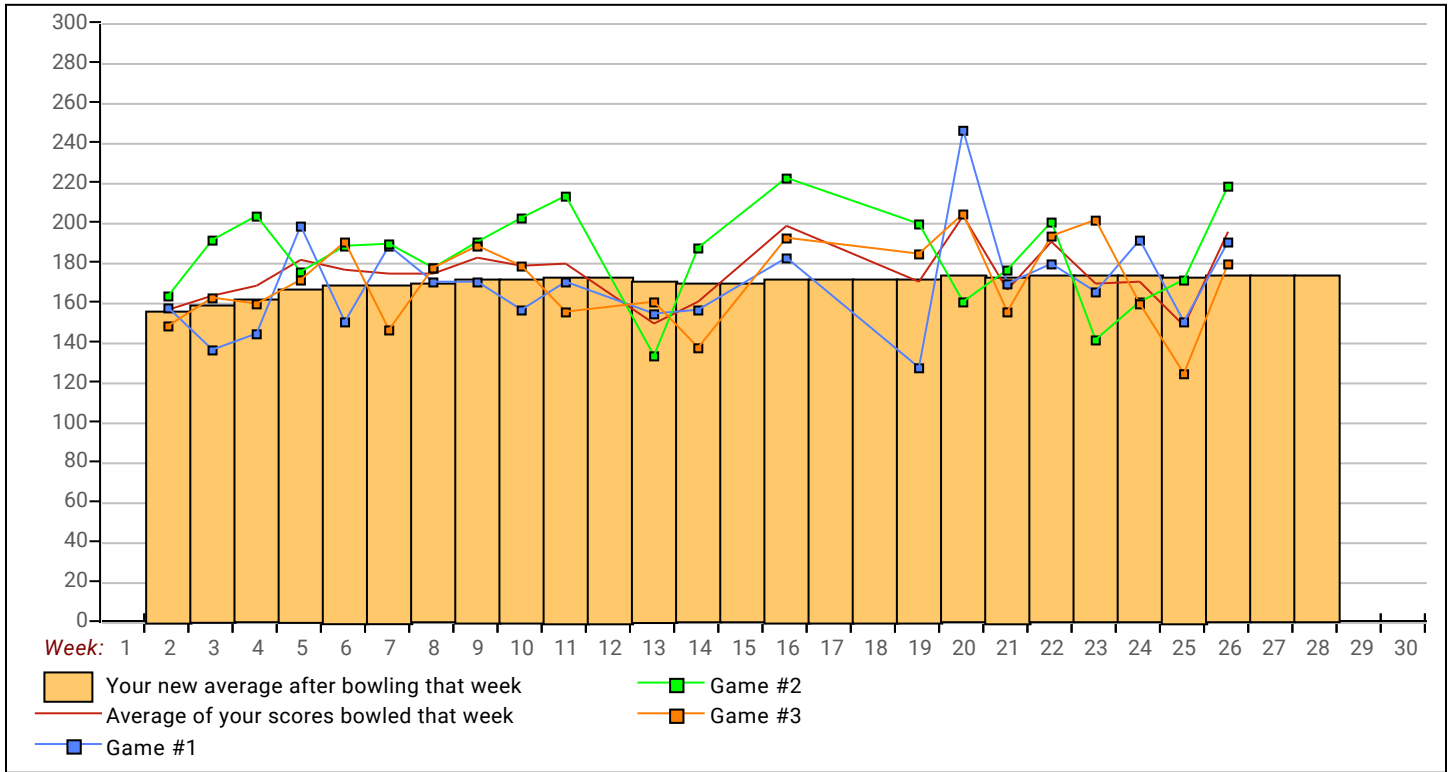
<u>Ave of Game 1</u>	<u>Ave of Game 2</u>	<u>Ave of Game 3</u>
168.95	183.71	169.62

High game of **246** on week **20**      High series of **610** on week **20**      High average of **174.88** after bowling week **22**  
 Low game of **124** on week **25**      Low series of **445** on week **25**      Low average of **156.00** after bowling week **2**

High Scores by Game

Game #1: **246** on week **20**    Game #2: **222** on week **16**    Game #3: **204** on week **20**

Note: This report includes information through March 16 which is Week 27 of 29



Monday 6:30 PM

Lanes 23 - 40

Note: This report includes information through March 16 which is Week 27 of 29

## Jake L. Tucker's Bowling Record - Team 4: 1 Covering

Week No.	Bowling Date	Old Ave	Old HDCP	HDCP				HDCP		---Average Change---			High Game	High Sers	HDCP Game	HDCP Sers			
				-1-	-2-	-3-	Total	Total	Pins	Gms	New	Old					+/-		
1	09/09/19	bk208	0				0	0	0	0	-	0.00	=	0.00	0	0			
2	09/16/19	bk208	0				0	0	0	0	-	0.00	=	0.00	0	0			
3	09/23/19	bk208	19	171	150	183	504	561	504	3	168.00	-	0.00	=	168.00	183	504		
4	09/30/19	bk208	19	184	<b>243</b>	175	602	<b>659</b>	1106	6	184.33	-	168.00	=	16.33	243	602		
5	10/07/19	bk208	19	202	168	167	537	594	1643	9	182.56	-	184.33	=	-1.78	243	602		
6	10/14/19	182	43	<b>173</b>	<b>239</b>	<b>233</b>	645	<b>774</b>	2288	12	190.67	-	182.56	=	8.11	243	645	282	774
7	10/21/19	190	36	193	157	190	540	648	2828	15	188.53	-	190.67	=	-2.13	243	645	282	774
8	10/28/19	188	37	<b>214</b>	202	177	593	<b>704</b>	3421	18	190.06	-	188.53	=	1.52	243	645	282	774
9	11/04/19	190	36	179	<b>188</b>	<b>253</b>	620	<b>728</b>	4041	21	192.43	-	190.06	=	2.37	253	645	289	774
10	11/11/19	192	34	179	201	<b>213</b>	593	<b>695</b>	4634	24	193.08	-	192.43	=	0.65	253	645	289	774

### End of 1st part

11	11/18/19	193	33	a183	a183	a183	549	648	4634	24	193.08	-	193.08	=	0.00	253	645	289	774
12	11/25/19	193	33	<b>191</b>	188	172	551	650	5185	27	192.04	-	193.08	=	-1.05	253	645	289	774
13	12/02/19	192	34	<b>181</b>	169	154	504	606	5689	30	189.63	-	192.04	=	-2.40	253	645	289	774
14	12/09/19	189	36	<b>199</b>	204	<b>204</b>	607	715	6296	33	190.79	-	189.63	=	1.15	253	645	289	774
15	12/16/19	190	36	174	<b>225</b>	149	548	656	6844	36	190.11	-	190.79	=	-0.68	253	645	289	774
16	12/23/19	190	36	164	<b>181</b>	<b>182</b>	527	<b>635</b>	7371	39	189.00	-	190.11	=	-1.11	253	645	289	774
0	12/30/19	189	0				0	0	7371	39	189.00	-	189.00	=	0.00	253	645	289	774
17	01/06/20	189	36	<b>188</b>	<b>197</b>	146	531	<b>639</b>	7902	42	188.14	-	189.00	=	-0.86	253	645	289	774
18	01/13/20	188	37	<b>204</b>	180	<b>200</b>	584	<b>695</b>	8486	45	188.58	-	188.14	=	0.43	253	645	289	774
19	01/20/20	188	37	178	179	161	518	629	9004	48	187.58	-	188.58	=	-0.99	253	645	289	774

### End of 2nd part

20	01/27/20	187	38	<b>167</b>	<b>204</b>	<b>218</b>	589	<b>703</b>	9593	51	188.10	-	187.58	=	0.51	253	645	289	774
21	02/03/20	188	37	205	146	<b>235</b>	586	<b>697</b>	10179	54	188.50	-	188.10	=	0.40	253	645	289	774
22	02/10/20	188	37	188	181	<b>213</b>	582	<b>693</b>	10761	57	188.79	-	188.50	=	0.29	253	645	289	774
23	02/17/20	188	37	a178	194	195	567	678	11150	59	188.98	-	188.79	=	0.19	253	645	289	774
24	02/24/20	188	37	<b>203</b>	186	<b>206</b>	595	<b>706</b>	11745	62	189.44	-	188.98	=	0.45	253	645	289	774
25	03/02/20	189	36	147	<b>183</b>	139	469	577	12214	65	187.91	-	189.44	=	-1.53	253	645	289	774
26	03/09/20	187	38	165	<b>211</b>	179	555	669	12769	68	187.78	-	187.91	=	-0.13	253	645	289	774
27	03/16/20	187	38				0	0	12769	68	187.78	-	187.78	=	0.00	253	645	289	774

<u>&lt;100</u>	<u>100's</u>	<u>125's</u>	<u>150's</u>	<u>175's</u>	<u>200's</u>	<u>225's</u>	<u>250's</u>	<u>275's</u>	<u>300's</u>
		5	14	27	16	5	1		
<u>&lt;400</u>	<u>400's</u>	<u>450's</u>	<u>500's</u>	<u>550's</u>	<u>600's</u>	<u>650's</u>	<u>700's</u>	<u>750's</u>	<u>800's</u>
		1	8	10	4				
<u>Ave of Game 1</u>			<u>Ave of Game 2</u>			<u>Ave of Game 3</u>			
184.05			190.26			188.87			

High game of **253** on week **9**      High series of **645** on week **6**      High average of **193.08** after bowling week **10**  
 Low game of **139** on week **26**      Low series of **469** on week **26**      Low average of **168.00** after bowling week **3**

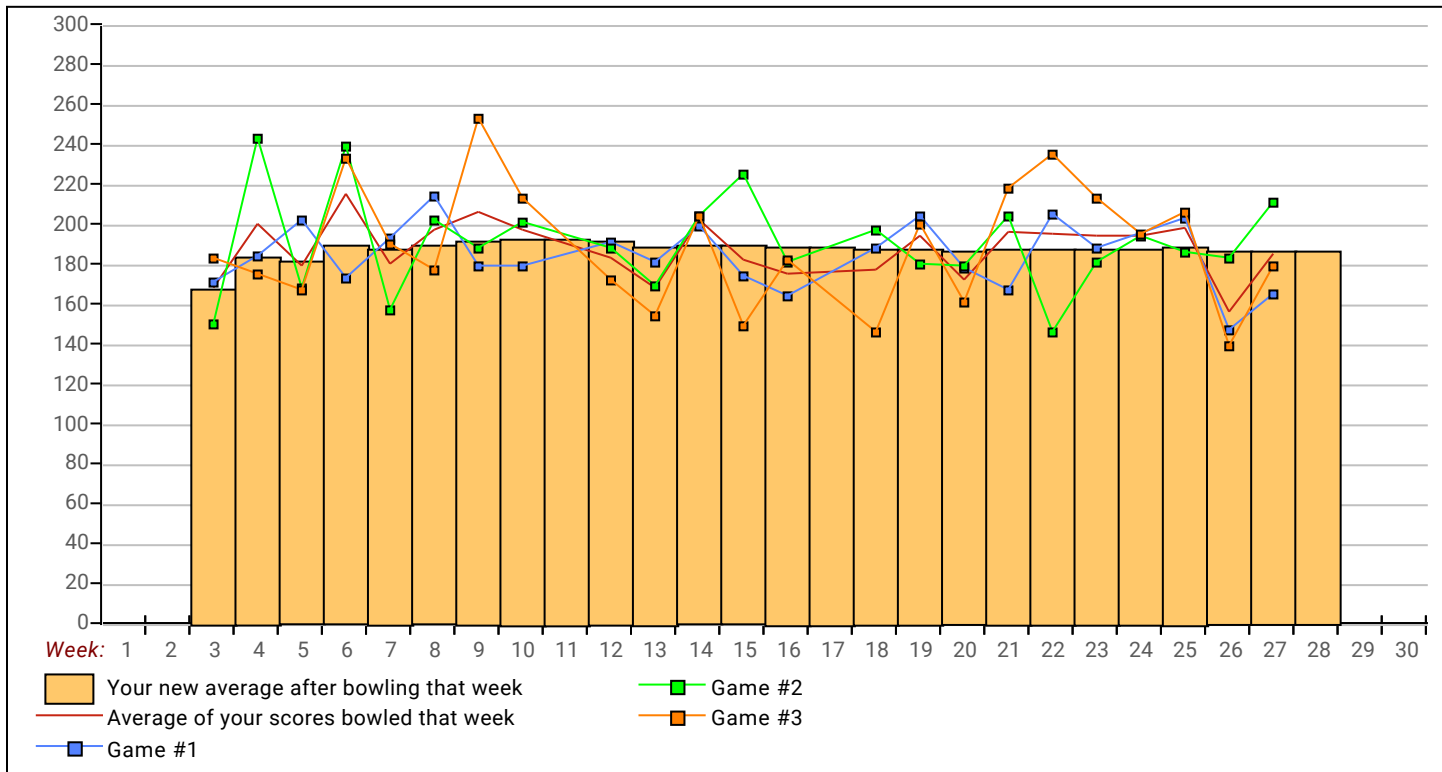
High Scores by Game  
 Game #1: **214** on week **8**    Game #2: **243** on week **4**    Game #3: **253** on week **9**

# Industrial League 2019-20

Monday 6:30 PM

Lanes 23 - 40

Note: This report includes information through March 16 which is Week 27 of 29



Note: This report includes information through March 16 which is Week 27 of 29

## Larry M. Jordan's Bowling Record - Team 4: 1 Covering

Week No.	Bowling Date	Old Ave	Old HDCP	Old			Total	HDCP Total	Pins Gms		---Average Change---			High Game	High Sers	HDCP Game	HDCP Sers
				-1-	-2-	-3-			New	Old	Change						
1	09/09/19	bk194	32	202	157	133	492	588	492	3	164.00	-	0.00	=	164.00	202	492
2	09/16/19	bk194	32	<b>215</b>	152	<b>218</b>	585	<b>681</b>	1077	6	179.50	-	164.00	=	15.50	218	585
3	09/23/19	bk194	32	<b>195</b>	<b>193</b>	<b>242</b>	630	<b>726</b>	1707	9	189.67	-	179.50	=	10.17	242	630
4	09/30/19	189	0				0	0	1707	9	189.67	-	189.67	=	0.00	242	630
5	10/07/19	189	36	169	161	<b>218</b>	548	<b>656</b>	2255	12	187.92	-	189.67	=	-1.75	242	630
6	10/14/19	187	38	172	<b>205</b>	<b>161</b>	538	<b>652</b>	2793	15	186.20	-	187.92	=	-1.72	242	630
7	10/21/19	186	39	160	156	<b>211</b>	527	644	3320	18	184.44	-	186.20	=	-1.76	242	630
8	10/28/19	184	41	<b>216</b>	<b>220</b>	<b>226</b>	662	<b>785</b>	3982	21	189.62	-	184.44	=	5.17	242	662
9	11/04/19	189	36	<b>211</b>	<b>277</b>	170	658	<b>766</b>	4640	24	193.33	-	189.62	=	3.71	277	662
10	11/11/19	193	33	<b>209</b>	<b>193</b>	<b>208</b>	610	<b>709</b>	5250	27	194.44	-	193.33	=	1.11	277	662

### End of 1st part

11	11/18/19	194	32	<b>222</b>	194	163	579	675	5829	30	194.30	-	194.44	=	-0.14	277	662	313	785
12	11/25/19	194	32	<b>224</b>	<b>209</b>	<b>223</b>	656	<b>752</b>	6485	33	196.52	-	194.30	=	2.22	277	662	313	785
13	12/02/19	196	30	<b>229</b>	<b>213</b>	143	585	<b>675</b>	7070	36	196.39	-	196.52	=	-0.13	277	662	313	785
14	12/09/19	196	30	215	183	204	602	692	7672	39	196.72	-	196.39	=	0.33	277	662	313	785
15	12/16/19	196	30	165	<b>235</b>	<b>176</b>	576	<b>666</b>	8248	42	196.38	-	196.72	=	-0.34	277	662	313	785
16	12/23/19	196	30	<b>238</b>	158	<b>196</b>	592	<b>682</b>	8840	45	196.44	-	196.38	=	0.06	277	662	313	785
0	12/30/19	196	0				0	0	8840	45	196.44	-	196.44	=	0.00	277	662	313	785
17	01/06/20	196	30	<b>202</b>	<b>227</b>	<b>224</b>	653	<b>743</b>	9493	48	197.77	-	196.44	=	1.33	277	662	313	785
18	01/13/20	197	29	180	<b>192</b>	<b>216</b>	588	675	10081	51	197.67	-	197.77	=	-0.10	277	662	313	785
19	01/20/20	197	29	186	183	172	541	628	10622	54	196.70	-	197.67	=	-0.96	277	662	313	785

### End of 2nd part

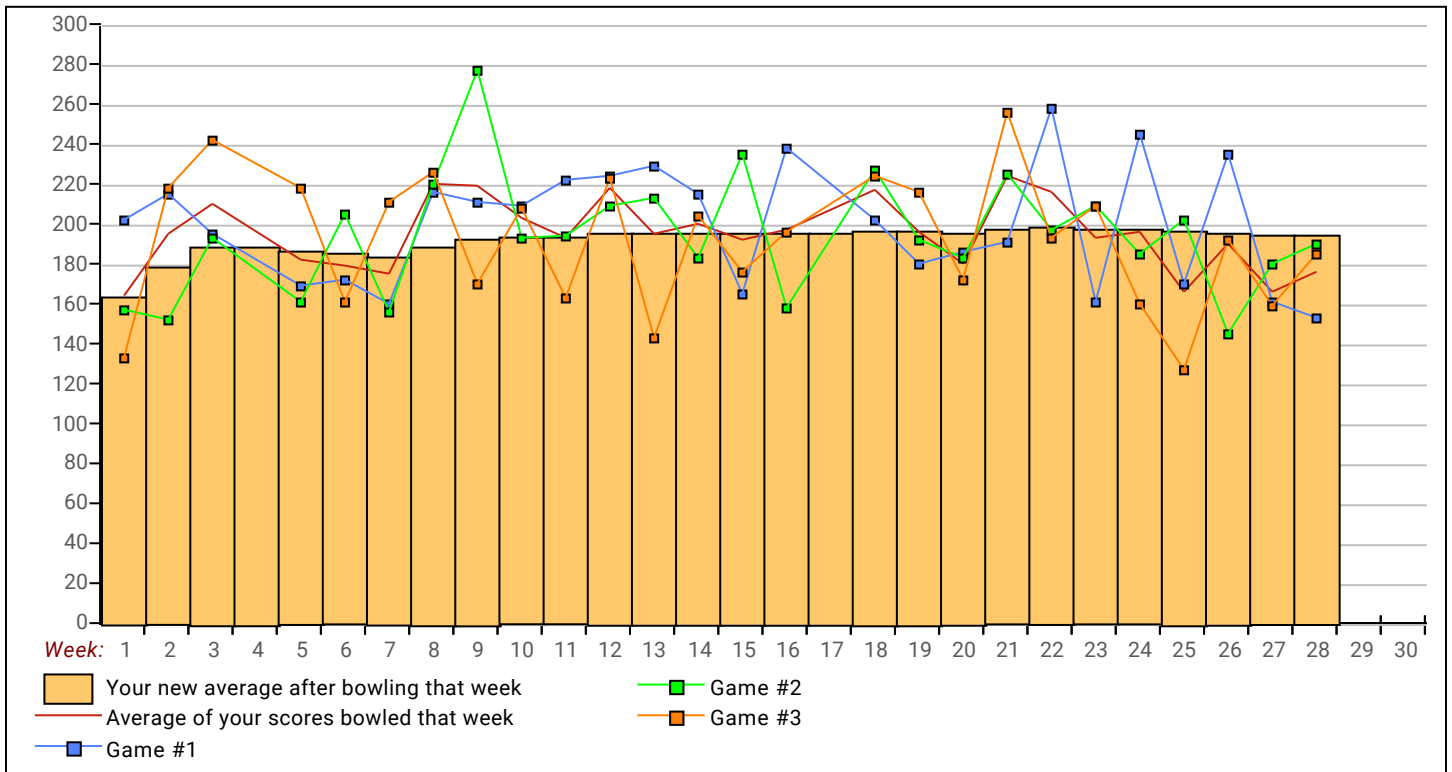
20	01/27/20	196	30	191	225	<b>256</b>	672	<b>762</b>	11294	57	198.14	-	196.70	=	1.44	277	672	313	785
21	02/03/20	198	28	<b>258</b>	<b>197</b>	<b>193</b>	648	<b>732</b>	11942	60	199.03	-	198.14	=	0.89	277	672	313	785
22	02/10/20	199	27	161	<b>209</b>	209	579	660	12521	63	198.75	-	199.03	=	-0.29	277	672	313	785
23	02/17/20	198	28	<b>245</b>	<b>185</b>	160	590	<b>674</b>	13111	66	198.65	-	198.75	=	-0.09	277	672	313	785
24	02/24/20	198	28	170	<b>202</b>	127	499	583	13610	69	197.25	-	198.65	=	-1.41	277	672	313	785
25	03/02/20	197	29	<b>235</b>	145	<b>192</b>	572	659	14182	72	196.97	-	197.25	=	-0.27	277	672	313	785
26	03/09/20	196	30	161	180	159	500	590	14682	75	195.76	-	196.97	=	-1.21	277	672	313	785
27	03/16/20	195	31	153	<b>190</b>	185	528	621	15210	78	195.00	-	195.76	=	-0.76	277	672	313	785

<u>&lt;100</u>	<u>100's</u>	<u>125's</u>	<u>150's</u>	<u>175's</u>	<u>200's</u>	<u>225's</u>	<u>250's</u>	<u>275's</u>	<u>300's</u>
		4	19	19	24	9	2	1	
<u>&lt;400</u>	<u>400's</u>	<u>450's</u>	<u>500's</u>	<u>550's</u>	<u>600's</u>	<u>650's</u>	<u>700's</u>	<u>750's</u>	<u>800's</u>
		2	6	9	4	5			
<u>Ave of Game 1</u>			<u>Ave of Game 2</u>			<u>Ave of Game 3</u>			
199.38			193.88			191.73			

High game of 277 on week 9      High series of 672 on week 21      High average of 199.03 after bowling week 22  
 Low game of 127 on week 25      Low series of 492 on week 1      Low average of 164.00 after bowling week 1

High Scores by Game  
 Game #1: 258 on week 22    Game #2: 277 on week 9    Game #3: 256 on week 21

Note: This report includes information through March 16 which is Week 27 of 29





Note: This report includes information through March 16 which is Week 27 of 29

## Christopher C. Needham's Bowling Record - Team 4: 1 Covering

Week No.	Bowling Date	Old Ave	Old HDCP	-			Total	HDCP Total	Pins Gms		---Average Change---			High Game	High Sers	HDCP Game	HDCP Sers		
				-1-	-2-	-3-			New	Old	----	+/-							
1	09/09/19	bk213	15	210	138	<b>189</b>	537	582	537	3	179.00	-	0.00	=	179.00	210	537		
2	09/16/19	bk213	15	a203	a203	a203	609	654	537	3	179.00	-	179.00	=	0.00	210	537		
3	09/23/19	bk213	15	184	171	<b>226</b>	581	626	1118	6	186.33	-	179.00	=	7.33	226	581		
4	09/30/19	bk213	15	150	<b>201</b>	<b>269</b>	620	665	1738	9	193.11	-	186.33	=	6.78	269	620		
5	10/07/19	193	33	<b>204</b>	158	<b>217</b>	579	678	2317	12	193.08	-	193.11	=	-0.03	269	620	250	678
6	10/14/19	193	0				0	0	2317	12	193.08	-	193.08	=	0.00	269	620	250	678
7	10/21/19	193	33	178	213	<b>213</b>	604	703	2921	15	194.73	-	193.08	=	1.65	269	620	250	703
8	10/28/19	194	0				0	0	2921	15	194.73	-	194.73	=	0.00	269	620	250	703
9	11/04/19	194	0				0	0	2921	15	194.73	-	194.73	=	0.00	269	620	250	703
10	11/11/19	194	32	<b>219</b>	<b>221</b>	184	624	<b>720</b>	3545	18	196.94	-	194.73	=	2.21	269	624	253	720

### End of 1st part

11	11/18/19	196	30	<b>203</b>	180	198	581	671	4126	21	196.48	-	196.94	=	-0.47	269	624	253	720
12	11/25/19	196	30	225	165	<b>207</b>	597	687	4723	24	196.79	-	196.48	=	0.32	269	624	255	720
13	12/02/19	196	0				0	0	4723	24	196.79	-	196.79	=	0.00	269	624	255	720
14	12/09/19	196	0				0	0	4723	24	196.79	-	196.79	=	0.00	269	624	255	720
15	12/16/19	196	30	172	<b>178</b>	171	521	611	5244	27	194.22	-	196.79	=	-2.57	269	624	255	720
16	12/23/19	194	32	<b>183</b>	<b>216</b>	<b>220</b>	619	<b>715</b>	5863	30	195.43	-	194.22	=	1.21	269	624	255	720
0	12/30/19	195	0				0	0	5863	30	195.43	-	195.43	=	0.00	269	624	255	720
17	01/06/20	195	31	174	<b>258</b>	<b>199</b>	631	<b>724</b>	6494	33	196.79	-	195.43	=	1.35	269	631	289	724
18	01/13/20	196	30	<b>204</b>	<b>223</b>	<b>213</b>	640	<b>730</b>	7134	36	198.17	-	196.79	=	1.38	269	640	289	730
19	01/20/20	198	0				0	0	7134	36	198.17	-	198.17	=	0.00	269	640	289	730

### End of 2nd part

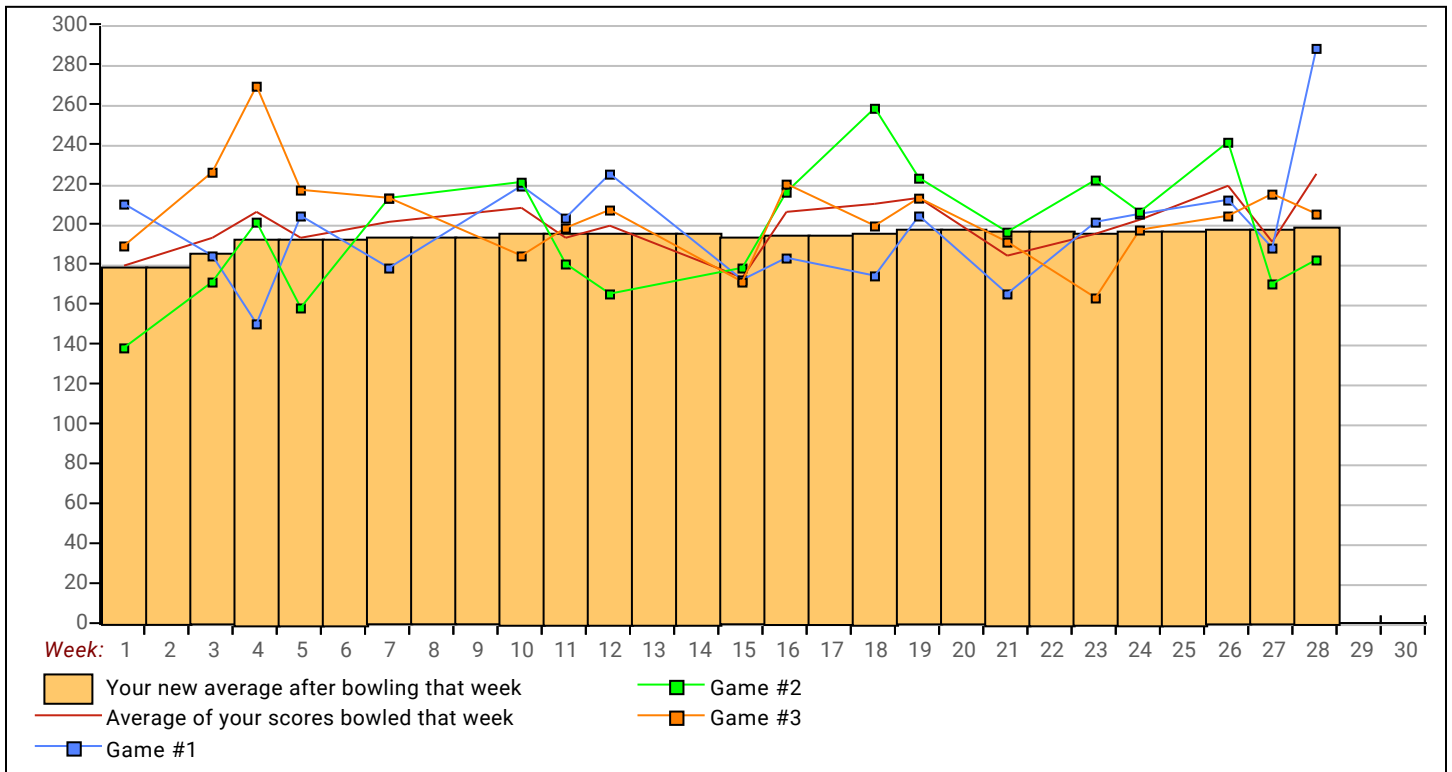
20	01/27/20	198	28	165	<b>196</b>	<b>191</b>	552	<b>636</b>	7686	39	197.08	-	198.17	=	-1.09	269	640	289	730
21	02/03/20	197	0				0	0	7686	39	197.08	-	197.08	=	0.00	269	640	289	730
22	02/10/20	197	29	<b>201</b>	<b>222</b>	163	586	673	8272	42	196.95	-	197.08	=	-0.12	269	640	289	730
23	02/17/20	196	30	205	206	<b>197</b>	608	698	8880	45	197.33	-	196.95	=	0.38	269	640	289	730
24	02/24/20	197	0				0	0	8880	45	197.33	-	197.33	=	0.00	269	640	289	730
25	03/02/20	197	29	<b>212</b>	<b>241</b>	<b>204</b>	657	<b>744</b>	9537	48	198.69	-	197.33	=	1.35	269	657	289	744
26	03/09/20	198	28	188	170	<b>215</b>	573	657	10110	51	198.24	-	198.69	=	-0.45	269	657	289	744
27	03/16/20	198	28	<b>288</b>	182	205	675	<b>759</b>	10785	54	199.72	-	198.24	=	1.49	288	675	316	759

<u>&lt;100</u>	<u>100's</u>	<u>125's</u>	<u>150's</u>	<u>175's</u>	<u>200's</u>	<u>225's</u>	<u>250's</u>	<u>275's</u>	<u>300's</u>
		1	10	14	23	3	2	1	
<u>&lt;400</u>	<u>400's</u>	<u>450's</u>	<u>500's</u>	<u>550's</u>	<u>600's</u>	<u>650's</u>	<u>700's</u>	<u>750's</u>	<u>800's</u>
			2	7	7	2			
			<u>Ave of Game 1</u>	<u>Ave of Game 2</u>	<u>Ave of Game 3</u>				
			198.06	196.61	204.50				

High game of **288** on week **28**      High series of **675** on week **28**      High average of **199.72** after bowling week **28**  
 Low game of **138** on week **1**      Low series of **521** on week **15**      Low average of **179.00** after bowling week **1**

High Scores by Game  
 Game #1: **288** on week **28**    Game #2: **258** on week **18**    Game #3: **269** on week **4**

Note: This report includes information through March 16 which is Week 27 of 29



Note: This report includes information through March 16 which is Week 27 of 29

### Terrel L. Smith's Bowling Record - Team 4: 1 Covering

Week No.	Bowling Date	Old Ave	Old HDCP	-1- -2- -3-			Total	HDCP		Pins Gms		---Average Change---			High Game	High Sers	HDCP Game	HDCP Sers
								Total	Total			New	Old	+/-				
1	09/09/19	0	0				0	0	0	0	-	0.00	=	0.00	0	0		
2	09/16/19	0	0				0	0	0	0	-	0.00	=	0.00	0	0		
3	09/23/19	0	0				0	0	0	0	-	0.00	=	0.00	0	0		
4	09/30/19	0	0				0	0	0	0	-	0.00	=	0.00	0	0		
5	10/07/19	0	0				0	0	0	0	-	0.00	=	0.00	0	0		
6	10/14/19	206	21	216	226	178	620	683	620	3	206.67	-	0.00	=	206.67	226	620	
7	10/21/19	206	0				0	0	620	3	206.67	-	206.67	=	0.00	226	620	
8	10/28/19	206	0				0	0	620	3	206.67	-	206.67	=	0.00	226	620	
9	11/04/19	206	0				0	0	620	3	206.67	-	206.67	=	0.00	226	620	
10	11/11/19	206	0				0	0	620	3	206.67	-	206.67	=	0.00	226	620	

#### End of 1st part

11	11/18/19	206	0				0	0	620	3	206.67	-	206.67	=	0.00	226	620	
12	11/25/19	206	21	216	213	194	623	686	1243	6	207.17	-	206.67	=	0.50	226	623	
13	12/02/19	207	20	236	234	224	694	754	1937	9	215.22	-	207.17	=	8.06	236	694	
14	12/09/19	215	13	236	204	179	619	658	2556	12	213.00	-	215.22	=	-2.22	236	694	249 658
15	12/16/19	213	0				0	0	2556	12	213.00	-	213.00	=	0.00	236	694	249 658
16	12/23/19	213	0				0	0	2556	12	213.00	-	213.00	=	0.00	236	694	249 658
0	12/30/19	213	0				0	0	2556	12	213.00	-	213.00	=	0.00	236	694	249 658
17	01/06/20	213	15	193	226	182	601	646	3157	15	210.47	-	213.00	=	-2.53	236	694	249 658
18	01/13/20	210	0				0	0	3157	15	210.47	-	210.47	=	0.00	236	694	249 658
19	01/20/20	210	0				0	0	3157	15	210.47	-	210.47	=	0.00	236	694	249 658

#### End of 2nd part

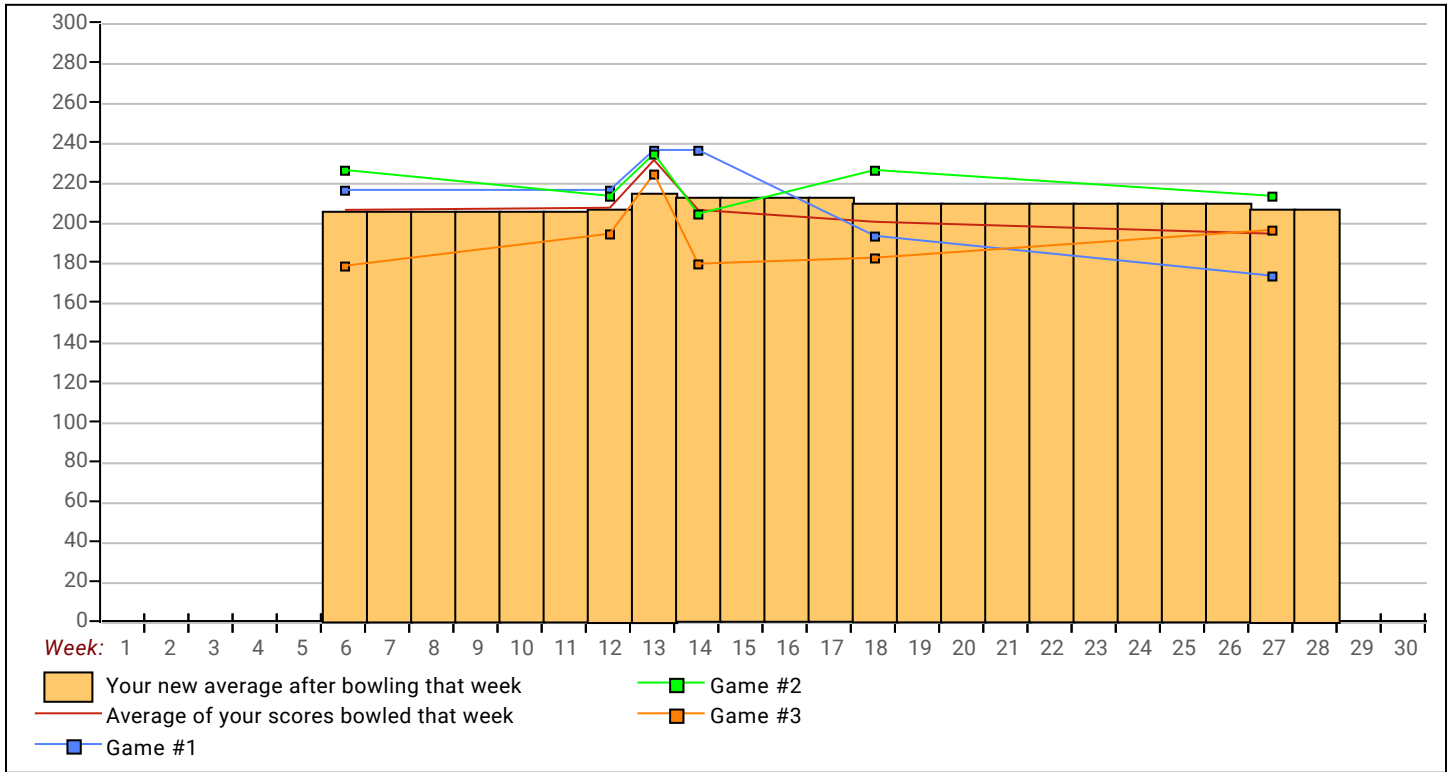
20	01/27/20	210	0				0	0	3157	15	210.47	-	210.47	=	0.00	236	694	249 658
21	02/03/20	210	0				0	0	3157	15	210.47	-	210.47	=	0.00	236	694	249 658
22	02/10/20	210	0				0	0	3157	15	210.47	-	210.47	=	0.00	236	694	249 658
23	02/17/20	210	0				0	0	3157	15	210.47	-	210.47	=	0.00	236	694	249 658
24	02/24/20	210	0				0	0	3157	15	210.47	-	210.47	=	0.00	236	694	249 658
25	03/02/20	210	0				0	0	3157	15	210.47	-	210.47	=	0.00	236	694	249 658
26	03/09/20	210	18	173	213	196	582	636	3739	18	207.72	-	210.47	=	-2.74	236	694	249 658
27	03/16/20	207	20				0	0	3739	18	207.72	-	207.72	=	0.00	236	694	249 658

<u>&lt;100</u>	<u>100's</u>	<u>125's</u>	<u>150's</u>	<u>175's</u>	<u>200's</u>	<u>225's</u>	<u>250's</u>	<u>275's</u>	<u>300's</u>
			1	6	6	5			
<u>&lt;400</u>	<u>400's</u>	<u>450's</u>	<u>500's</u>	<u>550's</u>	<u>600's</u>	<u>650's</u>	<u>700's</u>	<u>750's</u>	<u>800's</u>
			1	4	1				
			<u>Ave of Game 1</u>	<u>Ave of Game 2</u>	<u>Ave of Game 3</u>				
			211.67	219.33	192.17				

High game of 236 on week 13      High series of 694 on week 13      High average of 215.22 after bowling week 13  
 Low game of 173 on week 27      Low series of 582 on week 27      Low average of 206.67 after bowling week 6

High Scores by Game  
 Game #1: 236 on week 13    Game #2: 234 on week 13    Game #3: 224 on week 13

Note: This report includes information through March 16 which is Week 27 of 29



Note: This report includes information through March 16 which is Week 27 of 29

## Pink J. Pinckney's Bowling Record - Team 4: 1 Covering

Week No.	Bowling Date	Old Ave	Old HDCP	Old			Total	HDCP		Pins		Gms	---Average Change---			High Game	High Sers	HDCP Game	HDCP Sers
				-1-	-2-	-3-		Total	Total	New	Old		----> +/-						
1	09/09/19	bk215	13	182	<b>238</b>	198	618	657	618	3	206.00	-	0.00	=	206.00	238	618		
2	09/16/19	bk215	13	175	<b>256</b>	177	608	647	1226	6	204.33	-	206.00	=	-1.67	256	618		
3	09/23/19	bk215	13	181	203	<b>226</b>	610	649	1836	9	204.00	-	204.33	=	-0.33	256	618		
4	09/30/19	204	23	<b>202</b>	<b>247</b>	<b>167</b>	616	<b>685</b>	2452	12	204.33	-	204.00	=	0.33	256	618	270	685
5	10/07/19	204	23	<b>200</b>	<b>257</b>	228	685	<b>754</b>	3137	15	209.13	-	204.33	=	4.80	257	685	280	754
6	10/14/19	209	18	<b>217</b>	<b>194</b>	<b>227</b>	638	<b>692</b>	3775	18	209.72	-	209.13	=	0.59	257	685	280	754
7	10/21/19	209	18	<b>182</b>	183	215	580	634	4355	21	207.38	-	209.72	=	-2.34	257	685	280	754
8	10/28/19	207	20	<b>258</b>	<b>231</b>	<b>236</b>	725	<b>785</b>	5080	24	211.67	-	207.38	=	4.29	258	725	280	785
<b>725 --- 700 Series (215 Ave or Less) -- Local Assoc. Awards</b>																			
9	11/04/19	211	17	206	<b>215</b>	215	636	687	5716	27	211.70	-	211.67	=	0.04	258	725	280	785
10	11/11/19	211	17	<b>267</b>	<b>259</b>	245	771	<b>822</b>	6487	30	216.23	-	211.70	=	4.53	267	771	284	822

### End of 1st part

11	11/18/19	216	12	197	244	<b>258</b>	699	735	7186	33	217.76	-	216.23	=	1.52	267	771	284	822
12	11/25/19	217	11	202	233	<b>278</b>	713	<b>746</b>	7899	36	219.42	-	217.76	=	1.66	278	771	289	822
13	12/02/19	219	9	<b>257</b>	<b>268</b>	236	761	<b>788</b>	8660	39	222.05	-	219.42	=	2.63	278	771	289	822
14	12/09/19	222	7	<b>270</b>	<b>257</b>	<b>209</b>	736	<b>757</b>	9396	42	223.71	-	222.05	=	1.66	278	771	289	822
15	12/16/19	223	6	178	201	<b>188</b>	567	585	9963	45	221.40	-	223.71	=	-2.31	278	771	289	822
16	12/23/19	221	8	<b>234</b>	<b>233</b>	224	691	<b>715</b>	10654	48	221.96	-	221.40	=	0.56	278	771	289	822
0	12/30/19	221	0				0	0	10654	48	221.96	-	221.96	=	0.00	278	771	289	822
17	01/06/20	221	8	<b>248</b>	191	192	631	<b>655</b>	11285	51	221.27	-	221.96	=	-0.68	278	771	289	822
18	01/13/20	221	8	<b>235</b>	214	<b>237</b>	686	<b>710</b>	11971	54	221.69	-	221.27	=	0.41	278	771	289	822
19	01/20/20	221	8	<b>258</b>	<b>217</b>	<b>210</b>	685	<b>709</b>	12656	57	222.04	-	221.69	=	0.35	278	771	289	822

### End of 2nd part

20	01/27/20	222	7	<b>255</b>	<b>227</b>	<b>247</b>	729	<b>750</b>	13385	60	223.08	-	222.04	=	1.05	278	771	289	822
21	02/03/20	223	6	<b>222</b>	<b>195</b>	<b>223</b>	640	<b>658</b>	14025	63	222.62	-	223.08	=	-0.46	278	771	289	822
22	02/10/20	222	7	197	202	<b>256</b>	655	676	14680	66	222.42	-	222.62	=	-0.19	278	771	289	822
23	02/17/20	222	7	203	<b>246</b>	220	669	690	15349	69	222.45	-	222.42	=	0.03	278	771	289	822
24	02/24/20	222	7	212	211	<b>205</b>	628	649	15977	72	221.90	-	222.45	=	-0.55	278	771	289	822
25	03/02/20	221	8	<b>270</b>	<b>198</b>	191	659	683	16636	75	221.81	-	221.90	=	-0.09	278	771	289	822
26	03/09/20	221	8	<b>237</b>	247	246	730	<b>754</b>	17366	78	222.64	-	221.81	=	0.83	278	771	289	822
27	03/16/20	222	7	<b>236</b>	247	213	696	717	18062	81	222.99	-	222.64	=	0.35	278	771	289	822

<u>&lt;100</u>	<u>100's</u>	<u>125's</u>	<u>150's</u>	<u>175's</u>	<u>200's</u>	<u>225's</u>	<u>250's</u>	<u>275's</u>	<u>300's</u>
			1	17	24	24	14	1	
<u>&lt;400</u>	<u>400's</u>	<u>450's</u>	<u>500's</u>	<u>550's</u>	<u>600's</u>	<u>650's</u>	<u>700's</u>	<u>750's</u>	<u>800's</u>
			2	9	9	5	2		
			<u>Ave of Game 1</u>	<u>Ave of Game 2</u>	<u>Ave of Game 3</u>				
			221.52	226.44	221.00				

High game of **278** on week **12**      High series of **771** on week **10**      High average of **223.71** after bowling week **14**  
 Low game of **167** on week **4**      Low series of **567** on week **15**      Low average of **204.00** after bowling week **3**

#### High Scores by Game

Game #1: **270** on week **14**    Game #2: **268** on week **13**    Game #3: **278** on week **12**

# Industrial League 2019-20

Monday 6:30 PM

Lanes 23 - 40

Note: This report includes information through March 16 which is Week 27 of 29

