

Note: This report includes information through March 16 which is Week 27 of 29

## Phil Nuchereno's Bowling Record - Team 3: JB Laser

Week No.	Bowling Date	Old Ave	Old HDCP	-			Total	HDCP Total	Pins	Gms	---Average Change---			High Game	High Sers	HDCP Game	HDCP Sers
				-1-	-2-	-3-					New	Old	----> +/-				
1	09/09/19	167	56	<b>230</b>	<b>128</b>	143	501	<b>669</b>	501	3	167.00	- 0.00	= 167.00	230	501		
2	09/16/19	167	56	161	139	161	461	629	962	6	160.33	- 167.00	= -6.67	230	501		
3	09/23/19	160	63	<b>191</b>	136	<b>143</b>	470	<b>659</b>	1432	9	159.11	- 160.33	= -1.22	230	501		
4	09/30/19	159	0				0	0	1432	9	159.11	- 159.11	= 0.00	230	501		
5	10/07/19	159	0				0	0	1432	9	159.11	- 159.11	= 0.00	230	501		
6	10/14/19	159	0				0	0	1432	9	159.11	- 159.11	= 0.00	230	501		
7	10/21/19	159	0				0	0	1432	9	159.11	- 159.11	= 0.00	230	501		
8	10/28/19	159	0				0	0	1432	9	159.11	- 159.11	= 0.00	230	501		
9	11/04/19	159	0				0	0	1432	9	159.11	- 159.11	= 0.00	230	501		
10	11/11/19	159	63	<b>189</b>	139	<b>155</b>	483	<b>672</b>	1915	12	159.58	- 159.11	= 0.47	230	501	252	672

### End of 1st part

11	11/18/19	159	63	<b>146</b>	<b>172</b>	170	488	<b>677</b>	2403	15	160.20	- 159.58	= 0.62	230	501	252	677
12	11/25/19	160	63	<b>160</b>	<b>171</b>	<b>146</b>	477	<b>666</b>	2880	18	160.00	- 160.20	= -0.20	230	501	252	677
13	12/02/19	160	63	<b>177</b>	153	146	476	665	3356	21	159.81	- 160.00	= -0.19	230	501	252	677
14	12/09/19	159	0				0	0	3356	21	159.81	- 159.81	= 0.00	230	501	252	677
15	12/16/19	159	63	<b>181</b>	135	<b>190</b>	506	<b>695</b>	3862	24	160.92	- 159.81	= 1.11	230	506	253	695
16	12/23/19	160	63	a150	a150	a150	450	639	3862	24	160.92	- 160.92	= 0.00	230	506	253	695
0	12/30/19	160	0				0	0	3862	24	160.92	- 160.92	= 0.00	230	506	253	695
17	01/06/20	160	63	<b>139</b>	<b>173</b>	<b>148</b>	460	<b>649</b>	4322	27	160.07	- 160.92	= -0.84	230	506	253	695
18	01/13/20	160	63	<b>148</b>	160	132	440	629	4762	30	158.73	- 160.07	= -1.34	230	506	253	695
19	01/20/20	158	0				0	0	4762	30	158.73	- 158.73	= 0.00	230	506	253	695

### End of 2nd part

20	01/27/20	158	64	138	<b>156</b>	177	471	663	5233	33	158.58	- 158.73	= -0.16	230	506	253	695
21	02/03/20	158	64	124	<b>177</b>	155	456	648	5689	36	158.03	- 158.58	= -0.55	230	506	253	695
22	02/10/20	158	64	<b>180</b>	155	162	497	689	6186	39	158.62	- 158.03	= 0.59	230	506	253	695
23	02/17/20	158	64	<b>175</b>	147	131	453	645	6639	42	158.07	- 158.62	= -0.54	230	506	253	695
24	02/24/20	158	64	<b>171</b>	148	<b>215</b>	534	<b>726</b>	7173	45	159.40	- 158.07	= 1.33	230	534	279	726
<b>215 --- 200 Game (160 Ave or Less) -- Local Assoc. Awards</b>																	
25	03/02/20	159	63	141	147	<b>149</b>	437	626	7610	48	158.54	- 159.40	= -0.86	230	534	279	726
26	03/09/20	158	64	158	156	<b>188</b>	502	694	8112	51	159.06	- 158.54	= 0.52	230	534	279	726
27	03/16/20	159	63				0	0	8112	51	159.06	- 159.06	= 0.00	230	534	279	726

<u>&lt;100</u>	<u>100's</u>	<u>125's</u>	<u>150's</u>	<u>175's</u>	<u>200's</u>	<u>225's</u>	<u>250's</u>	<u>275's</u>	<u>300's</u>
	1	21	17	10	1	1			
<u>&lt;400</u>	<u>400's</u>	<u>450's</u>	<u>500's</u>	<u>550's</u>	<u>600's</u>	<u>650's</u>	<u>700's</u>	<u>750's</u>	<u>800's</u>
	2	11	4						
<u>Ave of Game 1</u>			<u>Ave of Game 2</u>			<u>Ave of Game 3</u>			
165.24			152.47			159.47			

High game of **230** on week **1**      High series of **534** on week **25**      High average of **167.00** after bowling week **1**  
 Low game of **124** on week **22**      Low series of **437** on week **26**      Low average of **158.03** after bowling week **22**

High Scores by Game

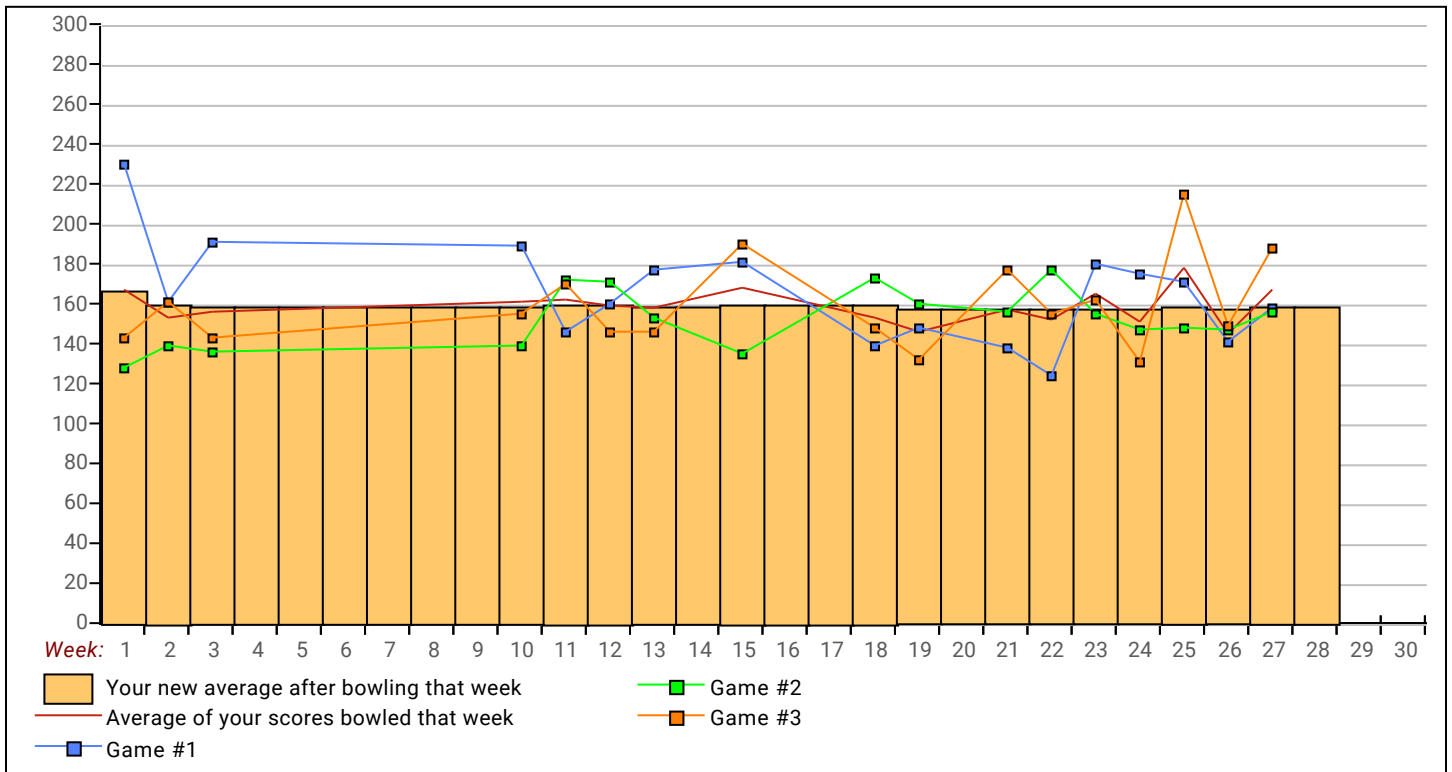
Game #1: **230** on week **1**    Game #2: **177** on week **22**    Game #3: **215** on week **25**

# Industrial League 2019-20

Monday 6:30 PM

Lanes 23 - 40

Note: This report includes information through March 16 which is Week 27 of 29



Note: This report includes information through March 16 which is Week 27 of 29

## Glen M. Martin's Bowling Record - Team 3: JB Laser

Week No.	Bowling Date	Old Ave	Old HDCP	Old			Total	HDCP		Pins Gms		---Average Change---			High Game	High Sers	HDCP Game	HDCP Sers	
				-1-	-2-	-3-		Total	Total	New	Old	----> +/-							
1	09/09/19	bk191	35	128	152	134	414	519	414	3	138.00	-	0.00	=	138.00	152	414		
2	09/16/19	bk191	35	166	<b>207</b>	179	552	657	966	6	161.00	-	138.00	=	23.00	207	552		
3	09/23/19	bk191	35	148	165	<b>210</b>	523	628	1489	9	165.44	-	161.00	=	4.44	210	552		
4	09/30/19	165	58	153	<b>187</b>	211	551	725	2040	12	170.00	-	165.44	=	4.56	211	552	269	725
5	10/07/19	170	54	<b>177</b>	147	<b>189</b>	513	<b>675</b>	2553	15	170.20	-	170.00	=	0.20	211	552	269	725
6	10/14/19	170	54	<b>197</b>	170	<b>202</b>	569	<b>731</b>	3122	18	173.44	-	170.20	=	3.24	211	569	269	731
7	10/21/19	173	51	158	172	<b>202</b>	532	685	3654	21	174.00	-	173.44	=	0.56	211	569	269	731
8	10/28/19	174	50	141	159	<b>246</b>	546	<b>696</b>	4200	24	175.00	-	174.00	=	1.00	246	569	296	731
9	11/04/19	175	49	a165	a165	a165	495	642	4200	24	175.00	-	175.00	=	0.00	246	569	296	731
10	11/11/19	175	0				0	0	4200	24	175.00	-	175.00	=	0.00	246	569	296	731

### End of 1st part

11	11/18/19	175	0				0	0	4200	24	175.00	-	175.00	=	0.00	246	569	296	731
12	11/25/19	175	49	<b>244</b>	<b>144</b>	<b>171</b>	559	<b>706</b>	4759	27	176.26	-	175.00	=	1.26	246	569	296	731
13	12/02/19	176	48	128	151	151	430	574	5189	30	172.97	-	176.26	=	-3.29	246	569	296	731
14	12/09/19	172	52	156	<b>175</b>	<b>188</b>	519	<b>675</b>	5708	33	172.97	-	172.97	=	0.00	246	569	296	731
15	12/16/19	172	52	<b>187</b>	182	<b>180</b>	549	<b>705</b>	6257	36	173.81	-	172.97	=	0.84	246	569	296	731
16	12/23/19	173	51	<b>193</b>	198	<b>154</b>	545	<b>698</b>	6802	39	174.41	-	173.81	=	0.60	246	569	296	731
0	12/30/19	174	0				0	0	6802	39	174.41	-	174.41	=	0.00	246	569	296	731
17	01/06/20	174	50	124	163	<b>211</b>	498	648	7300	42	173.81	-	174.41	=	-0.60	246	569	296	731
18	01/13/20	173	51	187	<b>178</b>	166	531	684	7831	45	174.02	-	173.81	=	0.21	246	569	296	731
19	01/20/20	174	50	<b>223</b>	<b>164</b>	<b>214</b>	601	<b>751</b>	8432	48	175.67	-	174.02	=	1.64	246	601	296	751

601 --- 600 Series (175 Ave or Less) -- Local Assoc. Awards

### End of 2nd part

20	01/27/20	175	49	<b>199</b>	162	144	505	652	8937	51	175.24	-	175.67	=	-0.43	246	601	296	751
21	02/03/20	175	49	162	<b>211</b>	142	515	662	9452	54	175.04	-	175.24	=	-0.20	246	601	296	751
22	02/10/20	175	49	a165	a165	a165	495	642	9452	54	175.04	-	175.04	=	0.00	246	601	296	751
23	02/17/20	175	49	<b>189</b>	<b>182</b>	<b>200</b>	571	<b>718</b>	10023	57	175.84	-	175.04	=	0.81	246	601	296	751
24	02/24/20	175	0				0	0	10023	57	175.84	-	175.84	=	0.00	246	601	296	751
25	03/02/20	175	49	163	188	176	527	674	10550	60	175.83	-	175.84	=	-0.01	246	601	296	751
26	03/09/20	175	49	<b>181</b>	163	<b>187</b>	531	678	11081	63	175.89	-	175.83	=	0.06	246	601	296	751
27	03/16/20	175	49	191	<b>198</b>	<b>200</b>	589	<b>736</b>	11670	66	176.82	-	175.89	=	0.93	246	601	296	751

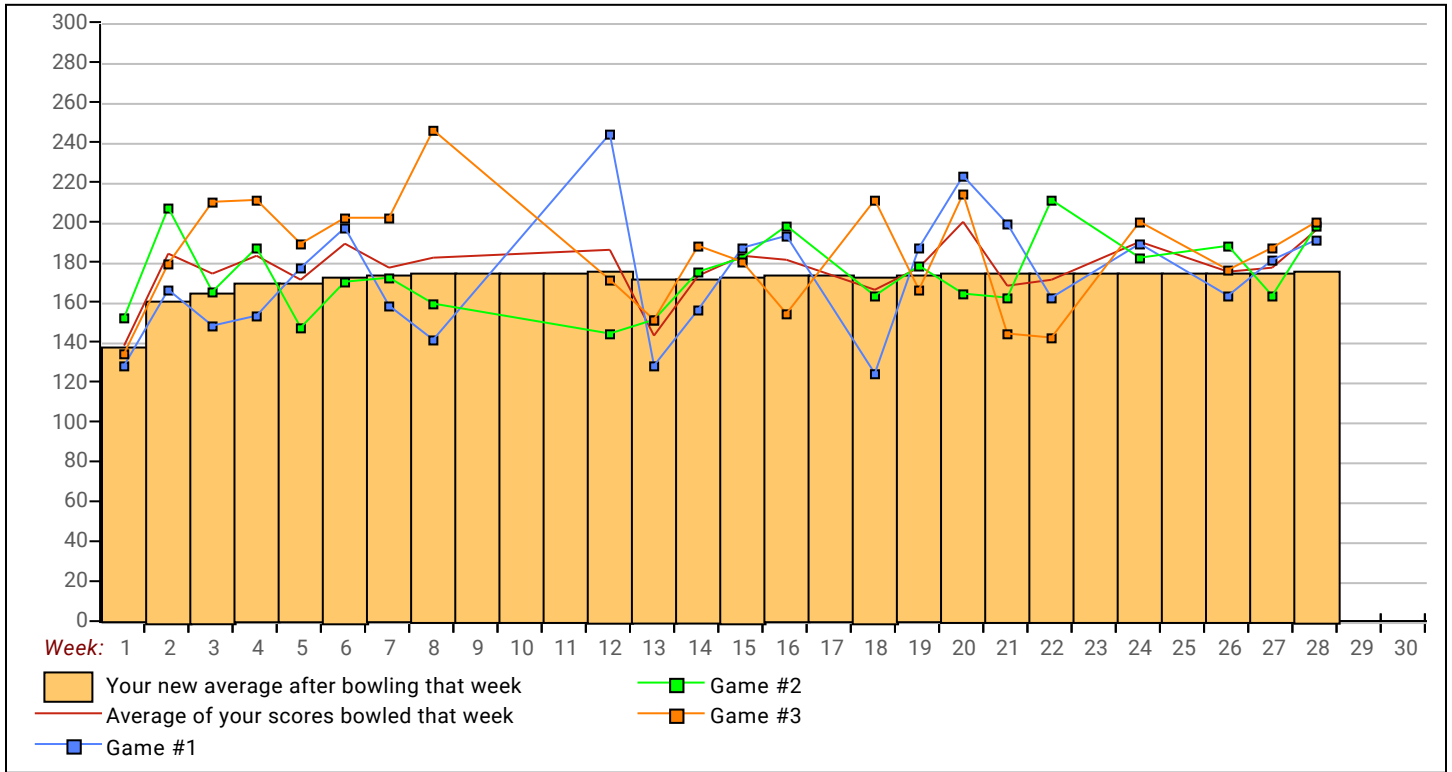
<u>&lt;100</u>	<u>100's</u>	<u>125's</u>	<u>150's</u>	<u>175's</u>	<u>200's</u>	<u>225's</u>	<u>250's</u>	<u>275's</u>	<u>300's</u>
	1	9	20	23	11	2			
<u>&lt;400</u>	<u>400's</u>	<u>450's</u>	<u>500's</u>	<u>550's</u>	<u>600's</u>	<u>650's</u>	<u>700's</u>	<u>750's</u>	<u>800's</u>
	2	1	12	6	1				
<u>Ave of Game 1</u>			<u>Ave of Game 2</u>			<u>Ave of Game 3</u>			
172.50			173.55			184.41			

High game of **246** on week **8**      High series of **601** on week **20**      High average of **176.82** after bowling week **28**  
 Low game of **124** on week **18**      Low series of **414** on week **1**      Low average of **138.00** after bowling week **1**

High Scores by Game

Game #1: **244** on week **12**    Game #2: **211** on week **22**    Game #3: **246** on week **8**

Note: This report includes information through March 16 which is Week 27 of 29



Note: This report includes information through March 16 which is Week 27 of 29

## Tom Gordon's Bowling Record - Team 3: JB Laser

Week No.	Bowling Date	Old Ave	Old HDCP	Old			Total	HDCP Total	Pins Gms		---Average Change---			High Game	High Sers	HDCP Game	HDCP Sers
				-1-	-2-	-3-			New	Old	Change						
1	09/09/19	174	50	162	178	184	524	674	524	3	174.67	-	0.00	=	174.67	184	524
2	09/16/19	174	50	185	172	158	515	665	1039	6	173.17	-	174.67	=	-1.50	185	524
3	09/23/19	173	51	173	195	170	538	691	1577	9	175.22	-	173.17	=	2.06	195	538
4	09/30/19	175	49	246	193	201	640	787	2217	12	184.75	-	175.22	=	9.53	246	640
5	10/07/19	184	41	193	163	229	585	708	2802	15	186.80	-	184.75	=	2.05	246	640
6	10/14/19	186	39	192	179	182	553	670	3355	18	186.39	-	186.80	=	-0.41	246	640
7	10/21/19	186	39	179	167	179	525	642	3880	21	184.76	-	186.39	=	-1.63	246	640
8	10/28/19	184	41	221	179	210	610	733	4490	24	187.08	-	184.76	=	2.32	246	640
9	11/04/19	187	38	180	158	172	510	624	5000	27	185.19	-	187.08	=	-1.90	246	640
10	11/11/19	185	40	179	173	214	566	686	5566	30	185.53	-	185.19	=	0.35	246	640

### End of 1st part

11	11/18/19	185	40	169	130	200	499	619	6065	33	183.79	-	185.53	=	-1.75	246	640
12	11/25/19	183	42	157	184	234	575	701	6640	36	184.44	-	183.79	=	0.66	246	640
13	12/02/19	184	41	203	173	151	527	650	7167	39	183.77	-	184.44	=	-0.68	246	640
14	12/09/19	183	42	238	204	187	629	755	7796	42	185.62	-	183.77	=	1.85	246	640
15	12/16/19	185	40	149	132	169	450	570	8246	45	183.24	-	185.62	=	-2.37	246	640
16	12/23/19	183	42	189	235	183	607	733	8853	48	184.44	-	183.24	=	1.19	246	640
0	12/30/19	184	0				0	0	8853	48	184.44	-	184.44	=	0.00	246	640
17	01/06/20	184	41	246	183	213	642	765	9495	51	186.18	-	184.44	=	1.74	246	642
18	01/13/20	186	39	163	152	175	490	607	9985	54	184.91	-	186.18	=	-1.27	246	642
19	01/20/20	184	41	214	150	161	525	648	10510	57	184.39	-	184.91	=	-0.52	246	642

### End of 2nd part

20	01/27/20	184	41	190	161	203	554	677	11064	60	184.40	-	184.39	=	0.01	246	642
21	02/03/20	184	41	185	207	224	616	739	11680	63	185.40	-	184.40	=	1.00	246	642
22	02/10/20	185	40	244	156	240	640	760	12320	66	186.67	-	185.40	=	1.27	246	642
23	02/17/20	186	39	211	231	203	645	762	12965	69	187.90	-	186.67	=	1.23	246	645
24	02/24/20	187	38	201	192	201	594	708	13559	72	188.32	-	187.90	=	0.42	246	645
25	03/02/20	188	37	143	189	189	521	632	14080	75	187.73	-	188.32	=	-0.59	246	645
26	03/09/20	187	38	221	192	222	635	749	14715	78	188.65	-	187.73	=	0.92	246	645
27	03/16/20	188	37	182	172	211	565	676	15280	81	188.64	-	188.65	=	-0.01	246	645

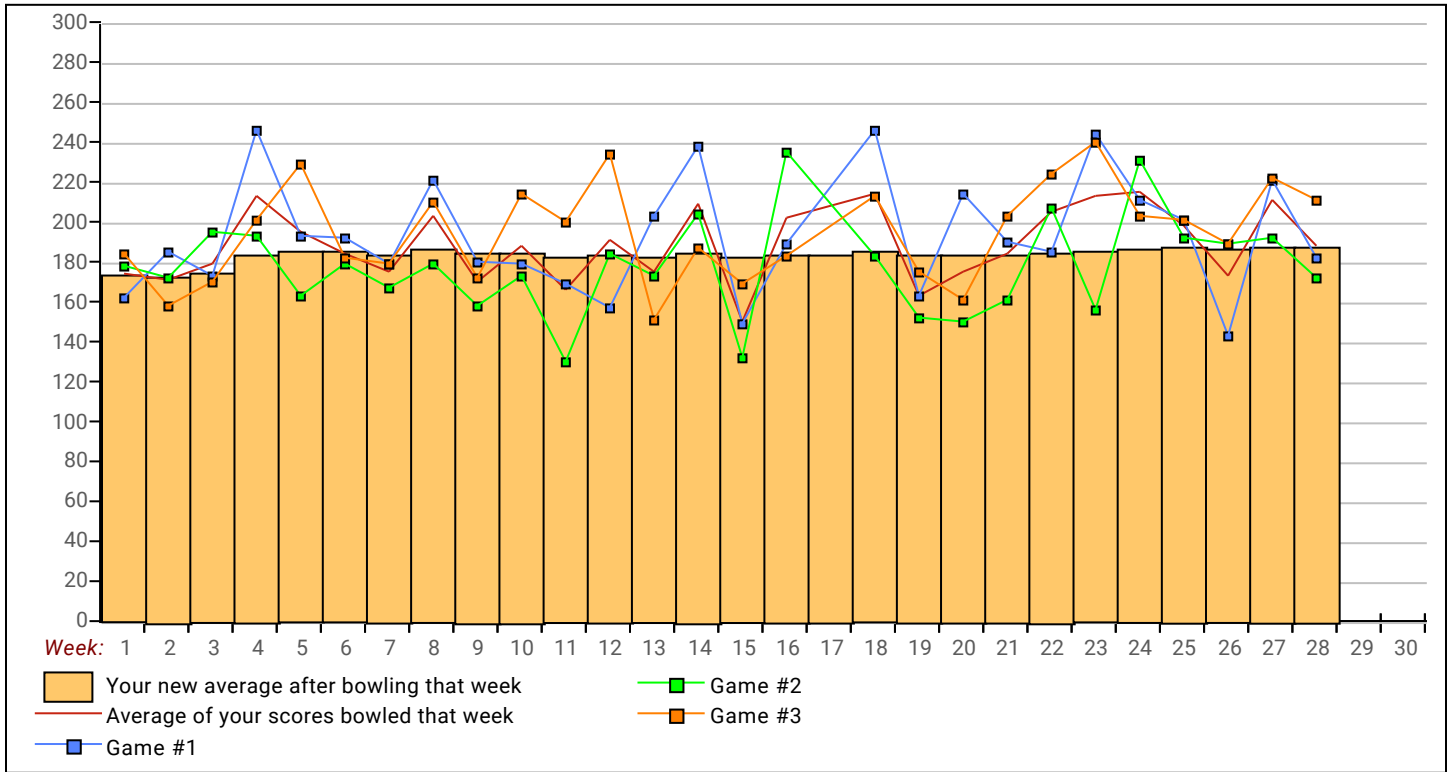
<u>&lt;100</u>	<u>100's</u>	<u>125's</u>	<u>150's</u>	<u>175's</u>	<u>200's</u>	<u>225's</u>	<u>250's</u>	<u>275's</u>	<u>300's</u>
		4	22	27	19	9			
<u>&lt;400</u>	<u>400's</u>	<u>450's</u>	<u>500's</u>	<u>550's</u>	<u>600's</u>	<u>650's</u>	<u>700's</u>	<u>750's</u>	<u>800's</u>
		3	8	7	9				
<u>Ave of Game 1</u>			<u>Ave of Game 2</u>			<u>Ave of Game 3</u>			
193.15			177.78			195.00			

High game of 246 on week 4      High series of 645 on week 24      High average of 188.65 after bowling week 27  
 Low game of 130 on week 11      Low series of 450 on week 15      Low average of 173.17 after bowling week 2

High Scores by Game

Game #1: 246 on week 4    Game #2: 235 on week 16    Game #3: 240 on week 23

Note: This report includes information through March 16 which is Week 27 of 29



Note: This report includes information through March 16 which is Week 27 of 29

## Mark Wolfendin's Bowling Record - Team 3: JB Laser

Week No.	Bowling Date	Old Ave	Old HDCP	Old			Total	HDCP Total	Pins Gms		---Average Change---			High Game	High Sers	HDCP Game	HDCP Sers		
				-1-	-2-	-3-			New	Old	Change								
1	09/09/19	0	0				0	0	0	0	-	0.00	=	0.00	0	0			
2	09/16/19	0	0				0	0	0	0	-	0.00	=	0.00	0	0			
3	09/23/19	185	40	234	165	156	555	675	555	3	185.00	-	0.00	=	185.00	234	555		
4	09/30/19	185	0				0	0	555	3	185.00	-	185.00	=	0.00	234	555		
5	10/07/19	185	40	198	190	193	581	701	1136	6	189.33	-	185.00	=	4.33	234	581		
6	10/14/19	189	0				0	0	1136	6	189.33	-	189.33	=	0.00	234	581		
7	10/21/19	189	36	213	191	212	616	724	1752	9	194.67	-	189.33	=	5.33	234	616		
8	10/28/19	194	32	164	204	151	519	615	2271	12	189.25	-	194.67	=	-5.42	234	616	236	615
9	11/04/19	189	36	215	153	243	611	719	2882	15	192.13	-	189.25	=	2.88	243	616	279	719
10	11/11/19	192	34	167	215	248	630	732	3512	18	195.11	-	192.13	=	2.98	248	630	282	732

### End of 1st part

11	11/18/19	195	31	193	192	217	602	695	4114	21	195.90	-	195.11	=	0.79	248	630	282	732
12	11/25/19	195	31	176	213	244	633	726	4747	24	197.79	-	195.90	=	1.89	248	633	282	732
13	12/02/19	197	29	200	193	210	603	690	5350	27	198.15	-	197.79	=	0.36	248	633	282	732
14	12/09/19	198	28	192	234	220	646	730	5996	30	199.87	-	198.15	=	1.72	248	646	282	732
15	12/16/19	199	27	173	194	194	561	642	6557	33	198.70	-	199.87	=	-1.17	248	646	282	732
16	12/23/19	198	28	a188	a188	a188	564	648	6557	33	198.70	-	198.70	=	0.00	248	646	282	732
0	12/30/19	198	0				0	0	6557	33	198.70	-	198.70	=	0.00	248	646	282	732
17	01/06/20	198	28	199	179	216	594	678	7151	36	198.64	-	198.70	=	-0.06	248	646	282	732
18	01/13/20	198	0				0	0	7151	36	198.64	-	198.64	=	0.00	248	646	282	732
19	01/20/20	198	28	210	164	184	558	642	7709	39	197.67	-	198.64	=	-0.97	248	646	282	732

### End of 2nd part

20	01/27/20	197	29	179	196	212	587	674	8296	42	197.52	-	197.67	=	-0.14	248	646	282	732
21	02/03/20	197	29	214	193	181	588	675	8884	45	197.42	-	197.52	=	-0.10	248	646	282	732
22	02/10/20	197	29	205	199	215	619	706	9503	48	197.98	-	197.42	=	0.56	248	646	282	732
23	02/17/20	197	29	206	223	222	651	738	10154	51	199.10	-	197.98	=	1.12	248	651	282	738
24	02/24/20	199	27	247	204	214	665	746	10819	54	200.35	-	199.10	=	1.25	248	665	282	746
25	03/02/20	200	27	158	222	202	582	663	11401	57	200.02	-	200.35	=	-0.33	248	665	282	746
26	03/09/20	200	0				0	0	11401	57	200.02	-	200.02	=	0.00	248	665	282	746
27	03/16/20	200	27	222	224	160	606	687	12007	60	200.12	-	200.02	=	0.10	248	665	282	746

<u>&lt;100</u>	<u>100's</u>	<u>125's</u>	<u>150's</u>	<u>175's</u>	<u>200's</u>	<u>225's</u>	<u>250's</u>	<u>275's</u>	<u>300's</u>
			10	19	25	6			
<u>&lt;400</u>	<u>400's</u>	<u>450's</u>	<u>500's</u>	<u>550's</u>	<u>600's</u>	<u>650's</u>	<u>700's</u>	<u>750's</u>	<u>800's</u>
			1	8	9	2			
			<u>Ave of Game 1</u>	<u>Ave of Game 2</u>	<u>Ave of Game 3</u>				
			198.25	197.40	204.70				

High game of 248 on week 10      High series of 665 on week 25      High average of 200.35 after bowling week 25  
 Low game of 151 on week 8      Low series of 519 on week 8      Low average of 185.00 after bowling week 3

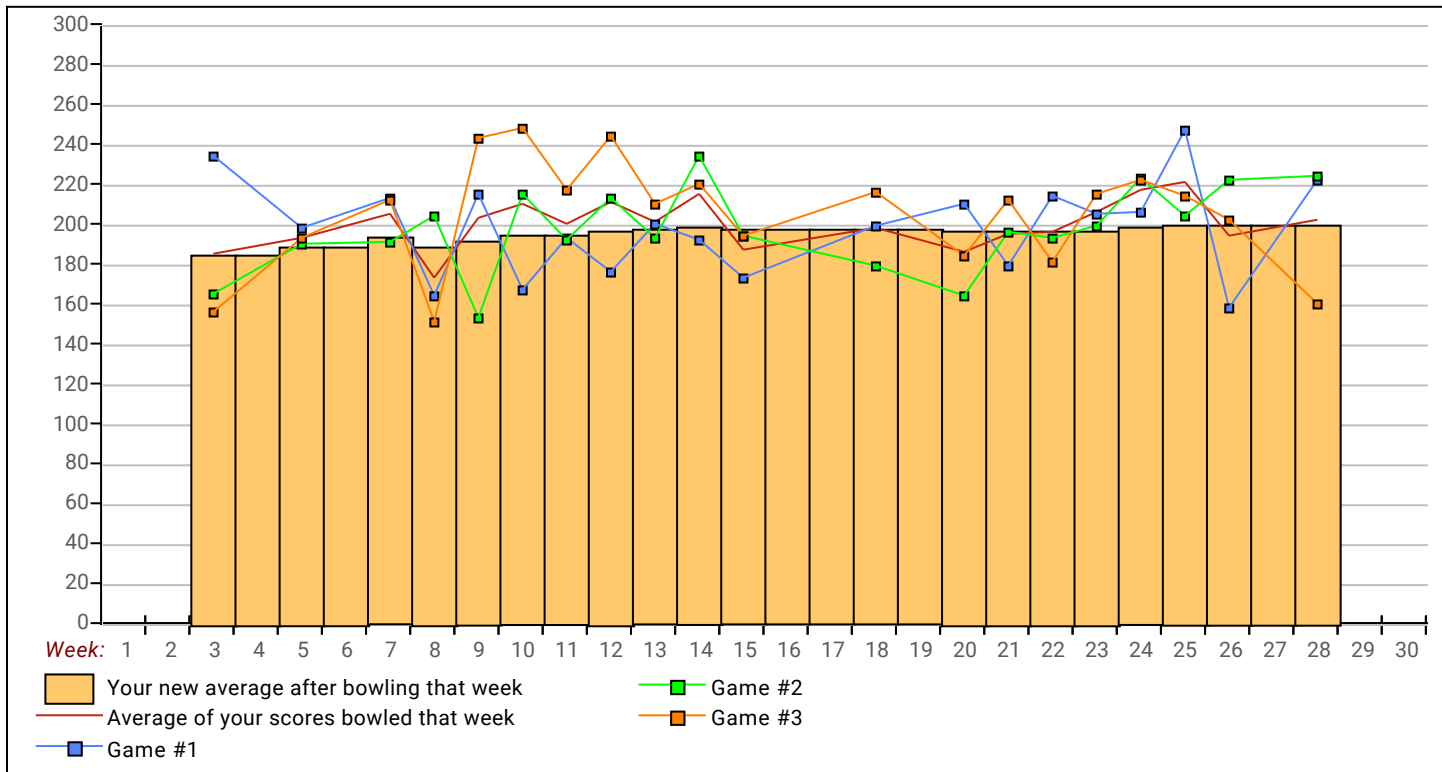
High Scores by Game  
 Game #1: 247 on week 25    Game #2: 234 on week 14    Game #3: 248 on week 10

# Industrial League 2019-20

Monday 6:30 PM

Lanes 23 - 40

Note: This report includes information through March 16 which is Week 27 of 29





Monday 6:30 PM

Lanes 23 - 40

Note: This report includes information through March 16 which is Week 27 of 29

## Jerod S. King's Bowling Record - Team 3: JB Laser

Week No.	Bowling Date	Old Ave	Old HDCP	Old			HDCP		Pins Gms		---Average Change---			High Game	High Sers	HDCP Game	HDCP Sers
				-1-	-2-	-3-	Total	Total	New	Old	+	-	=				
1	09/09/19	bk208	19	182	<b>221</b>	<b>234</b>	637	<b>694</b>	637	3	212.33	-	0.00	=	<b>212.33</b>	234	637
2	09/16/19	bk208	0				0	0	637	3	212.33	-	212.33	=	0.00	234	637
3	09/23/19	bk208	0				0	0	637	3	212.33	-	212.33	=	0.00	234	637
4	09/30/19	bk208	19	172	<b>221</b>	214	607	<b>664</b>	1244	6	207.33	-	212.33	=	<b>-5.00</b>	234	637
5	10/07/19	bk208	19	<b>195</b>	179	<b>216</b>	590	<b>647</b>	1834	9	203.78	-	207.33	=	<b>-3.56</b>	234	637
6	10/14/19	203	24	194	<b>172</b>	187	553	625	2387	12	198.92	-	203.78	=	<b>-4.86</b>	234	637
7	10/21/19	198	28	235	<b>184</b>	<b>184</b>	603	<b>687</b>	2990	15	199.33	-	198.92	=	<b>0.42</b>	235	637
8	10/28/19	199	0				0	0	2990	15	199.33	-	199.33	=	0.00	235	637
9	11/04/19	199	27	<b>236</b>	171	<b>238</b>	645	<b>726</b>	3635	18	201.94	-	199.33	=	<b>2.61</b>	238	645
10	11/11/19	201	26	<del>151</del>	<del>133</del>	<del>179</del>	463	<del>541</del>	4098	21	195.14	-	201.94	=	<b>-6.80</b>	238	645

### End of 1st part

11	11/18/19	195	31	<b>185</b>	<b>190</b>	<b>185</b>	560	<b>653</b>	4658	24	194.08	-	195.14	=	<b>-1.06</b>	238	645
12	11/25/19	194	32	216	<b>205</b>	196	617	713	5275	27	195.37	-	194.08	=	<b>1.29</b>	238	645
13	12/02/19	195	31	<b>234</b>	<b>224</b>	<b>192</b>	650	<b>743</b>	5925	30	197.50	-	195.37	=	<b>2.13</b>	238	650
14	12/09/19	197	29	<b>277</b>	<b>234</b>	177	688	<b>775</b>	6613	33	200.39	-	197.50	=	<b>2.89</b>	277	688
15	12/16/19	200	27	<b>214</b>	145	<b>234</b>	593	<b>674</b>	7206	36	200.17	-	200.39	=	<b>-0.23</b>	277	688
16	12/23/19	200	27	<b>214</b>	166	<b>235</b>	615	<b>696</b>	7821	39	200.54	-	200.17	=	<b>0.37</b>	277	688
0	12/30/19	200	0				0	0	7821	39	200.54	-	200.54	=	0.00	277	688
17	01/06/20	200	27	187	151	203	541	622	8362	42	199.10	-	200.54	=	<b>-1.44</b>	277	688
18	01/13/20	199	27	<b>233</b>	187	191	611	<b>692</b>	8973	45	199.40	-	199.10	=	<b>0.30</b>	277	688
19	01/20/20	199	27	a189	a189	a189	567	648	8973	45	199.40	-	199.40	=	0.00	277	688

### End of 2nd part

20	01/27/20	199	27	<b>200</b>	180	<b>247</b>	627	<b>708</b>	9600	48	200.00	-	199.40	=	<b>0.60</b>	277	688
21	02/03/20	200	27	<b>225</b>	<b>181</b>	171	577	<b>658</b>	10177	51	199.55	-	200.00	=	<b>-0.45</b>	277	688
22	02/10/20	199	0				0	0	10177	51	199.55	-	199.55	=	0.00	277	688
23	02/17/20	199	27	203	<b>221</b>	<b>168</b>	592	<b>673</b>	10769	54	199.43	-	199.55	=	<b>-0.12</b>	277	688
24	02/24/20	199	27	216	<b>209</b>	<b>215</b>	640	<b>721</b>	11409	57	200.16	-	199.43	=	<b>0.73</b>	277	688
25	03/02/20	200	27	<b>252</b>	<b>222</b>	<b>189</b>	663	<b>744</b>	12072	60	201.20	-	200.16	=	<b>1.04</b>	277	688
26	03/09/20	201	26	<b>220</b>	<b>231</b>	186	637	<b>715</b>	12709	63	201.73	-	201.20	=	<b>0.53</b>	277	688
27	03/16/20	201	26	<b>194</b>	177	<b>230</b>	601	<b>679</b>	13310	66	201.67	-	201.73	=	<b>-0.06</b>	277	688

<u>&lt;100</u>	<u>100's</u>	<u>125's</u>	<u>150's</u>	<u>175's</u>	<u>200's</u>	<u>225's</u>	<u>250's</u>	<u>275's</u>	<u>300's</u>
		2	8	23	18	13	1	1	
<u>&lt;400</u>	<u>400's</u>	<u>450's</u>	<u>500's</u>	<u>550's</u>	<u>600's</u>	<u>650's</u>	<u>700's</u>	<u>750's</u>	<u>800's</u>
		1	1	6	11	3			
<u>Ave of Game 1</u>			<u>Ave of Game 2</u>			<u>Ave of Game 3</u>			
210.68			191.09			203.23			

High game of **277** on week **14**      High series of **688** on week **14**      High average of **212.33** after bowling week **1**  
 Low game of **133** on week **10**      Low series of **463** on week **10**      Low average of **194.08** after bowling week **11**

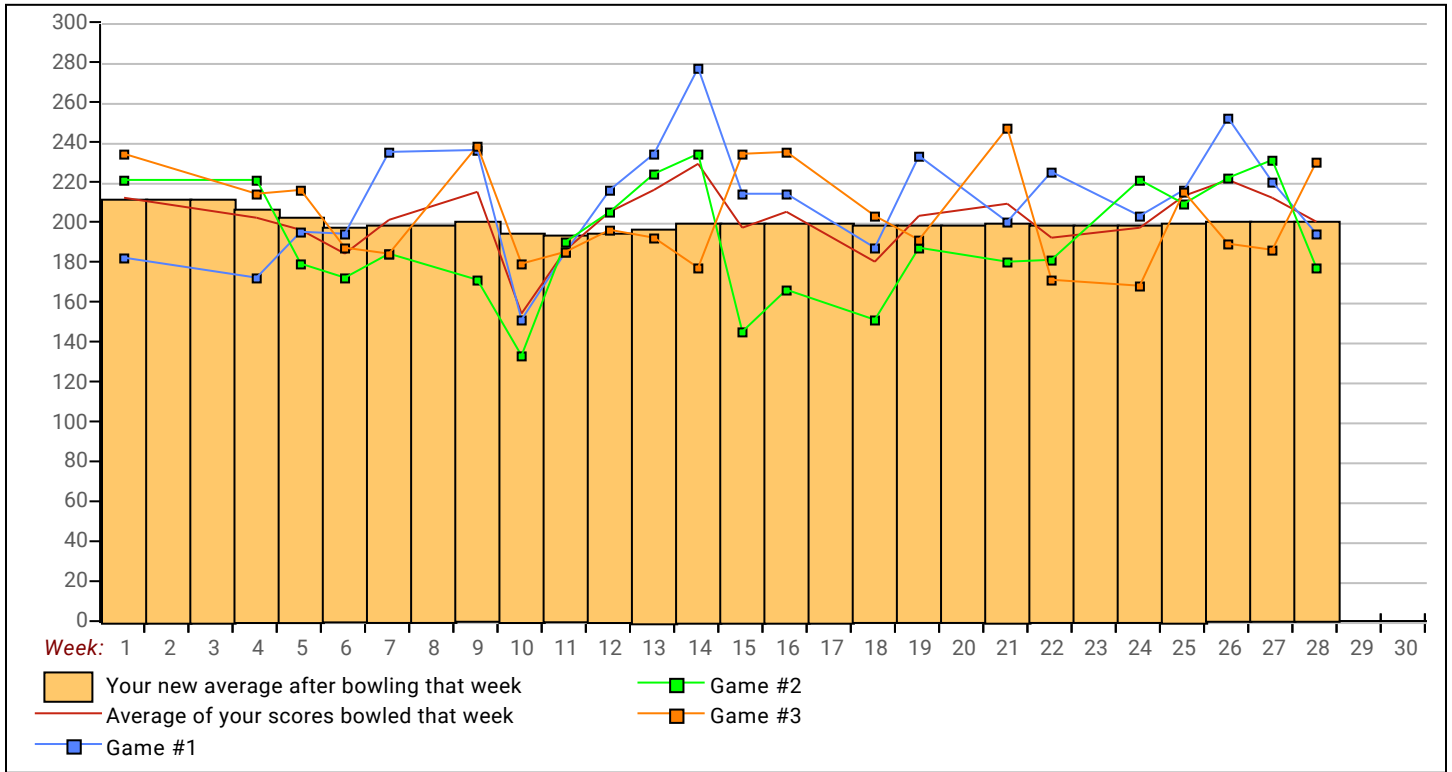
High Scores by Game  
 Game #1: **277** on week **14**    Game #2: **234** on week **14**    Game #3: **247** on week **21**

# Industrial League 2019-20

Monday 6:30 PM

Lanes 23 - 40

Note: This report includes information through March 16 which is Week 27 of 29



Note: This report includes information through March 16 which is Week 27 of 29

## Gary C. Puschak's Bowling Record - Team 3: JB Laser

Week No.	Bowling Date	Old Ave	Old HDCP	Old				HDCP		Pins		Gms		---Average Change---		High Game	High Sers	HDCP Game	HDCP Sers	
				-1-	-2-	-3-	Total	Total			New	Old	----	+/-						
1	09/09/19	0	0				0	0	0	0			-	0.00	=	0.00	0	0		
2	09/16/19	218	10	200	190	<b>266</b>	656	<b>686</b>	656	3	218.67	-	0.00	=	218.67	266	656			
3	09/23/19	218	10	<b>251</b>	<b>245</b>	<b>213</b>	709	<b>739</b>	1365	6	227.50	-	218.67	=	8.83	266	709			
4	09/30/19	227	2	183	<b>199</b>	<b>181</b>	563	<b>569</b>	1928	9	214.22	-	227.50	=	-13.28	266	709			
5	10/07/19	214	0				0	0	1928	9	214.22	-	214.22	=	0.00	266	709			
6	10/14/19	214	14	237	<b>248</b>	203	688	730	2616	12	218.00	-	214.22	=	3.78	266	709	262	730	
7	10/21/19	218	0				0	0	2616	12	218.00	-	218.00	=	0.00	266	709	262	730	
8	10/28/19	218	10	189	<b>255</b>	<b>200</b>	644	<b>674</b>	3260	15	217.33	-	218.00	=	-0.67	266	709	265	730	
9	11/04/19	217	11	217	<b>235</b>	204	656	689	3916	18	217.56	-	217.33	=	0.22	266	709	265	730	
10	11/11/19	217	11	195	<b>246</b>	<b>230</b>	671	<b>704</b>	4587	21	218.43	-	217.56	=	0.87	266	709	265	730	

### End of 1st part

11	11/18/19	218	10	204	187	<b>232</b>	623	653	5210	24	217.08	-	218.43	=	-1.35	266	709	265	730
12	11/25/19	217	0				0	0	5210	24	217.08	-	217.08	=	0.00	266	709	265	730
13	12/02/19	217	0				0	0	5210	24	217.08	-	217.08	=	0.00	266	709	265	730
14	12/09/19	217	11	192	222	174	588	621	5798	27	214.74	-	217.08	=	-2.34	266	709	265	730
15	12/16/19	214	0				0	0	5798	27	214.74	-	214.74	=	0.00	266	709	265	730
16	12/23/19	214	0				0	0	5798	27	214.74	-	214.74	=	0.00	266	709	265	730
0	12/30/19	214	0				0	0	5798	27	214.74	-	214.74	=	0.00	266	709	265	730
17	01/06/20	214	0				0	0	5798	27	214.74	-	214.74	=	0.00	266	709	265	730
18	01/13/20	214	14	183	<b>226</b>	224	633	675	6431	30	214.37	-	214.74	=	-0.37	266	709	265	730
19	01/20/20	214	14	182	234	<b>238</b>	654	696	7085	33	214.70	-	214.37	=	0.33	266	709	265	730

### End of 2nd part

20	01/27/20	214	0				0	0	7085	33	214.70	-	214.70	=	0.00	266	709	265	730
21	02/03/20	214	0				0	0	7085	33	214.70	-	214.70	=	0.00	266	709	265	730
22	02/10/20	214	14	182	<b>175</b>	161	518	560	7603	36	211.19	-	214.70	=	-3.50	266	709	265	730
23	02/17/20	211	0				0	0	7603	36	211.19	-	211.19	=	0.00	266	709	265	730
24	02/24/20	211	17	243	233	<b>191</b>	667	718	8270	39	212.05	-	211.19	=	0.86	266	709	265	730
25	03/02/20	212	0				0	0	8270	39	212.05	-	212.05	=	0.00	266	709	265	730
26	03/09/20	212	0				0	0	8270	39	212.05	-	212.05	=	0.00	266	709	265	730
27	03/16/20	212	16				0	0	8270	39	212.05	-	212.05	=	0.00	266	709	265	730

<u>&lt;100</u>	<u>100's</u>	<u>125's</u>	<u>150's</u>	<u>175's</u>	<u>200's</u>	<u>225's</u>	<u>250's</u>	<u>275's</u>	<u>300's</u>
			2	13	9	12	3		
<u>&lt;400</u>	<u>400's</u>	<u>450's</u>	<u>500's</u>	<u>550's</u>	<u>600's</u>	<u>650's</u>	<u>700's</u>	<u>750's</u>	<u>800's</u>
			1	2	3	6	1		
			<u>Ave of Game 1</u>	<u>Ave of Game 2</u>	<u>Ave of Game 3</u>				
			204.46	222.69	209.00				

High game of 266 on week 2      High series of 709 on week 3      High average of 227.50 after bowling week 3  
 Low game of 161 on week 23      Low series of 518 on week 23      Low average of 211.19 after bowling week 23

High Scores by Game

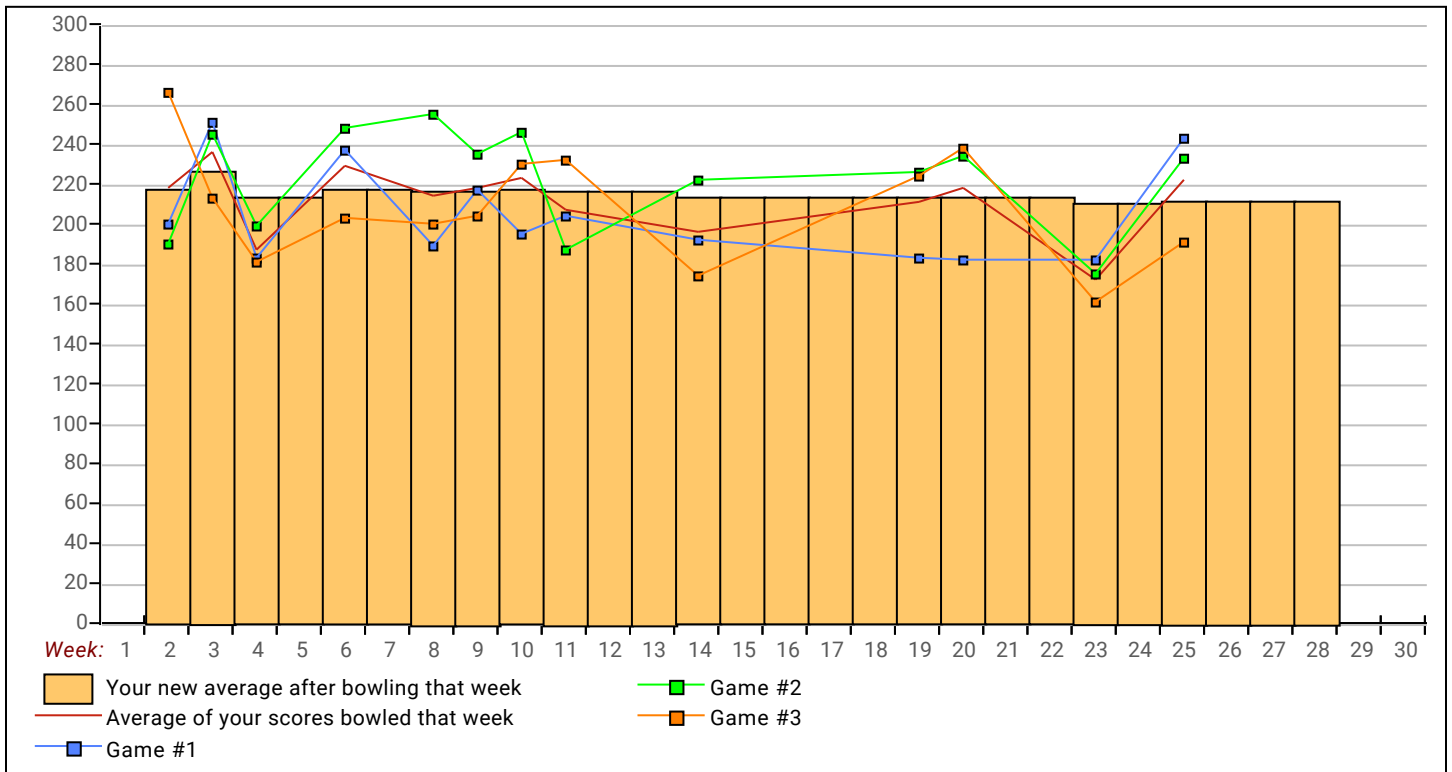
Game #1: 251 on week 3    Game #2: 255 on week 8    Game #3: 266 on week 2

# Industrial League 2019-20

Monday 6:30 PM

Lanes 23 - 40

Note: This report includes information through March 16 which is Week 27 of 29



Note: This report includes information through March 16 which is Week 27 of 29

## Wayne L. Manwill's Bowling Record - Team 3: JB Laser

Week No.	Bowling Date	Old Ave	Old HDCP	-1- -2- -3-			Total	HDCP		Pins	Gms	---Average Change---			High Game	High Sers	HDCP Game	HDCP Sers	
								Total	Total			New	Old	+/-					
1	09/09/19	bk234	0	245	202	232	679	679	679	3	226.33	-	0.00	=	226.33	245	679		
2	09/16/19	bk234	0	193	231	201	625	625	1304	6	217.33	-	226.33	=	-9.00	245	679		
3	09/23/19	bk234	0				0	0	1304	6	217.33	-	217.33	=	0.00	245	679		
4	09/30/19	bk234	0	203	236	169	608	608	1912	9	212.44	-	217.33	=	-4.89	245	679		
5	10/07/19	212	16	238	247	249	734	782	2646	12	220.50	-	212.44	=	8.06	249	734	265	782
6	10/14/19	220	9	247	226	248	721	748	3367	15	224.47	-	220.50	=	3.97	249	734	265	782
7	10/21/19	224	5	214	190	258	662	677	4029	18	223.83	-	224.47	=	-0.63	258	734	265	782
8	10/28/19	223	6	194	221	223	638	656	4667	21	222.24	-	223.83	=	-1.60	258	734	265	782
9	11/04/19	222	0				0	0	4667	21	222.24	-	222.24	=	0.00	258	734	265	782
10	11/11/19	222	0				0	0	4667	21	222.24	-	222.24	=	0.00	258	734	265	782

### End of 1st part

11	11/18/19	222	0				0	0	4667	21	222.24	-	222.24	=	0.00	258	734	265	782
12	11/25/19	222	0				0	0	4667	21	222.24	-	222.24	=	0.00	258	734	265	782
13	12/02/19	222	0				0	0	4667	21	222.24	-	222.24	=	0.00	258	734	265	782
14	12/09/19	222	0				0	0	4667	21	222.24	-	222.24	=	0.00	258	734	265	782
15	12/16/19	222	0				0	0	4667	21	222.24	-	222.24	=	0.00	258	734	265	782
16	12/23/19	222	0				0	0	4667	21	222.24	-	222.24	=	0.00	258	734	265	782
0	12/30/19	222	0				0	0	4667	21	222.24	-	222.24	=	0.00	258	734	265	782
17	01/06/20	222	0				0	0	4667	21	222.24	-	222.24	=	0.00	258	734	265	782
18	01/13/20	222	0				0	0	4667	21	222.24	-	222.24	=	0.00	258	734	265	782
19	01/20/20	222	0				0	0	4667	21	222.24	-	222.24	=	0.00	258	734	265	782

### End of 2nd part

20	01/27/20	222	0				0	0	4667	21	222.24	-	222.24	=	0.00	258	734	265	782
21	02/03/20	222	0				0	0	4667	21	222.24	-	222.24	=	0.00	258	734	265	782
22	02/10/20	222	0				0	0	4667	21	222.24	-	222.24	=	0.00	258	734	265	782
23	02/17/20	222	0				0	0	4667	21	222.24	-	222.24	=	0.00	258	734	265	782
24	02/24/20	222	0				0	0	4667	21	222.24	-	222.24	=	0.00	258	734	265	782
25	03/02/20	222	0				0	0	4667	21	222.24	-	222.24	=	0.00	258	734	265	782
26	03/09/20	222	7	172	199	203	574	595	5241	24	218.38	-	222.24	=	-3.86	258	734	265	782
27	03/16/20	218	10	247	223	247	717	747	5958	27	220.67	-	218.38	=	2.29	258	734	265	782

<u>&lt;100</u>	<u>100's</u>	<u>125's</u>	<u>150's</u>	<u>175's</u>	<u>200's</u>	<u>225's</u>	<u>250's</u>	<u>275's</u>	<u>300's</u>
			2	4	8	12	1		
<u>&lt;400</u>	<u>400's</u>	<u>450's</u>	<u>500's</u>	<u>550's</u>	<u>600's</u>	<u>650's</u>	<u>700's</u>	<u>750's</u>	<u>800's</u>
				1	3	2	3		
			<u>Ave of Game 1</u>	<u>Ave of Game 2</u>	<u>Ave of Game 3</u>				
			217.00	219.44	225.56				

High game of 258 on week 7      High series of 734 on week 5      High average of 226.33 after bowling week 1  
 Low game of 169 on week 4      Low series of 574 on week 27      Low average of 212.44 after bowling week 4

High Scores by Game

Game #1: 247 on week 6    Game #2: 247 on week 5    Game #3: 258 on week 7

# Industrial League 2019-20

Monday 6:30 PM

Lanes 23 - 40

Note: This report includes information through March 16 which is Week 27 of 29

