

Note: This report includes information through March 16 which is Week 27 of 29

Pat A. McCullough's Bowling Record - Team 2: The James Gang

Week No.	Bowling Date	Old Ave	Old HDCP	-			Total	HDCP Total	Pins	Gms	---Average Change---			High Game	High Sers	HDCP Game	HDCP Sers	
				-1-	-2-	-3-					New	Old	----> +/-					
1	09/09/19	0	0				0	0	0	0	-	0.00	=	0.00	0	0		
2	09/16/19	0	0				0	0	0	0	-	0.00	=	0.00	0	0		
3	09/23/19	0	0				0	0	0	0	-	0.00	=	0.00	0	0		
4	09/30/19	0	0				0	0	0	0	-	0.00	=	0.00	0	0		
5	10/07/19	0	0				0	0	0	0	-	0.00	=	0.00	0	0		
6	10/14/19	0	0				0	0	0	0	-	0.00	=	0.00	0	0		
7	10/21/19	0	0				0	0	0	0	-	0.00	=	0.00	0	0		
8	10/28/19	0	0				0	0	0	0	-	0.00	=	0.00	0	0		
9	11/04/19	0	0				0	0	0	0	-	0.00	=	0.00	0	0		
10	11/11/19	0	0				0	0	0	0	-	0.00	=	0.00	0	0		

End of 1st part

11	11/18/19	0	0				0	0	0	0	-	0.00	=	0.00	0	0		
12	11/25/19	0	0				0	0	0	0	-	0.00	=	0.00	0	0		
13	12/02/19	168	55	135	164	206	505	670	505	3	168.33	-	0.00	=	168.33	206	505	
14	12/09/19	168	0				0	0	505	3	168.33	-	168.33	=	0.00	206	505	
15	12/16/19	168	0				0	0	505	3	168.33	-	168.33	=	0.00	206	505	
16	12/23/19	168	0				0	0	505	3	168.33	-	168.33	=	0.00	206	505	
0	12/30/19	168	0				0	0	505	3	168.33	-	168.33	=	0.00	206	505	
17	01/06/20	168	0				0	0	505	3	168.33	-	168.33	=	0.00	206	505	
18	01/13/20	168	0				0	0	505	3	168.33	-	168.33	=	0.00	206	505	
19	01/20/20	168	0				0	0	505	3	168.33	-	168.33	=	0.00	206	505	

End of 2nd part

20	01/27/20	168	0				0	0	505	3	168.33	-	168.33	=	0.00	206	505	
21	02/03/20	168	0				0	0	505	3	168.33	-	168.33	=	0.00	206	505	
22	02/10/20	168	0				0	0	505	3	168.33	-	168.33	=	0.00	206	505	
23	02/17/20	168	0				0	0	505	3	168.33	-	168.33	=	0.00	206	505	
24	02/24/20	168	0				0	0	505	3	168.33	-	168.33	=	0.00	206	505	
25	03/02/20	168	0				0	0	505	3	168.33	-	168.33	=	0.00	206	505	
26	03/09/20	168	0				0	0	505	3	168.33	-	168.33	=	0.00	206	505	
27	03/16/20	168	55				0	0	505	3	168.33	-	168.33	=	0.00	206	505	

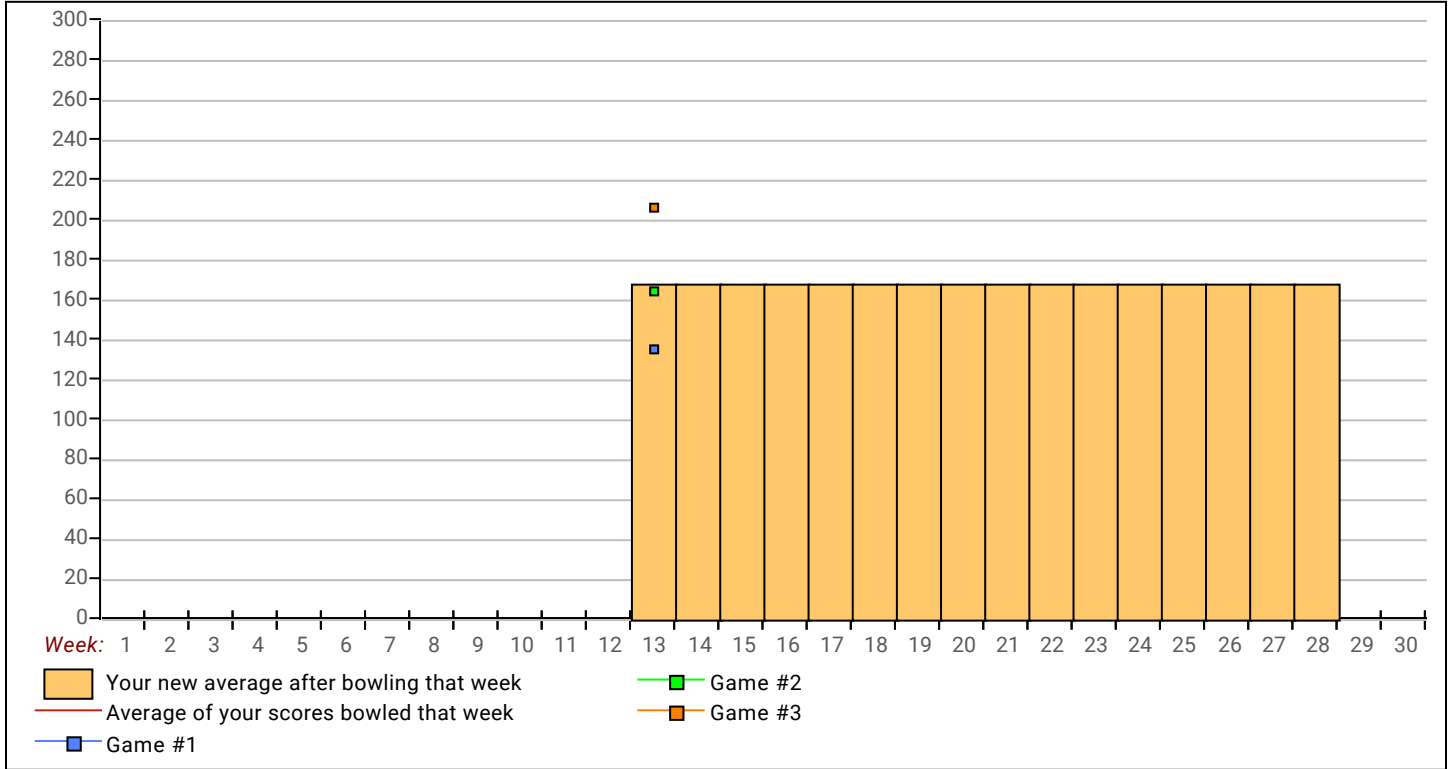


<u><100</u>	<u>100's</u>	<u>125's</u>	<u>150's</u>	<u>175's</u>	<u>200's</u>	<u>225's</u>	<u>250's</u>	<u>275's</u>	<u>300's</u>
		1	1		1				
<u><400</u>	<u>400's</u>	<u>450's</u>	<u>500's</u>	<u>550's</u>	<u>600's</u>	<u>650's</u>	<u>700's</u>	<u>750's</u>	<u>800's</u>
			1						
		<u>Ave of Game 1</u>	<u>Ave of Game 2</u>	<u>Ave of Game 3</u>					
		135.00	164.00	206.00					

High game of 206 on week 13 High series of 505 on week 13 High average of 168.33 after bowling week 13
 Low game of 135 on week 13 Low series of 505 on week 13 Low average of 168.33 after bowling week 13

High Scores by Game
 Game #1: 135 on week 13 Game #2: 164 on week 13 Game #3: 206 on week 13

Note: This report includes information through March 16 which is Week 27 of 29



Monday 6:30 PM

Lanes 23 - 40

Note: This report includes information through March 16 which is Week 27 of 29

Greg Clark's Bowling Record - Team 2: The James Gang

Week No.	Bowling Date	Old Ave	Old HDCP	Old			Total	HDCP Total	Pins	Gms	---Average Change---			High Game	High Sers	HDCP Game	HDCP Sers
				-1-	-2-	-3-					New	Old	+/-				
1	09/09/19	bk178	46	144	172	206	522	660	522	3	174.00	-	0.00	=	174.00	206	522
2	09/16/19	bk178	46	149	185	202	536	674	1058	6	176.33	-	174.00	=	2.33	206	536
3	09/23/19	bk178	46	163	201	166	530	668	1588	9	176.44	-	176.33	=	0.11	206	536
4	09/30/19	176	48	158	191	179	528	672	2116	12	176.33	-	176.44	=	-0.11	206	536
5	10/07/19	176	48	164	170	171	505	649	2621	15	174.73	-	176.33	=	-1.60	206	536
6	10/14/19	174	50	164	183	204	551	701	3008	17	176.94	-	174.73	=	2.21	206	536
7	10/21/19	176	48	157	199	164	520	664	3528	20	176.40	-	176.94	=	-0.54	206	536
8	10/28/19	176	48	173	179	160	512	656	4040	23	175.65	-	176.40	=	-0.75	206	536
9	11/04/19	175	49	142	161	141	444	591	4484	26	172.46	-	175.65	=	-3.19	206	536
10	11/11/19	172	52	167	171	157	495	651	4979	29	171.69	-	172.46	=	-0.77	206	536

End of 1st part

11	11/18/19	171	53	208	179	225	612	771	5591	32	174.72	-	171.69	=	3.03	225	612	278	771
				612 --- 600 Series (175 Ave or Less) -- Local Assoc. Awards															
12	11/25/19	174	50	149	179	161	489	639	6080	35	173.71	-	174.72	=	-1.00	225	612	278	771
13	12/02/19	173	51	257	196	235	688	841	6768	38	178.11	-	173.71	=	4.39	257	688	308	841
				688 --- 150 Pins Over Average - Series -- Local Assoc. Awards															
				688 --- 600 Series (175 Ave or Less) -- Local Assoc. Awards															
14	12/09/19	178	46	157	186	181	524	662	7292	41	177.85	-	178.11	=	-0.25	257	688	308	841
15	12/16/19	177	47	169	149	172	490	631	7782	44	176.86	-	177.85	=	-0.99	257	688	308	841
16	12/23/19	176	48	211	213	126	550	694	8332	47	177.28	-	176.86	=	0.41	257	688	308	841
0	12/30/19	177	0				0	0	8332	47	177.28	-	177.28	=	0.00	257	688	308	841
17	01/06/20	177	47	171	215	205	591	732	8923	50	178.46	-	177.28	=	1.18	257	688	308	841
18	01/13/20	178	46	179	188	157	524	662	9447	53	178.25	-	178.46	=	-0.21	257	688	308	841
19	01/20/20	178	46	172	189	137	498	636	9945	56	177.59	-	178.25	=	-0.66	257	688	308	841

End of 2nd part

20	01/27/20	177	47	224	169	186	579	720	10524	59	178.37	-	177.59	=	0.78	257	688	308	841
21	02/03/20	178	46	172	151	210	533	671	11057	62	178.34	-	178.37	=	-0.03	257	688	308	841
22	02/10/20	178	46	171	172	190	533	671	11590	65	178.31	-	178.34	=	-0.03	257	688	308	841
23	02/17/20	178	46	201	165	175	541	679	12131	68	178.40	-	178.31	=	0.09	257	688	308	841
24	02/24/20	178	46	178	182	183	543	681	12674	71	178.51	-	178.40	=	0.11	257	688	308	841
25	03/02/20	178	46	191	172	216	579	717	13253	74	179.09	-	178.51	=	0.59	257	688	308	841
26	03/09/20	179	45	159	197	191	547	682	13800	77	179.22	-	179.09	=	0.13	257	688	308	841
27	03/16/20	179	45	195	174	212	581	716	14381	80	179.76	-	179.22	=	0.54	257	688	308	841

<u><100</u>	<u>100's</u>	<u>125's</u>	<u>150's</u>	<u>175's</u>	<u>200's</u>	<u>225's</u>	<u>250's</u>	<u>275's</u>	<u>300's</u>
		8	31	24	14	2	1		
<u><400</u>	<u>400's</u>	<u>450's</u>	<u>500's</u>	<u>550's</u>	<u>600's</u>	<u>650's</u>	<u>700's</u>	<u>750's</u>	<u>800's</u>
	1	4	14	6	1	1			
		<u>Ave of Game 1</u>			<u>Ave of Game 2</u>		<u>Ave of Game 3</u>		
		176.19			181.04		181.93		

High game of **257** on week **13** High series of **688** on week **13** High average of **179.76** after bowling week **28**
 Low game of **126** on week **16** Low series of **444** on week **9** Low average of **171.69** after bowling week **10**

High Scores by Game

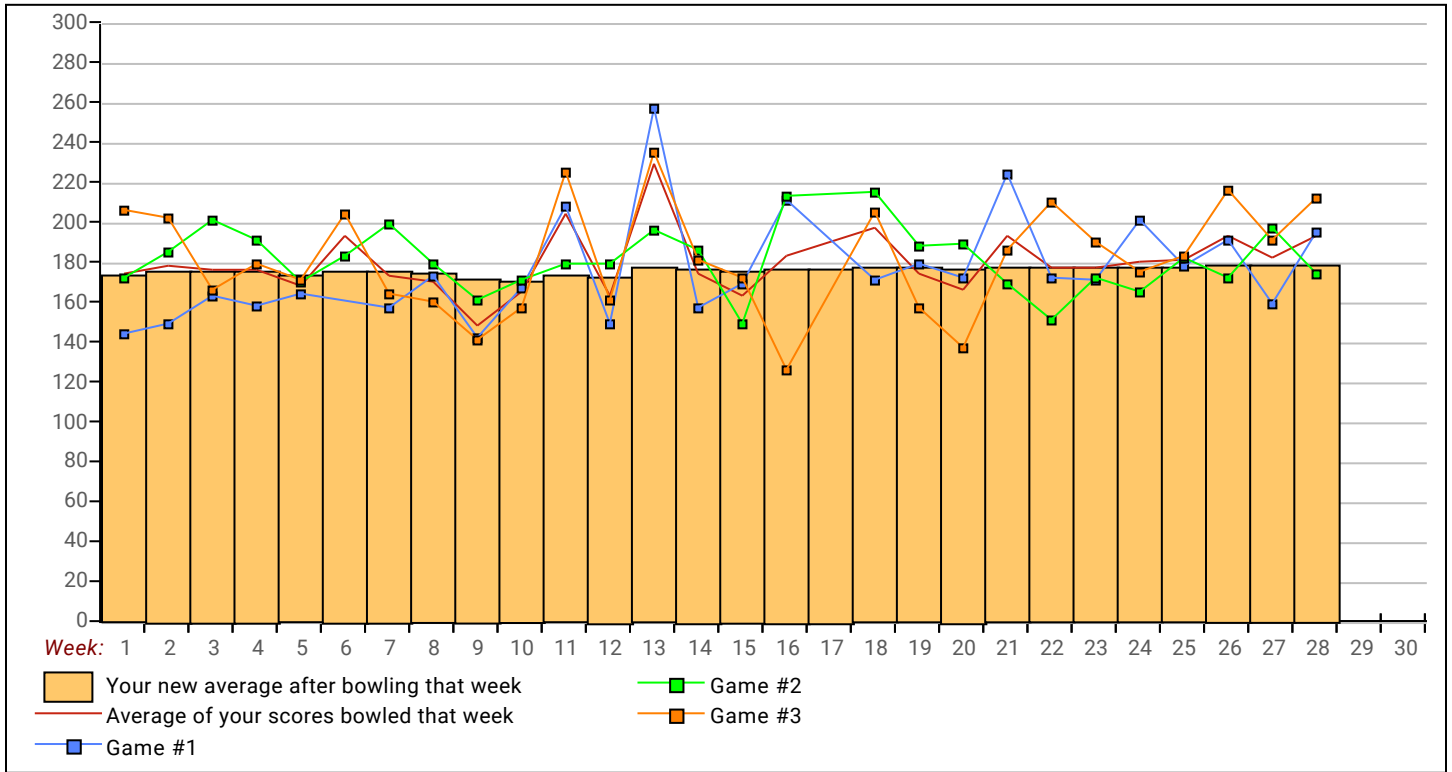
Game #1: **257** on week **13** Game #2: **215** on week **18** Game #3: **235** on week **13**

Industrial League 2019-20

Monday 6:30 PM

Lanes 23 - 40

Note: This report includes information through March 16 which is Week 27 of 29



Monday 6:30 PM

Lanes 23 - 40

Note: This report includes information through March 16 which is Week 27 of 29

Rodney Corn's Bowling Record - Team 2: The James Gang

Week No.	Bowling Date	Old Ave	Old HDCP	Old			Total	HDCP		Pins Gms		---Average Change---			High Game	High Sers	HDCP Game	HDCP Sers	
				-1-	-2-	-3-		Total	Total			New - Old	----> +/-						
1	09/09/19	bk190	36	127	210	138	475	583	475	3	158.33	-	0.00	=	158.33	210	475		
2	09/16/19	bk190	36	184	234	178	596	704	1071	6	178.50	-	158.33	=	20.17	234	596		
3	09/23/19	bk190	36	125	223	144	492	600	1563	9	173.67	-	178.50	=	-4.83	234	596		
4	09/30/19	173	51	184	183	222	589	742	2152	12	179.33	-	173.67	=	5.67	234	596	273	742
5	10/07/19	179	45	151	235	172	558	693	2710	15	180.67	-	179.33	=	1.33	235	596	280	742
6	10/14/19	180	45	164	212	212	588	723	3298	18	183.22	-	180.67	=	2.56	235	596	280	742
7	10/21/19	183	42	201	149	158	508	634	3806	21	181.24	-	183.22	=	-1.98	235	596	280	742
8	10/28/19	181	44	163	184	187	534	666	4340	24	180.83	-	181.24	=	-0.40	235	596	280	742
9	11/04/19	180	45	212	128	192	532	667	4872	27	180.44	-	180.83	=	-0.39	235	596	280	742
10	11/11/19	180	45	145	202	207	554	689	5426	30	180.87	-	180.44	=	0.42	235	596	280	742

End of 1st part

11	11/18/19	180	45	199	194	201	594	729	6020	33	182.42	-	180.87	=	1.56	235	596	280	742
12	11/25/19	182	43	152	168	178	498	627	6518	36	181.06	-	182.42	=	-1.37	235	596	280	742
13	12/02/19	181	44	a171	a171	a171	513	645	6518	36	181.06	-	181.06	=	0.00	235	596	280	742
14	12/09/19	181	44	183	150	206	539	671	7057	39	180.95	-	181.06	=	-0.11	235	596	280	742
15	12/16/19	180	45	213	180	197	590	725	7647	42	182.07	-	180.95	=	1.12	235	596	280	742
16	12/23/19	182	43	a172	a172	a172	516	645	7647	42	182.07	-	182.07	=	0.00	235	596	280	742
0	12/30/19	182	0				0	0	7647	42	182.07	-	182.07	=	0.00	235	596	280	742
17	01/06/20	182	43	189	185	218	592	721	8239	45	183.09	-	182.07	=	1.02	235	596	280	742
18	01/13/20	183	42	212	163	160	535	661	8774	48	182.79	-	183.09	=	-0.30	235	596	280	742
19	01/20/20	182	43	179	201	187	567	696	9341	51	183.16	-	182.79	=	0.37	235	596	280	742

End of 2nd part

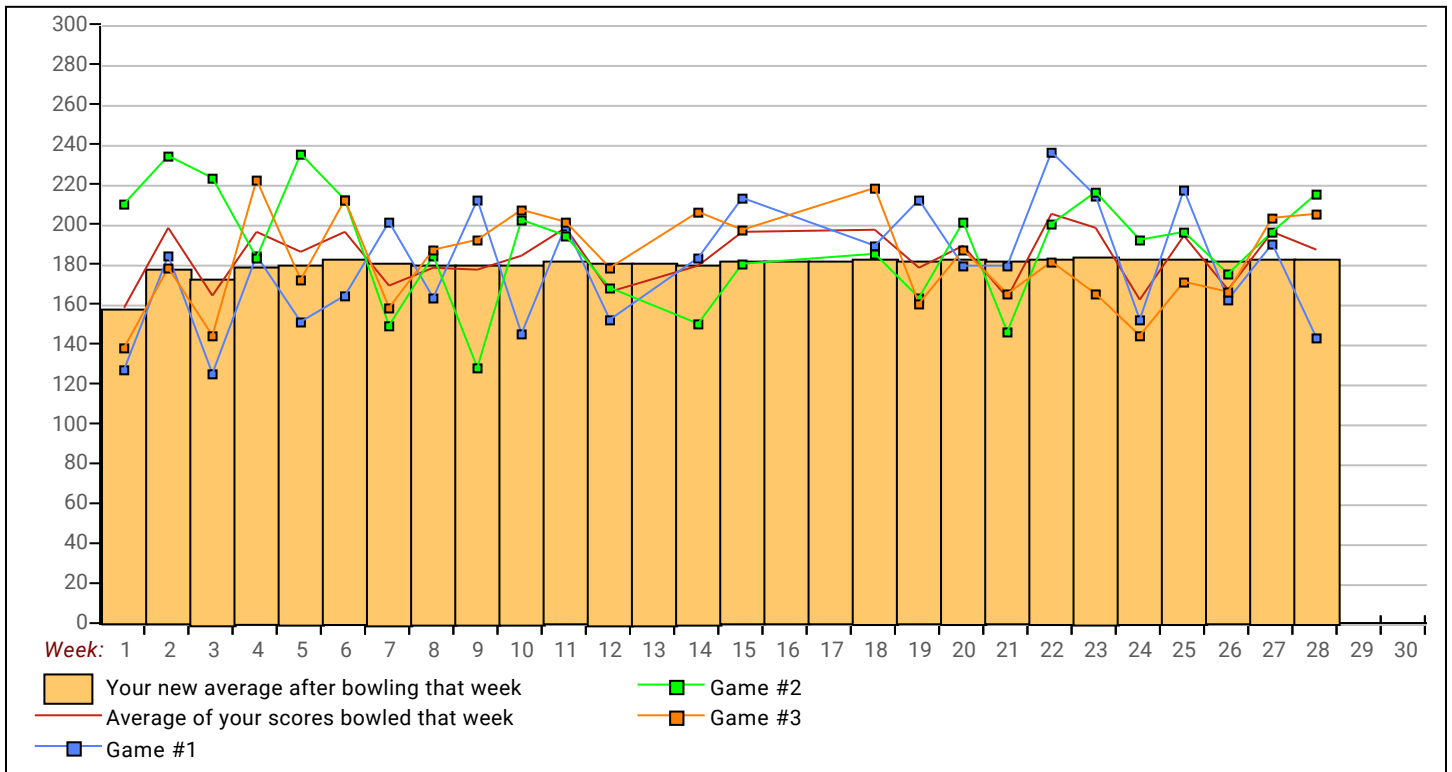
20	01/27/20	183	42	179	146	165	490	616	9831	54	182.06	-	183.16	=	-1.10	235	596	280	742
21	02/03/20	182	43	236	200	181	617	746	10448	57	183.30	-	182.06	=	1.24	236	617	280	746
22	02/10/20	183	42	214	216	165	595	721	11043	60	184.05	-	183.30	=	0.75	236	617	280	746
23	02/17/20	184	41	152	192	144	488	611	11531	63	183.03	-	184.05	=	-1.02	236	617	280	746
24	02/24/20	183	42	217	196	171	584	710	12115	66	183.56	-	183.03	=	0.53	236	617	280	746
25	03/02/20	183	42	162	175	166	503	629	12618	69	182.87	-	183.56	=	-0.69	236	617	280	746
26	03/09/20	182	43	190	196	203	589	718	13207	72	183.43	-	182.87	=	0.56	236	617	280	746
27	03/16/20	183	42	143	215	205	563	689	13770	75	183.60	-	183.43	=	0.17	236	617	280	746

<u><100</u>	<u>100's</u>	<u>125's</u>	<u>150's</u>	<u>175's</u>	<u>200's</u>	<u>225's</u>	<u>250's</u>	<u>275's</u>	<u>300's</u>
		10	16	24	22	3			
<u><400</u>	<u>400's</u>	<u>450's</u>	<u>500's</u>	<u>550's</u>	<u>600's</u>	<u>650's</u>	<u>700's</u>	<u>750's</u>	<u>800's</u>
		5	6	13	1				
<u>Ave of Game 1</u>			<u>Ave of Game 2</u>			<u>Ave of Game 3</u>			
179.04			189.48			182.28			

High game of 236 on week 22 High series of 617 on week 22 High average of 184.05 after bowling week 23
 Low game of 125 on week 3 Low series of 475 on week 1 Low average of 158.33 after bowling week 1

High Scores by Game
 Game #1: 236 on week 22 Game #2: 235 on week 5 Game #3: 222 on week 4

Note: This report includes information through March 16 which is Week 27 of 29



Note: This report includes information through March 16 which is Week 27 of 29

Cody Fowler's Bowling Record - Team 2: The James Gang

Week No.	Bowling Date	Old Ave	Old HDCP	Old			Total	HDCP Total	Pins Gms		---Average Change---			High Game	High Sers	HDCP Game	HDCP Sers
				-1-	-2-	-3-			New	Old	Change						
1	09/09/19	bk191	35	241	179	189	609	714	609	3	203.00	-	0.00	=	203.00	241	609
2	09/16/19	bk191	35	147	188	180	515	620	1124	6	187.33	-	203.00	=	-15.67	241	609
3	09/23/19	bk191	35	184	233	200	617	722	1741	9	193.44	-	187.33	=	6.11	241	617
4	09/30/19	193	33	197	199	215	611	710	2352	12	196.00	-	193.44	=	2.56	241	617
5	10/07/19	196	30	214	186	147	547	637	2899	15	193.27	-	196.00	=	-2.73	241	617
6	10/14/19	193	33	150	137	214	501	600	3400	18	188.89	-	193.27	=	-4.38	241	617
7	10/21/19	188	0				0	0	3400	18	188.89	-	188.89	=	0.00	241	617
8	10/28/19	188	0				0	0	3400	18	188.89	-	188.89	=	0.00	241	617
9	11/04/19	188	37	157	187	183	527	638	3927	21	187.00	-	188.89	=	-1.89	241	617
10	11/11/19	187	38	172	187	202	561	675	4488	24	187.00	-	187.00	=	0.00	241	617

End of 1st part

11	11/18/19	187	38	192	186	244	622	736	5110	27	189.26	-	187.00	=	2.26	244	622
12	11/25/19	189	36	182	158	171	511	619	5621	30	187.37	-	189.26	=	-1.89	244	622
13	12/02/19	187	0				0	0	5621	30	187.37	-	187.37	=	0.00	244	622
14	12/09/19	187	38	174	202	179	555	669	6176	33	187.15	-	187.37	=	-0.22	244	622
15	12/16/19	187	38	170	163	179	512	626	6688	36	185.78	-	187.15	=	-1.37	244	622
16	12/23/19	185	40	222	194	189	605	725	7293	39	187.00	-	185.78	=	1.22	244	622
17	12/30/19	187	0				0	0	7293	39	187.00	-	187.00	=	0.00	244	622
18	01/06/20	187	38	194	173	258	625	739	7918	42	188.52	-	187.00	=	1.52	258	625
19	01/13/20	188	37	152	166	211	529	640	8447	45	187.71	-	188.52	=	-0.81	258	625
19	01/20/20	187	38	198	201	203	602	716	9049	48	188.52	-	187.71	=	0.81	258	625

End of 2nd part

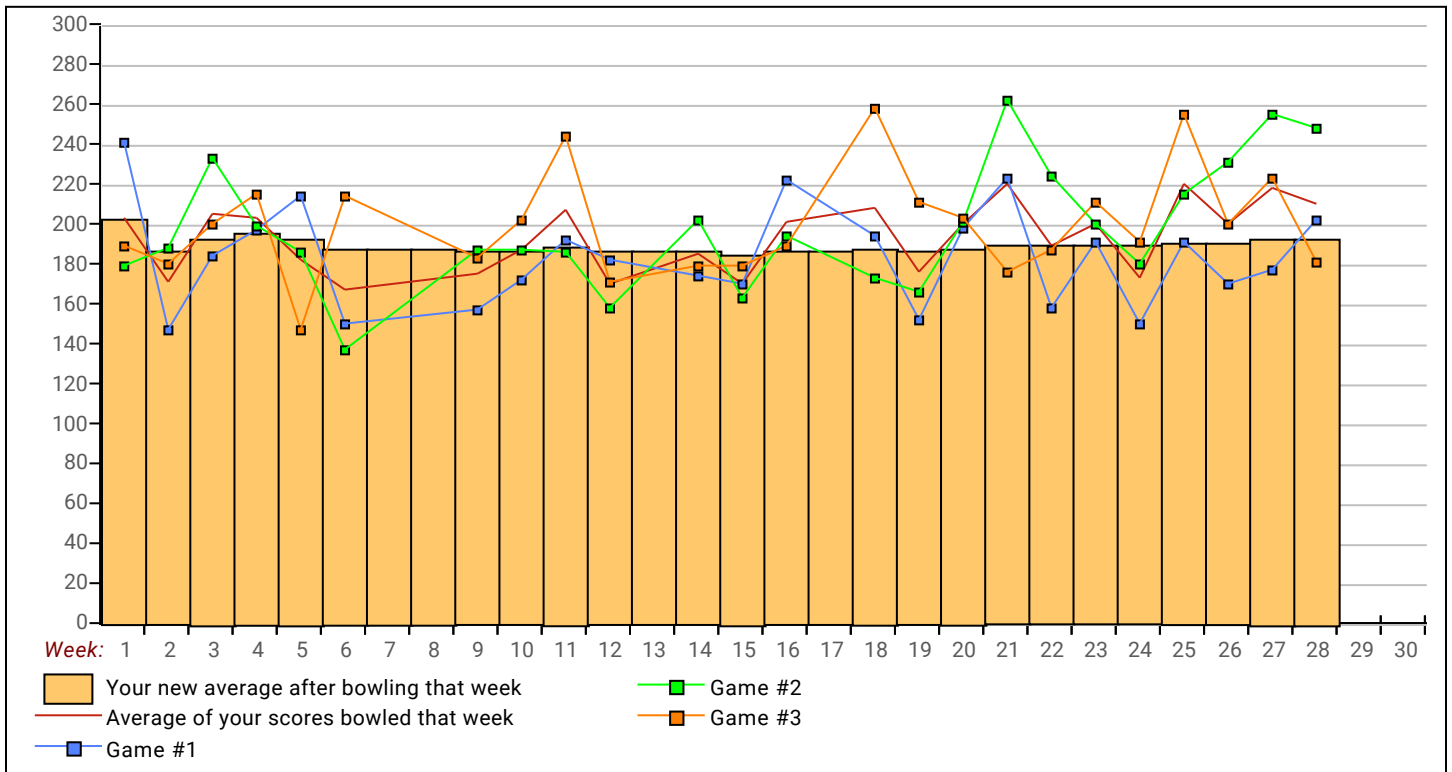
20	01/27/20	188	37	223	262	176	661	772	9710	51	190.39	-	188.52	=	1.87	262	661
21	02/03/20	190	36	158	224	187	569	677	10279	54	190.35	-	190.39	=	-0.04	262	661
22	02/10/20	190	36	191	200	211	602	710	10881	57	190.89	-	190.35	=	0.54	262	661
23	02/17/20	190	36	150	180	191	521	629	11402	60	190.03	-	190.89	=	-0.86	262	661
24	02/24/20	190	36	191	215	255	661	769	12063	63	191.48	-	190.03	=	1.44	262	661
25	03/02/20	191	35	170	231	200	601	706	12664	66	191.88	-	191.48	=	0.40	262	661
26	03/09/20	191	35	177	255	223	655	760	13319	69	193.03	-	191.88	=	1.15	262	661
27	03/16/20	193	33	202	248	181	631	730	13950	72	193.75	-	193.03	=	0.72	262	661

<u><100</u>	<u>100's</u>	<u>125's</u>	<u>150's</u>	<u>175's</u>	<u>200's</u>	<u>225's</u>	<u>250's</u>	<u>275's</u>	<u>300's</u>
		3	14	28	18	5	4		
<u><400</u>	<u>400's</u>	<u>450's</u>	<u>500's</u>	<u>550's</u>	<u>600's</u>	<u>650's</u>	<u>700's</u>	<u>750's</u>	<u>800's</u>
			8	3	10	3			
			<u>Ave of Game 1</u>	<u>Ave of Game 2</u>	<u>Ave of Game 3</u>				
			183.67	198.08	199.50				

High game of 262 on week 21 High series of 661 on week 21 High average of 203.00 after bowling week 1
 Low game of 137 on week 6 Low series of 501 on week 6 Low average of 185.78 after bowling week 15

High Scores by Game
 Game #1: 241 on week 1 Game #2: 262 on week 21 Game #3: 258 on week 18

Note: This report includes information through March 16 which is Week 27 of 29



Monday 6:30 PM

Lanes 23 - 40

Note: This report includes information through March 16 which is Week 27 of 29

Tyler S. Fowler's Bowling Record - Team 2: The James Gang

Week No.	Bowling Date	Old Ave	Old HDCP	Old			Total	HDCP Total	HDCP		---Average Change---			High Game	High Sers	HDCP Game	HDCP Sers		
				-1-	-2-	-3-			Pins	Gms	New	Old	+/-						
1	09/09/19	bk212	16	201	174	225	600	648	600	3	200.00	-	0.00	=	200.00	225	600		
2	09/16/19	bk212	16	229	201	211	641	689	1241	6	206.83	-	200.00	=	6.83	229	641		
3	09/23/19	bk212	16	205	188	169	562	610	1803	9	200.33	-	206.83	=	-6.50	229	641		
4	09/30/19	200	27	165	159	147	471	552	2274	12	189.50	-	200.33	=	-10.83	229	641	192	552
5	10/07/19	189	36	226	172	173	571	679	2845	15	189.67	-	189.50	=	0.17	229	641	262	679
6	10/14/19	189	36	190	265	223	678	786	3523	18	195.72	-	189.67	=	6.06	265	678	301	786
7	10/21/19	195	31	217	201	229	647	740	4170	21	198.57	-	195.72	=	2.85	265	678	301	786
8	10/28/19	198	28	184	222	168	574	658	4744	24	197.67	-	198.57	=	-0.90	265	678	301	786
9	11/04/19	197	29	222	210	201	633	720	5377	27	199.15	-	197.67	=	1.48	265	678	301	786
10	11/11/19	199	27	188	247	239	674	755	6051	30	201.70	-	199.15	=	2.55	265	678	301	786

End of 1st part

11	11/18/19	201	26	226	245	206	677	755	6728	33	203.88	-	201.70	=	2.18	265	678	301	786
12	11/25/19	203	24	183	193	162	538	610	7266	36	201.83	-	203.88	=	-2.05	265	678	301	786
13	12/02/19	201	26	288	143	184	615	693	7881	39	202.08	-	201.83	=	0.24	288	678	314	786
14	12/09/19	202	25	259	235	185	679	754	8560	42	203.81	-	202.08	=	1.73	288	679	314	786
15	12/16/19	203	24	246	232	184	662	734	9222	45	204.93	-	203.81	=	1.12	288	679	314	786
16	12/23/19	204	23	193	180	183	556	625	9778	48	203.71	-	204.93	=	-1.23	288	679	314	786
0	12/30/19	203	0				0	0	9778	48	203.71	-	203.71	=	0.00	288	679	314	786
17	01/06/20	203	24	217	203	204	624	696	10402	51	203.96	-	203.71	=	0.25	288	679	314	786
18	01/13/20	203	24	231	225	245	701	773	11103	54	205.61	-	203.96	=	1.65	288	701	314	786
				701 --- 700 Series (215 Ave or Less) -- Local Assoc. Awards															
19	01/20/20	205	22	202	207	233	642	708	11745	57	206.05	-	205.61	=	0.44	288	701	314	786

End of 2nd part

20	01/27/20	206	21	209	237	170	616	679	12361	60	206.02	-	206.05	=	-0.04	288	701	314	786
21	02/03/20	206	21	173	151	225	549	612	12910	63	204.92	-	206.02	=	-1.10	288	701	314	786
22	02/10/20	204	23	170	204	212	586	655	13496	66	204.48	-	204.92	=	-0.44	288	701	314	786
23	02/17/20	204	23	236	214	245	695	764	14191	69	205.67	-	204.48	=	1.18	288	701	314	786
24	02/24/20	205	22	245	222	141	608	674	14799	72	205.54	-	205.67	=	-0.12	288	701	314	786
25	03/02/20	205	22	173	300	267	740	806	15539	75	207.19	-	205.54	=	1.64	300	740	322	806
				300 --- 300 Game -- USBC Awards															
				740 --- 700 Series (215 Ave or Less) -- Local Assoc. Awards															
				300 --- 300 Game (\$50) -- Bowling Center Awards															
26	03/09/20	207	20	208	166	216	590	650	16129	78	206.78	-	207.19	=	-0.40	300	740	322	806
27	03/16/20	206	21	190	230	163	583	646	16712	81	206.32	-	206.78	=	-0.46	300	740	322	806

End of 3rd part

<u><100</u>	<u>100's</u>	<u>125's</u>	<u>150's</u>	<u>175's</u>	<u>200's</u>	<u>225's</u>	<u>250's</u>	<u>275's</u>	<u>300's</u>	
		3	15	13	24	21	3	1	1	
<u><400</u>	<u>400's</u>	<u>450's</u>	<u>500's</u>	<u>550's</u>	<u>600's</u>	<u>650's</u>	<u>700's</u>	<u>750's</u>	<u>800's</u>	
		1	2	7	9	6	2			
		<u>Ave of Game 1</u>			<u>Ave of Game 2</u>			<u>Ave of Game 3</u>		
		210.22			208.37			200.37		

High game of **300** on week **26** High series of **740** on week **26** High average of **207.19** after bowling week **26**
 Low game of **141** on week **25** Low series of **471** on week **4** Low average of **189.50** after bowling week **4**

High Scores by Game

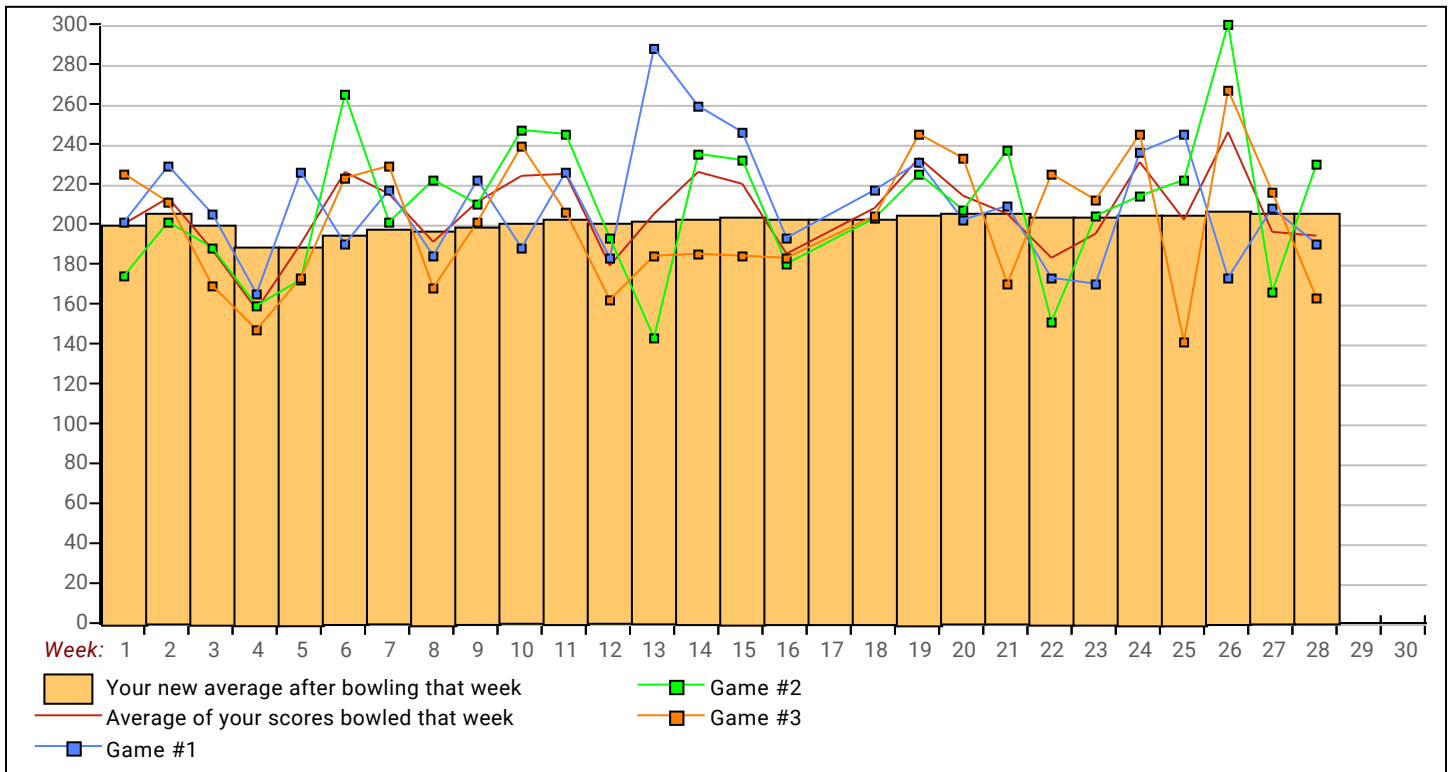
Game #1: **288** on week **13** Game #2: **300** on week **26** Game #3: **267** on week **26**

Industrial League 2019-20

Monday 6:30 PM

Lanes 23 - 40

Note: This report includes information through March 16 which is Week 27 of 29



Monday 6:30 PM

Lanes 23 - 40

Note: This report includes information through March 16 which is Week 27 of 29

Brandon L. Fowler's Bowling Record - Team 2: The James Gang

Week No.	Bowling Date	Old Ave	Old HDCP	Old			Total	HDCP		Pins		Gms		---Average Change---			High Game	High Sers	HDCP Game	HDCP Sers
				-1-	-2-	-3-		Total	Total			New	Old	+/-						
1	09/09/19	bk192	34	227	259	154	640	742	640	3	213.33	-	0.00	=	213.33	259	640			
2	09/16/19	bk192	34	217	212	223	652	754	1292	6	215.33	-	213.33	=	2.00	259	652			
3	09/23/19	bk192	34	142	226	158	526	628	1818	9	202.00	-	215.33	=	-13.33	259	652			
4	09/30/19	202	25	213	205	228	646	721	2464	12	205.33	-	202.00	=	3.33	259	652	253	721	
5	10/07/19	205	22	190	235	160	585	651	3049	15	203.27	-	205.33	=	-2.07	259	652	257	721	
6	10/14/19	203	24	162	190	201	553	625	3602	18	200.11	-	203.27	=	-3.16	259	652	257	721	
7	10/21/19	200	27	235	240	184	659	740	4261	21	202.90	-	200.11	=	2.79	259	659	267	740	
8	10/28/19	202	25	147	196	225	568	643	4829	24	201.21	-	202.90	=	-1.70	259	659	267	740	
9	11/04/19	201	26	160	183	179	522	600	5351	27	198.19	-	201.21	=	-3.02	259	659	267	740	
10	11/11/19	198	28	246	233	159	638	722	5989	30	199.63	-	198.19	=	1.45	259	659	274	740	

End of 1st part

11	11/18/19	199	27	279	164	230	673	754	6662	33	201.88	-	199.63	=	2.25	279	673	306	754
12	11/25/19	201	26	240	202	214	656	734	7318	36	203.28	-	201.88	=	1.40	279	673	306	754
13	12/02/19	203	24	202	246	216	664	736	7982	39	204.67	-	203.28	=	1.39	279	673	306	754
14	12/09/19	204	23	220	204	206	630	699	8612	42	205.05	-	204.67	=	0.38	279	673	306	754
15	12/16/19	205	22	226	300	157	683	749	9295	45	206.56	-	205.05	=	1.51	300	683	322	754
300 --- 300 Game -- USBC Awards																			
300 --- 300 Game (\$50) -- Bowling Center Awards																			
16	12/23/19	206	21	165	172	226	563	626	9858	48	205.38	-	206.56	=	-1.18	300	683	322	754
0	12/30/19	205	0				0	0	9858	48	205.38	-	205.38	=	0.00	300	683	322	754
17	01/06/20	205	22	269	221	189	679	745	10537	51	206.61	-	205.38	=	1.23	300	683	322	754
18	01/13/20	206	21	209	237	199	645	708	11182	54	207.07	-	206.61	=	0.47	300	683	322	754
19	01/20/20	207	20	165	166	181	512	572	11694	57	205.16	-	207.07	=	-1.92	300	683	322	754

End of 2nd part

20	01/27/20	205	22	221	211	201	633	699	12327	60	205.45	-	205.16	=	0.29	300	683	322	754
21	02/03/20	205	22	235	216	225	676	742	13003	63	206.40	-	205.45	=	0.95	300	683	322	754
22	02/10/20	206	21	187	226	177	590	653	13593	66	205.95	-	206.40	=	-0.44	300	683	322	754
23	02/17/20	205	22	247	257	212	716	782	14309	69	207.38	-	205.95	=	1.42	300	716	322	782
716 --- 700 Series (215 Ave or Less) -- Local Assoc. Awards																			
24	02/24/20	207	20	265	267	129	661	721	14970	72	207.92	-	207.38	=	0.54	300	716	322	782
25	03/02/20	207	20	161	213	202	576	636	15546	75	207.28	-	207.92	=	-0.64	300	716	322	782
26	03/09/20	207	20	239	204	155	598	658	16144	78	206.97	-	207.28	=	-0.31	300	716	322	782
27	03/16/20	206	21	191	146	198	535	598	16679	81	205.91	-	206.97	=	-1.06	300	716	322	782

Summary

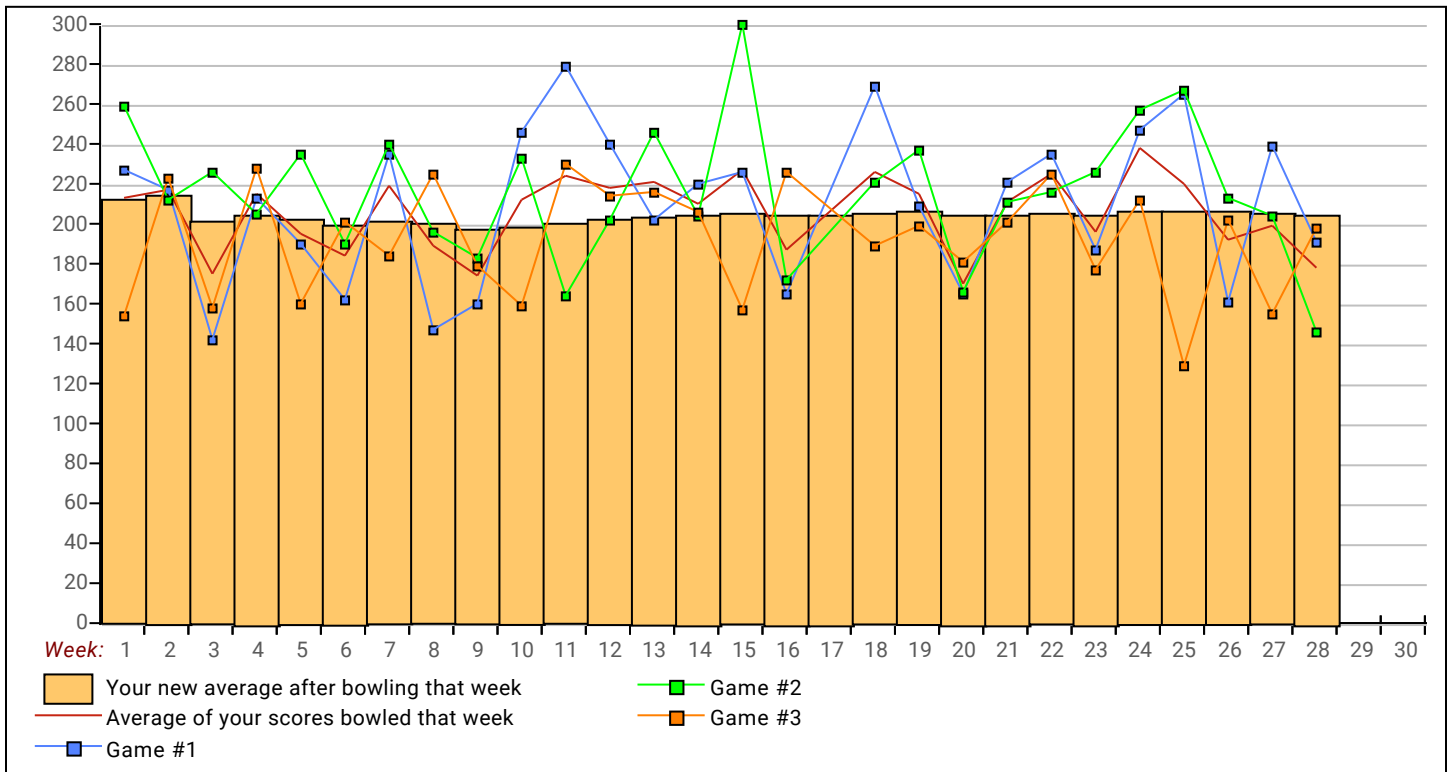
<u><100</u>	<u>100's</u>	<u>125's</u>	<u>150's</u>	<u>175's</u>	<u>200's</u>	<u>225's</u>	<u>250's</u>	<u>275's</u>	<u>300's</u>
		4	14	13	23	20	5	1	1
<u><400</u>	<u>400's</u>	<u>450's</u>	<u>500's</u>	<u>550's</u>	<u>600's</u>	<u>650's</u>	<u>700's</u>	<u>750's</u>	<u>800's</u>
			4	7	6	9	1		
<u>Ave of Game 1</u>			<u>Ave of Game 2</u>			<u>Ave of Game 3</u>			
209.63			215.96			192.15			

High game of **300** on week **15** High series of **716** on week **24** High average of **215.33** after bowling week **2**
 Low game of **129** on week **25** Low series of **512** on week **20** Low average of **198.19** after bowling week **9**

High Scores by Game

Game #1: **279** on week **11** Game #2: **300** on week **15** Game #3: **230** on week **11**

Note: This report includes information through March 16 which is Week 27 of 29



Note: This report includes information through March 16 which is Week 27 of 29

Alex W. Moore's Bowling Record - Team 2: The James Gang

Week No.	Bowling Date	Old Ave	Old HDCP	-1-	-2-	-3-	Total	HDCP		Pins	Gms	---Average Change---			High Game	High Sers	HDCP Game	HDCP Sers		
								Total				New	Old	----> +/-						
1	09/09/19	0	0				0	0		0	0	-	0.00	=	0.00	0	0			
2	09/16/19	0	0				0	0		0	0	-	0.00	=	0.00	0	0			
3	09/23/19	0	0				0	0		0	0	-	0.00	=	0.00	0	0			
4	09/30/19	0	0				0	0		0	0	-	0.00	=	0.00	0	0			
5	10/07/19	0	0				0	0		0	0	-	0.00	=	0.00	0	0			
6	10/14/19	0	0				0	0		0	0	-	0.00	=	0.00	0	0			
7	10/21/19	206	21	187	227	205	619	682		619	3	206.33	-	0.00	=	206.33	227	619		
8	10/28/19	206	21	200	247	217	664	727		1283	6	213.83	-	206.33	=	7.50	247	664		
9	11/04/19	213	0				0	0		1283	6	213.83	-	213.83	=	0.00	247	664		
10	11/11/19	213	0				0	0		1283	6	213.83	-	213.83	=	0.00	247	664		

End of 1st part

11	11/18/19	213	0				0	0		1283	6	213.83	-	213.83	=	0.00	247	664		
12	11/25/19	213	0				0	0		1283	6	213.83	-	213.83	=	0.00	247	664		
13	12/02/19	213	0				0	0		1283	6	213.83	-	213.83	=	0.00	247	664		
14	12/09/19	213	0				0	0		1283	6	213.83	-	213.83	=	0.00	247	664		
15	12/16/19	213	0				0	0		1283	6	213.83	-	213.83	=	0.00	247	664		
16	12/23/19	213	0				0	0		1283	6	213.83	-	213.83	=	0.00	247	664		
0	12/30/19	213	0				0	0		1283	6	213.83	-	213.83	=	0.00	247	664		
17	01/06/20	213	0				0	0		1283	6	213.83	-	213.83	=	0.00	247	664		
18	01/13/20	213	0				0	0		1283	6	213.83	-	213.83	=	0.00	247	664		
19	01/20/20	213	0				0	0		1283	6	213.83	-	213.83	=	0.00	247	664		

End of 2nd part

20	01/27/20	213	0				0	0		1283	6	213.83	-	213.83	=	0.00	247	664		
21	02/03/20	213	0				0	0		1283	6	213.83	-	213.83	=	0.00	247	664		
22	02/10/20	213	0				0	0		1283	6	213.83	-	213.83	=	0.00	247	664		
23	02/17/20	213	0				0	0		1283	6	213.83	-	213.83	=	0.00	247	664		
24	02/24/20	213	0				0	0		1283	6	213.83	-	213.83	=	0.00	247	664		
25	03/02/20	213	0				0	0		1283	6	213.83	-	213.83	=	0.00	247	664		
26	03/09/20	213	0				0	0		1283	6	213.83	-	213.83	=	0.00	247	664		
27	03/16/20	213	15				0	0		1283	6	213.83	-	213.83	=	0.00	247	664		



<u><100</u>	<u>100's</u>	<u>125's</u>	<u>150's</u>	<u>175's</u>	<u>200's</u>	<u>225's</u>	<u>250's</u>	<u>275's</u>	<u>300's</u>
				1	3	2			
<u><400</u>	<u>400's</u>	<u>450's</u>	<u>500's</u>	<u>550's</u>	<u>600's</u>	<u>650's</u>	<u>700's</u>	<u>750's</u>	<u>800's</u>
					1	1			
			<u>Ave of Game 1</u>	<u>Ave of Game 2</u>	<u>Ave of Game 3</u>				
			193.50	237.00	211.00				

High game of **247** on week **8** High series of **664** on week **8** High average of **213.83** after bowling week **8**
 Low game of **187** on week **7** Low series of **619** on week **7** Low average of **206.33** after bowling week **7**

High Scores by Game
 Game #1: **200** on week **8** Game #2: **247** on week **8** Game #3: **217** on week **8**

Note: This report includes information through March 16 which is Week 27 of 29

