

Note: This report includes information through March 16 which is Week 27 of 29

Karl J. Urquhart's Bowling Record - Team 1: DFS

Week No.	Bowling Date	Old Ave	Old HDCP	Old			HDCP		Pins Gms		---Average Change---			High Game	High Sers	HDCP Game	HDCP Sers
				-1-	-2-	-3-	Total	Total	New	Old	+	-					
1	09/09/19	bk156	66	112	147	167	426	624	426	3	142.00	-	0.00	=	142.00	167	426
2	09/16/19	bk156	66	111	142	161	414	612	840	6	140.00	-	142.00	=	-2.00	167	426
3	09/23/19	bk156	66	113	152	133	398	596	1238	9	137.56	-	140.00	=	-2.44	167	426
4	09/30/19	137	0				0	0	1238	9	137.56	-	137.56	=	0.00	167	426
5	10/07/19	137	83	a127	a127	a127	381	630	1238	9	137.56	-	137.56	=	0.00	167	426
6	10/14/19	137	0				0	0	1238	9	137.56	-	137.56	=	0.00	167	426
7	10/21/19	137	0				0	0	1238	9	137.56	-	137.56	=	0.00	167	426
8	10/28/19	137	0				0	0	1238	9	137.56	-	137.56	=	0.00	167	426
9	11/04/19	137	0				0	0	1238	9	137.56	-	137.56	=	0.00	167	426
10	11/11/19	137	0				0	0	1238	9	137.56	-	137.56	=	0.00	167	426

End of 1st part

11	11/18/19	137	83	135	169	166	470	719	1708	12	142.33	-	137.56	=	4.78	169	470	252	719
12	11/25/19	142	79	212	129	129	470	707	2178	15	145.20	-	142.33	=	2.87	212	470	291	719
212 --- 200 Game (160 Ave or Less) -- Local Assoc. Awards																			
13	12/02/19	145	76	141	184	149	474	702	2652	18	147.33	-	145.20	=	2.13	212	474	291	719
14	12/09/19	147	0				0	0	2652	18	147.33	-	147.33	=	0.00	212	474	291	719
15	12/16/19	147	0				0	0	2652	18	147.33	-	147.33	=	0.00	212	474	291	719
16	12/23/19	147	0				0	0	2652	18	147.33	-	147.33	=	0.00	212	474	291	719
17	01/06/20	147	0				0	0	2652	18	147.33	-	147.33	=	0.00	212	474	291	719
18	01/13/20	147	0				0	0	2652	18	147.33	-	147.33	=	0.00	212	474	291	719
19	01/20/20	147	74	166	175	139	480	702	3132	21	149.14	-	147.33	=	1.81	212	480	291	719

End of 2nd part

20	01/27/20	149	72	182	130	186	498	714	3630	24	151.25	-	149.14	=	2.11	212	498	291	719
21	02/03/20	151	71	184	162	163	509	722	4139	27	153.30	-	151.25	=	2.05	212	509	291	722
22	02/10/20	153	69	160	157	158	475	682	4614	30	153.80	-	153.30	=	0.50	212	509	291	722
23	02/17/20	153	69	106	201	165	472	679	5086	33	154.12	-	153.80	=	0.32	212	509	291	722
201 --- 200 Game (160 Ave or Less) -- Local Assoc. Awards																			
24	02/24/20	154	68	138	144	182	464	668	5550	36	154.17	-	154.12	=	0.05	212	509	291	722
25	03/02/20	154	68	195	152	105	452	656	6002	39	153.90	-	154.17	=	-0.27	212	509	291	722
26	03/09/20	153	69	189	162	161	512	719	6514	42	155.10	-	153.90	=	1.20	212	512	291	722
27	03/16/20	155	67	205	135	167	507	708	7021	45	156.02	-	155.10	=	0.93	212	512	291	722
205 --- 200 Game (160 Ave or Less) -- Local Assoc. Awards																			

Summary

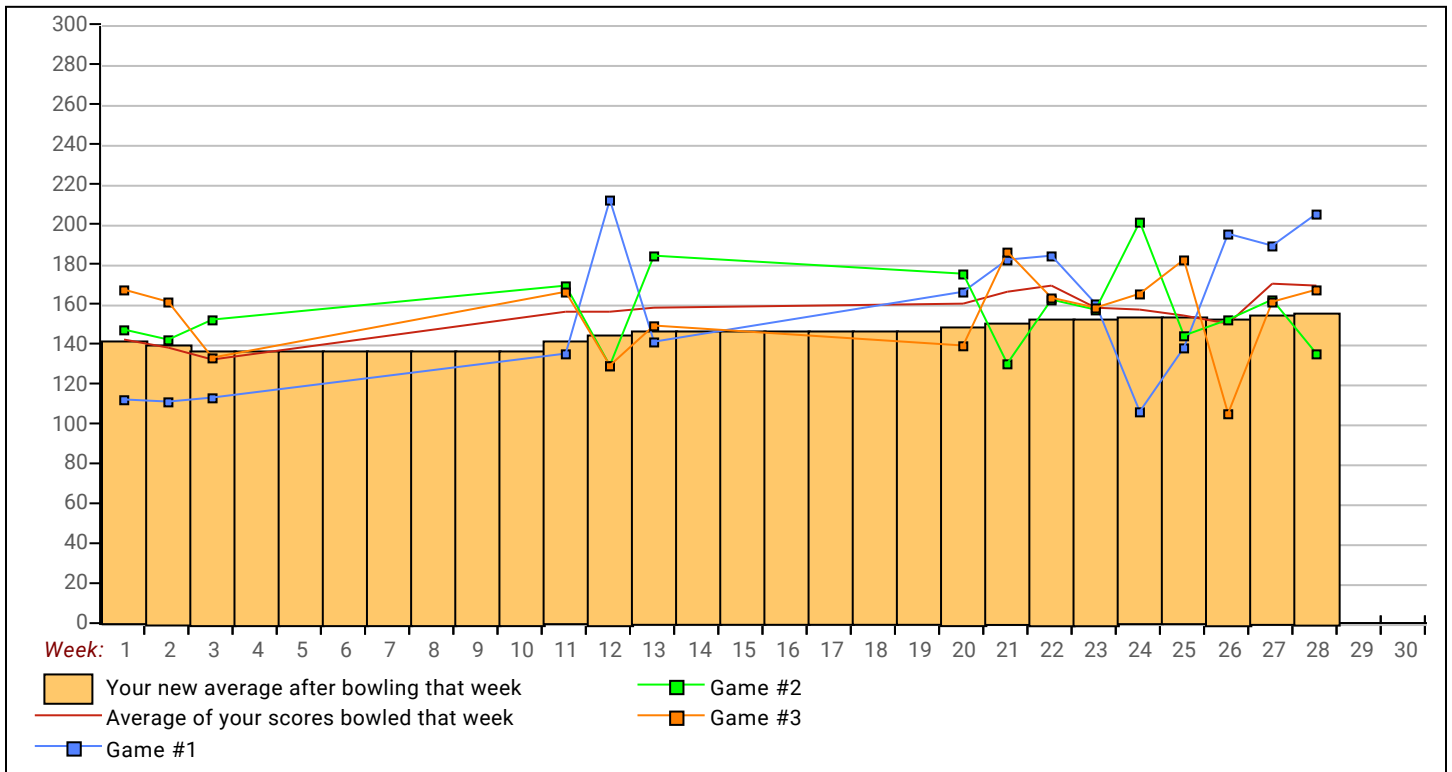
<u><100</u>	<u>100's</u>	<u>125's</u>	<u>150's</u>	<u>175's</u>	<u>200's</u>	<u>225's</u>	<u>250's</u>	<u>275's</u>	<u>300's</u>
	5	13	16	8	3				
<u><400</u>	<u>400's</u>	<u>450's</u>	<u>500's</u>	<u>550's</u>	<u>600's</u>	<u>650's</u>	<u>700's</u>	<u>750's</u>	<u>800's</u>
1	2	9	3						
<u>Ave of Game 1</u>			<u>Ave of Game 2</u>			<u>Ave of Game 3</u>			
156.60			156.07			155.40			

High game of **212** on week **12** High series of **512** on week **27** High average of **156.02** after bowling week **28**
 Low game of **105** on week **26** Low series of **398** on week **3** Low average of **137.56** after bowling week **3**

High Scores by Game

Game #1: **212** on week **12** Game #2: **201** on week **24** Game #3: **186** on week **21**

Note: This report includes information through March 16 which is Week 27 of 29



Note: This report includes information through March 16 which is Week 27 of 29

Chris C. Dudley's Bowling Record - Team 1: DFS

Week No.	Bowling Date	Old Ave	Old HDCP	Old			Total	HDCP Total	Pins	Gms	---Average Change---			High Game	High Sers	HDCP Game	HDCP Sers
				-1-	-2-	-3-					New	Old	----> +/-				
1	09/09/19	191	35	171	223	179	573	678	573	3	191.00	-	0.00	=	191.00	223	573
2	09/16/19	191	35	174	199	164	537	642	1110	6	185.00	-	191.00	=	-6.00	223	573
3	09/23/19	185	0				0	0	1110	6	185.00	-	185.00	=	0.00	223	573
4	09/30/19	185	40	186	159	171	516	636	1626	9	180.67	-	185.00	=	-4.33	223	573
5	10/07/19	180	45	190	196	181	567	702	2193	12	182.75	-	180.67	=	2.08	223	573
6	10/14/19	182	43	a172	a172	a172	516	645	2193	12	182.75	-	182.75	=	0.00	223	573
7	10/21/19	182	43	a172	a172	a172	516	645	2193	12	182.75	-	182.75	=	0.00	223	573
8	10/28/19	182	43	a172	a172	a172	516	645	2193	12	182.75	-	182.75	=	0.00	223	573
9	11/04/19	182	43	171	186	181	538	667	2731	15	182.07	-	182.75	=	-0.68	223	573
10	11/11/19	182	43	169	164	166	499	628	3230	18	179.44	-	182.07	=	-2.62	223	573

End of 1st part

11	11/18/19	179	0				0	0	3230	18	179.44	-	179.44	=	0.00	223	573
12	11/25/19	179	0				0	0	3230	18	179.44	-	179.44	=	0.00	223	573
13	12/02/19	179	45	225	178	179	582	717	3812	21	181.52	-	179.44	=	2.08	225	582
14	12/09/19	181	44	167	224	169	560	692	4372	24	182.17	-	181.52	=	0.64	225	582
15	12/16/19	182	43	199	136	148	483	612	4855	27	179.81	-	182.17	=	-2.35	225	582
16	12/23/19	179	45	139	172	167	478	613	5333	30	177.77	-	179.81	=	-2.05	225	582
0	12/30/19	177	0				0	0	5333	30	177.77	-	177.77	=	0.00	225	582
17	01/06/20	177	47	178	228	200	606	747	5939	33	179.97	-	177.77	=	2.20	228	606
18	01/13/20	179	45	181	232	187	600	735	6539	36	181.64	-	179.97	=	1.67	232	606
19	01/20/20	181	0				0	0	6539	36	181.64	-	181.64	=	0.00	232	606

End of 2nd part

20	01/27/20	181	0				0	0	6539	36	181.64	-	181.64	=	0.00	232	606
21	02/03/20	181	44	194	185	202	581	713	7120	39	182.56	-	181.64	=	0.93	232	606
22	02/10/20	182	43	167	173	168	508	637	7628	42	181.62	-	182.56	=	-0.95	232	606
23	02/17/20	181	0				0	0	7628	42	181.62	-	181.62	=	0.00	232	606
24	02/24/20	181	44	171	206	194	571	703	8199	45	182.20	-	181.62	=	0.58	232	606
25	03/02/20	182	0				0	0	8199	45	182.20	-	182.20	=	0.00	232	606
26	03/09/20	182	0				0	0	8199	45	182.20	-	182.20	=	0.00	232	606
27	03/16/20	182	43				0	0	8199	45	182.20	-	182.20	=	0.00	232	606

<u><100</u>	<u>100's</u>	<u>125's</u>	<u>150's</u>	<u>175's</u>	<u>200's</u>	<u>225's</u>	<u>250's</u>	<u>275's</u>	<u>300's</u>
		3	17	17	5	3			
<u><400</u>	<u>400's</u>	<u>450's</u>	<u>500's</u>	<u>550's</u>	<u>600's</u>	<u>650's</u>	<u>700's</u>	<u>750's</u>	<u>800's</u>
		3	4	6	2				
<u>Ave of Game 1</u>			<u>Ave of Game 2</u>			<u>Ave of Game 3</u>			
178.80			190.73			177.07			

High game of **232** on week **19** High series of **606** on week **18** High average of **191.00** after bowling week **1**
 Low game of **136** on week **15** Low series of **478** on week **16** Low average of **177.77** after bowling week **16**

High Scores by Game

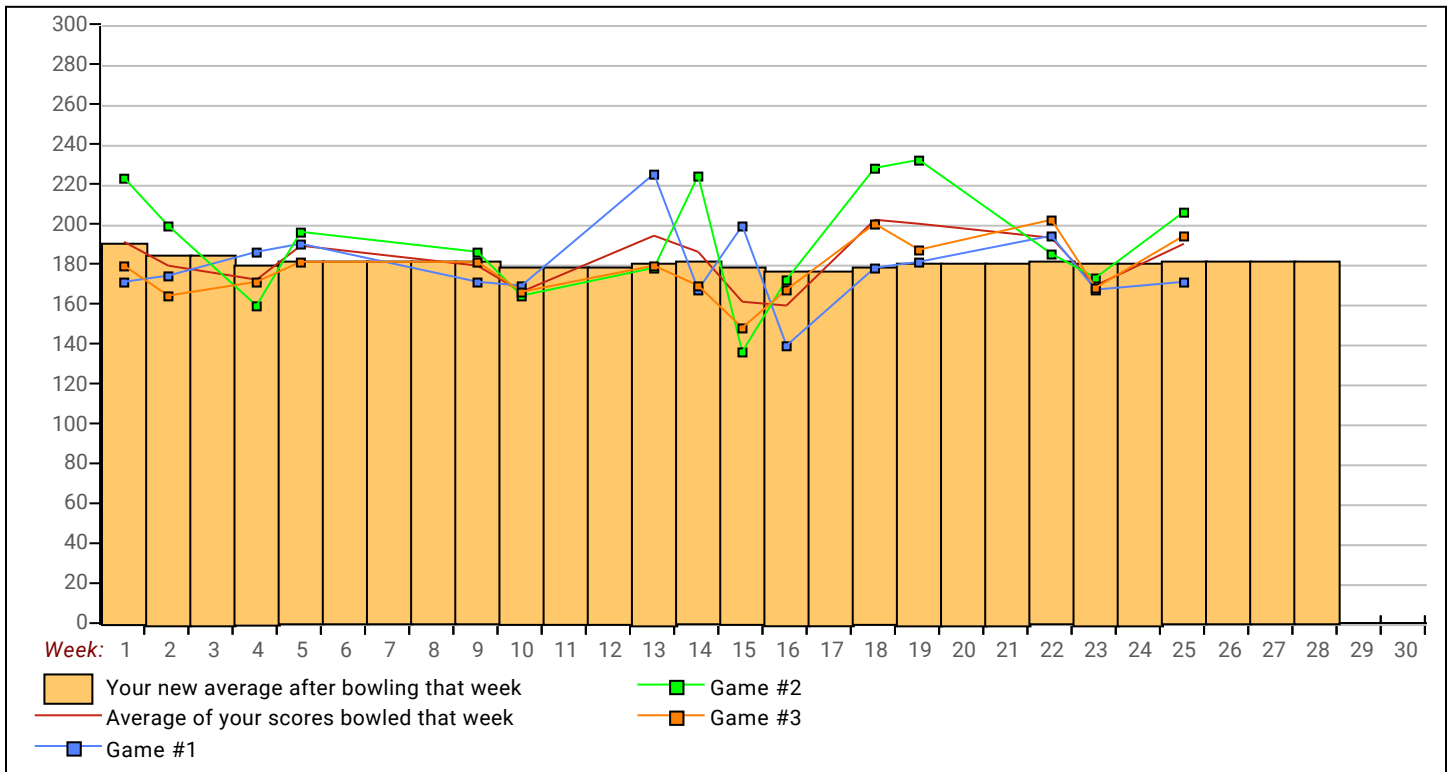
Game #1: **225** on week **13** Game #2: **232** on week **19** Game #3: **202** on week **22**

Industrial League 2019-20

Monday 6:30 PM

Lanes 23 - 40

Note: This report includes information through March 16 which is Week 27 of 29



Note: This report includes information through March 16 which is Week 27 of 29

Lee R. Long's Bowling Record - Team 1: DFS

Week No.	Bowling Date	Old Ave	Old HDCP	Old			HDCP		Pins Gms		---Average Change---			High Game	High Sers	HDCP Game	HDCP Sers
				-1-	-2-	-3-	Total	Total	New	Old	+/-						
1	09/09/19	bk199	27	191	221	223	635	716	635	3	211.67	-	0.00	=	211.67	223	635
2	09/16/19	bk199	0				0	0	635	3	211.67	-	211.67	=	0.00	223	635
3	09/23/19	bk199	27	190	227	175	592	673	1227	6	204.50	-	211.67	=	-7.17	227	635
4	09/30/19	bk199	27	203	190	218	611	692	1838	9	204.22	-	204.50	=	-0.28	227	635
5	10/07/19	204	23	188	147	163	498	567	2336	12	194.67	-	204.22	=	-9.56	227	635
6	10/14/19	194	32	202	168	181	551	647	2887	15	192.47	-	194.67	=	-2.20	227	635
7	10/21/19	192	34	157	236	150	543	645	3430	18	190.56	-	192.47	=	-1.91	236	635
8	10/28/19	190	36	237	223	232	692	800	4122	21	196.29	-	190.56	=	5.73	237	692
9	11/04/19	196	30	159	230	171	560	650	4682	24	195.08	-	196.29	=	-1.20	237	692
10	11/11/19	195	31	257	179	193	629	722	5311	27	196.70	-	195.08	=	1.62	257	692

End of 1st part

11	11/18/19	196	30	204	195	227	626	716	5937	30	197.90	-	196.70	=	1.20	257	692
12	11/25/19	197	29	154	170	170	494	581	6431	33	194.88	-	197.90	=	-3.02	257	692
13	12/02/19	194	32	190	204	179	573	669	7004	36	194.56	-	194.88	=	-0.32	257	692
14	12/09/19	194	32	236	155	156	547	643	7551	39	193.62	-	194.56	=	-0.94	257	692
15	12/16/19	193	33	154	172	168	494	593	8045	42	191.55	-	193.62	=	-2.07	257	692
16	12/23/19	191	35	204	226	176	606	711	8651	45	192.24	-	191.55	=	0.70	257	692
0	12/30/19	192	0				0	0	8651	45	192.24	-	192.24	=	0.00	257	692
17	01/06/20	192	34	191	194	216	601	703	9252	48	192.75	-	192.24	=	0.51	257	692
18	01/13/20	192	34	204	175	166	545	647	9797	51	192.10	-	192.75	=	-0.65	257	692
19	01/20/20	192	34	176	155	199	530	632	10327	54	191.24	-	192.10	=	-0.86	257	692

End of 2nd part

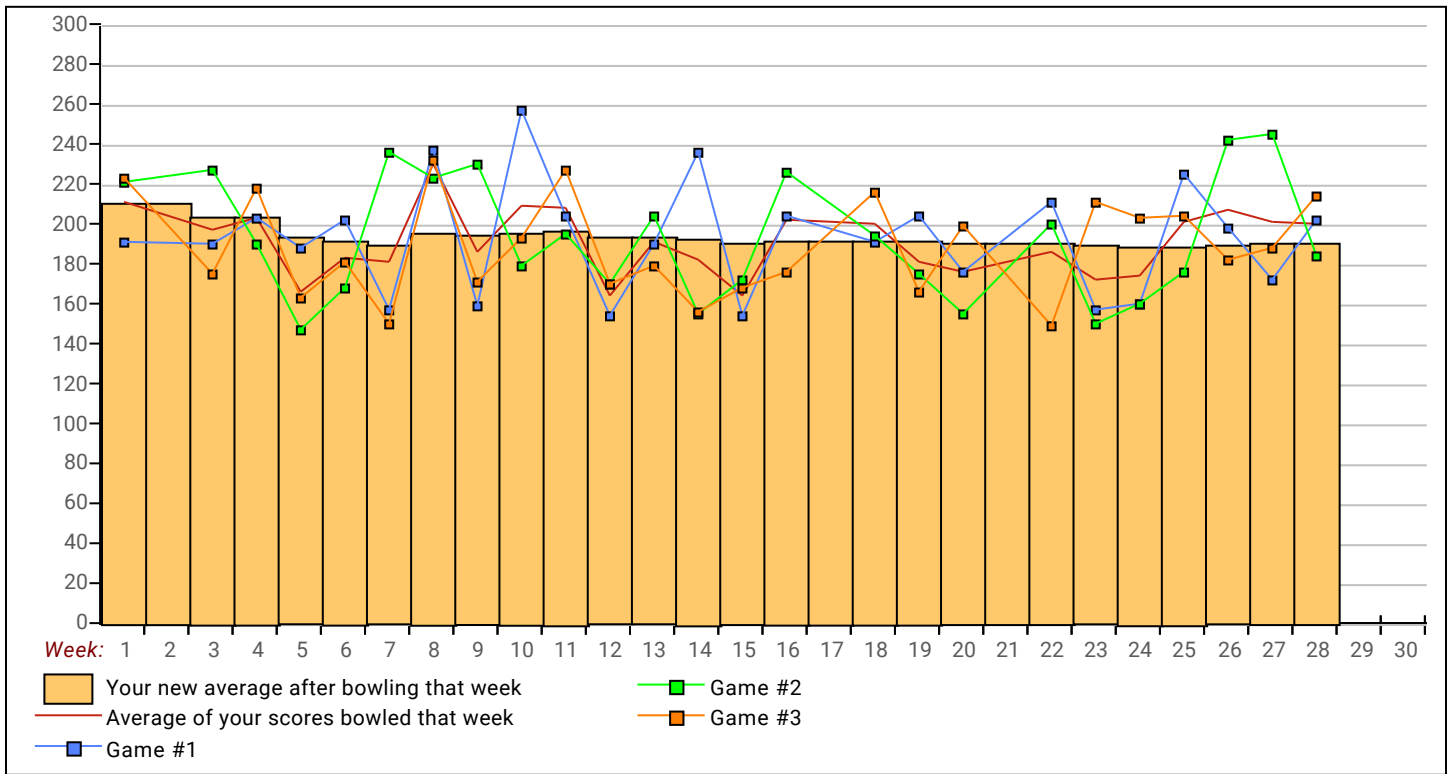
20	01/27/20	191	0				0	0	10327	54	191.24	-	191.24	=	0.00	257	692
21	02/03/20	191	35	211	200	149	560	665	10887	57	191.00	-	191.24	=	-0.24	257	692
22	02/10/20	191	35	157	150	211	518	623	11405	60	190.08	-	191.00	=	-0.92	257	692
23	02/17/20	190	36	160	160	203	523	631	11928	63	189.33	-	190.08	=	-0.75	257	692
24	02/24/20	189	36	225	176	204	605	713	12533	66	189.89	-	189.33	=	0.56	257	692
25	03/02/20	189	36	198	242	182	622	730	13155	69	190.65	-	189.89	=	0.76	257	692
26	03/09/20	190	36	172	245	188	605	713	13760	72	191.11	-	190.65	=	0.46	257	692
27	03/16/20	191	35	202	184	214	600	705	14360	75	191.47	-	191.11	=	0.36	257	692

<u><100</u>	<u>100's</u>	<u>125's</u>	<u>150's</u>	<u>175's</u>	<u>200's</u>	<u>225's</u>	<u>250's</u>	<u>275's</u>	<u>300's</u>
		2	21	22	18	11	1		
<u><400</u>	<u>400's</u>	<u>450's</u>	<u>500's</u>	<u>550's</u>	<u>600's</u>	<u>650's</u>	<u>700's</u>	<u>750's</u>	<u>800's</u>
		3	6	5	10	1			
<u>Ave of Game 1</u>			<u>Ave of Game 2</u>			<u>Ave of Game 3</u>			
192.88			192.96			188.56			

High game of 257 on week 10 High series of 692 on week 8 High average of 211.67 after bowling week 1
 Low game of 147 on week 5 Low series of 494 on week 12 Low average of 189.33 after bowling week 24

High Scores by Game
 Game #1: 257 on week 10 Game #2: 245 on week 27 Game #3: 232 on week 8

Note: This report includes information through March 16 which is Week 27 of 29



Note: This report includes information through March 16 which is Week 27 of 29

Nick P. Ciaccio's Bowling Record - Team 1: DFS

Week No.	Bowling Date	Old Ave	Old HDCP	Old			Total	HDCP Total	Pins Gms		---Average Change---			High Game	High Sers	HDCP Game	HDCP Sers
				-1-	-2-	-3-			New	Old	Change						
1	09/09/19	bk213	15	193	177	202	572	617	572	3	190.67	-	0.00	=	190.67	202	572
2	09/16/19	bk213	15	180	198	152	530	575	1102	6	183.67	-	190.67	=	-7.00	202	572
3	09/23/19	bk213	15	168	180	162	510	555	1612	9	179.11	-	183.67	=	-4.56	202	572
4	09/30/19	179	45	191	171	169	531	666	2143	12	178.58	-	179.11	=	-0.53	202	572
5	10/07/19	178	46	205	246	202	653	791	2796	15	186.40	-	178.58	=	7.82	246	653
6	10/14/19	186	39	220	204	233	657	774	3453	18	191.83	-	186.40	=	5.43	246	657
7	10/21/19	191	35	197	159	165	521	626	3974	21	189.24	-	191.83	=	-2.60	246	657
8	10/28/19	189	36	193	235	225	653	761	4627	24	192.79	-	189.24	=	3.55	246	657
9	11/04/19	192	34	169	214	179	562	664	5189	27	192.19	-	192.79	=	-0.61	246	657
10	11/11/19	192	34	182	201	190	573	675	5762	30	192.07	-	192.19	=	-0.12	246	657

End of 1st part

11	11/18/19	192	34	215	195	160	570	672	6332	33	191.88	-	192.07	=	-0.19	246	657
12	11/25/19	191	35	182	189	142	513	618	6845	36	190.14	-	191.88	=	-1.74	246	657
13	12/02/19	190	36	214	225	205	644	752	7489	39	192.03	-	190.14	=	1.89	246	657
14	12/09/19	192	34	182	210	185	577	679	8066	42	192.05	-	192.03	=	0.02	246	657
15	12/16/19	192	34	188	236	203	627	729	8693	45	193.18	-	192.05	=	1.13	246	657
16	12/23/19	193	33	257	204	235	696	795	9389	48	195.60	-	193.18	=	2.43	257	696
0	12/30/19	195	0				0	0	9389	48	195.60	-	195.60	=	0.00	257	696
17	01/06/20	195	31	200	235	200	635	728	10024	51	196.55	-	195.60	=	0.94	257	696
18	01/13/20	196	30	167	226	197	590	680	10614	54	196.56	-	196.55	=	0.01	257	696
19	01/20/20	196	30	201	193	152	546	636	11160	57	195.79	-	196.56	=	-0.77	257	696

End of 2nd part

20	01/27/20	195	31	210	191	183	584	677	11744	60	195.73	-	195.79	=	-0.06	257	696
21	02/03/20	195	0				0	0	11744	60	195.73	-	195.73	=	0.00	257	696
22	02/10/20	195	31	213	213	205	631	724	12375	63	196.43	-	195.73	=	0.70	257	696
23	02/17/20	196	30	180	206	246	632	722	13007	66	197.08	-	196.43	=	0.65	257	696
24	02/24/20	197	29	158	214	169	541	628	13548	69	196.35	-	197.08	=	-0.73	257	696
25	03/02/20	196	30	195	169	216	580	670	14128	72	196.22	-	196.35	=	-0.13	257	696
26	03/09/20	196	0				0	0	14128	72	196.22	-	196.22	=	0.00	257	696
27	03/16/20	196	30				0	0	14128	72	196.22	-	196.22	=	0.00	257	696

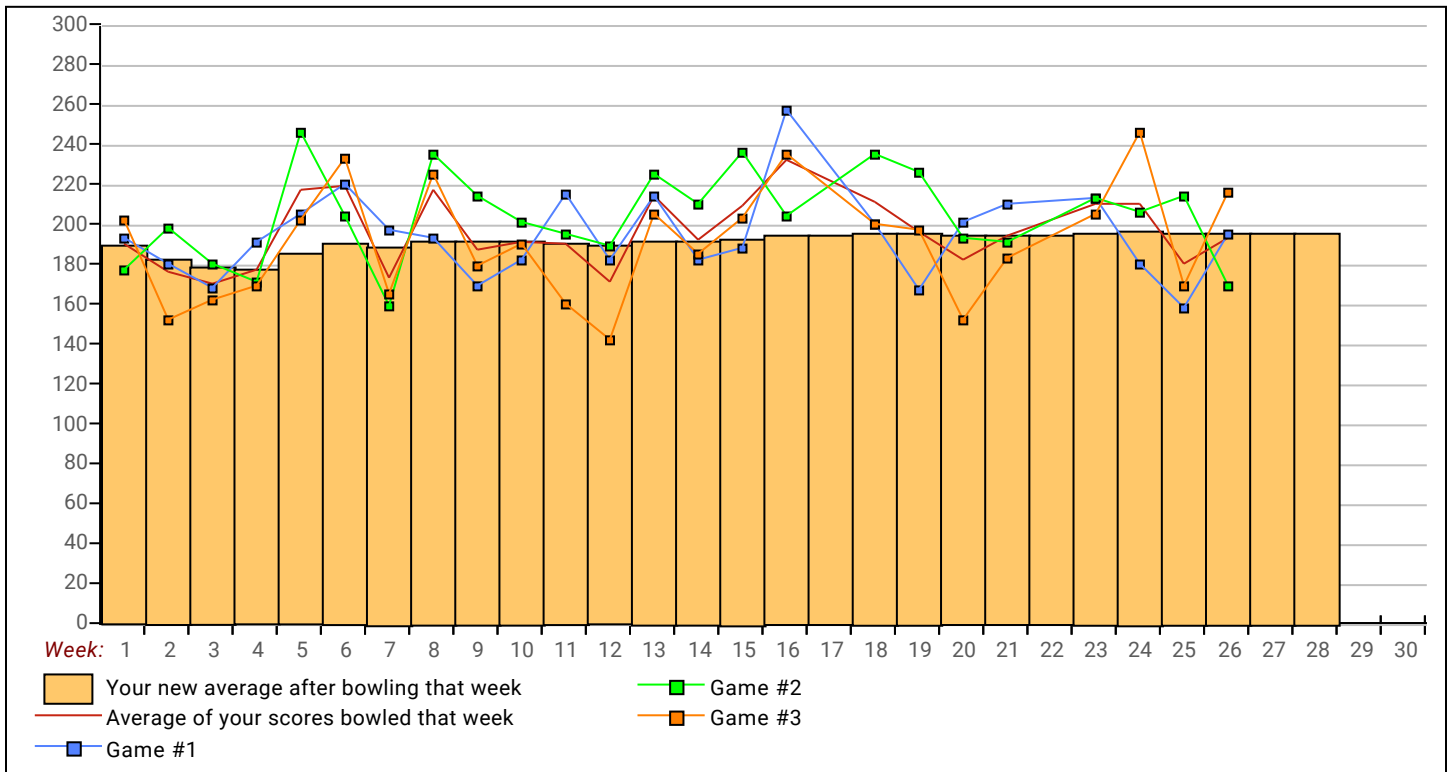
<u><100</u>	<u>100's</u>	<u>125's</u>	<u>150's</u>	<u>175's</u>	<u>200's</u>	<u>225's</u>	<u>250's</u>	<u>275's</u>	<u>300's</u>
		1	14	23	23	10	1		
<u><400</u>	<u>400's</u>	<u>450's</u>	<u>500's</u>	<u>550's</u>	<u>600's</u>	<u>650's</u>	<u>700's</u>	<u>750's</u>	<u>800's</u>
			7	8	5	4			
			<u>Ave of Game 1</u>	<u>Ave of Game 2</u>	<u>Ave of Game 3</u>				
			194.17	203.79	190.71				

High game of 257 on week 16 High series of 696 on week 16 High average of 197.08 after bowling week 24
 Low game of 142 on week 12 Low series of 510 on week 3 Low average of 178.58 after bowling week 4

High Scores by Game

Game #1: 257 on week 16 Game #2: 246 on week 5 Game #3: 246 on week 24

Note: This report includes information through March 16 which is Week 27 of 29



Note: This report includes information through March 16 which is Week 27 of 29

Clyde Sorrell's Bowling Record - Team 1: DFS

Week No.	Bowling Date	Old Ave	Old HDCP	HDCP			Total	HDCP Total	Pins	Gms	---Average Change---			High Game	High Sers	HDCP Game	HDCP Sers	
				-1-	-2-	-3-					New	Old	----> +/-					
1	09/09/19	0	0				0	0	0	0	-	0.00	=	0.00	0	0		
2	09/16/19	0	0				0	0	0	0	-	0.00	=	0.00	0	0		
3	09/23/19	0	0				0	0	0	0	-	0.00	=	0.00	0	0		
4	09/30/19	0	0				0	0	0	0	-	0.00	=	0.00	0	0		
5	10/07/19	0	0				0	0	0	0	-	0.00	=	0.00	0	0		
6	10/14/19	0	0				0	0	0	0	-	0.00	=	0.00	0	0		
7	10/21/19	0	0				0	0	0	0	-	0.00	=	0.00	0	0		
8	10/28/19	0	0				0	0	0	0	-	0.00	=	0.00	0	0		
9	11/04/19	0	0				0	0	0	0	-	0.00	=	0.00	0	0		
10	11/11/19	0	0				0	0	0	0	-	0.00	=	0.00	0	0		

End of 1st part

11	11/18/19	0	0				0	0	0	0	-	0.00	=	0.00	0	0		
12	11/25/19	0	0				0	0	0	0	-	0.00	=	0.00	0	0		
13	12/02/19	0	0				0	0	0	0	-	0.00	=	0.00	0	0		
14	12/09/19	203	24	224	219	168	611	683	611	3	203.67	-	0.00	=	203.67	224	611	
15	12/16/19	203	0				0	0	611	3	203.67	-	203.67	=	0.00	224	611	
16	12/23/19	203	24	213	208	204	625	697	1236	6	206.00	-	203.67	=	2.33	224	625	
0	12/30/19	206	0				0	0	1236	6	206.00	-	206.00	=	0.00	224	625	
17	01/06/20	206	0				0	0	1236	6	206.00	-	206.00	=	0.00	224	625	
18	01/13/20	206	0				0	0	1236	6	206.00	-	206.00	=	0.00	224	625	
19	01/20/20	206	0				0	0	1236	6	206.00	-	206.00	=	0.00	224	625	

End of 2nd part

20	01/27/20	206	0				0	0	1236	6	206.00	-	206.00	=	0.00	224	625	
21	02/03/20	206	0				0	0	1236	6	206.00	-	206.00	=	0.00	224	625	
22	02/10/20	206	0				0	0	1236	6	206.00	-	206.00	=	0.00	224	625	
23	02/17/20	206	0				0	0	1236	6	206.00	-	206.00	=	0.00	224	625	
24	02/24/20	206	0				0	0	1236	6	206.00	-	206.00	=	0.00	224	625	
25	03/02/20	206	0				0	0	1236	6	206.00	-	206.00	=	0.00	224	625	
26	03/09/20	206	0				0	0	1236	6	206.00	-	206.00	=	0.00	224	625	
27	03/16/20	206	21				0	0	1236	6	206.00	-	206.00	=	0.00	224	625	

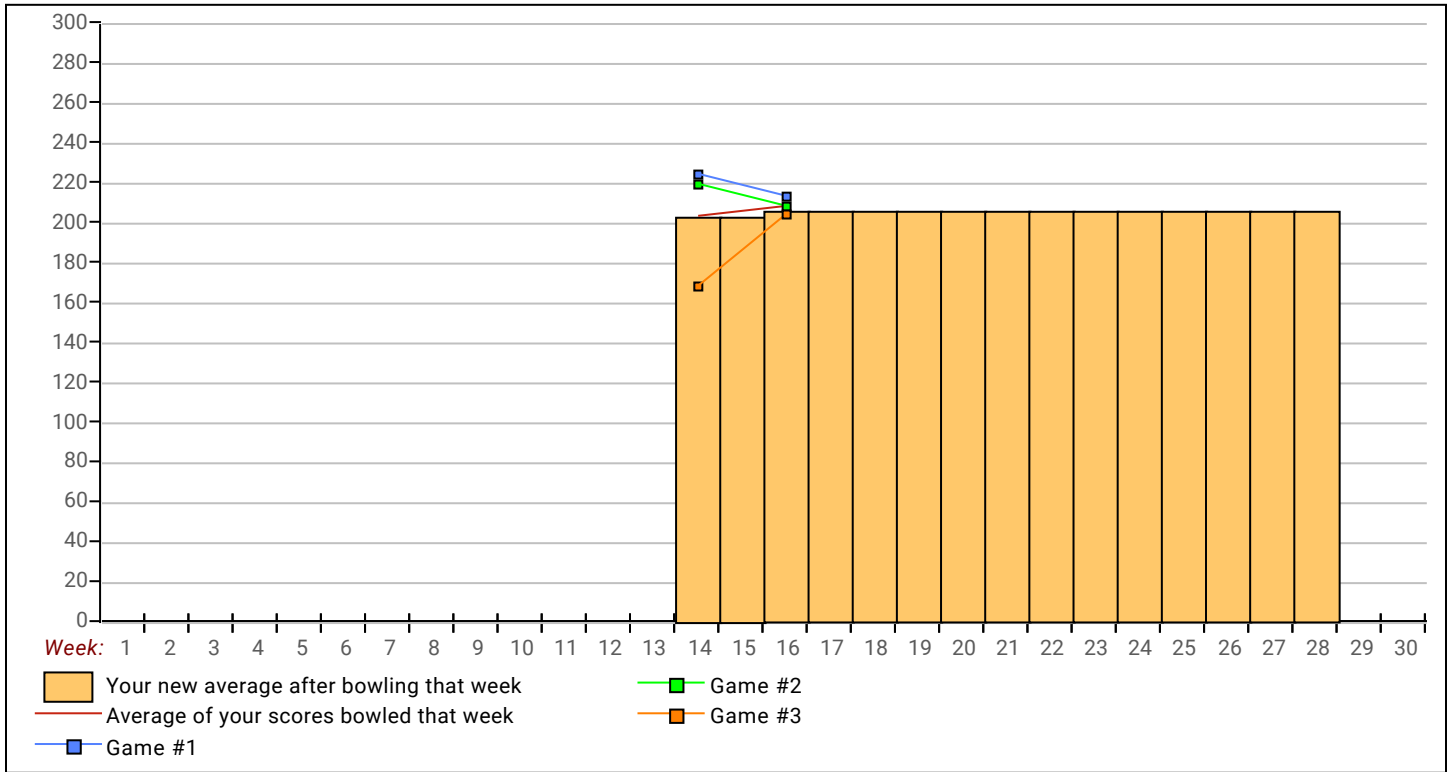
Summary Statistics

<u><100</u>	<u>100's</u>	<u>125's</u>	<u>150's</u>	<u>175's</u>	<u>200's</u>	<u>225's</u>	<u>250's</u>	<u>275's</u>	<u>300's</u>
			1		5				
<u><400</u>	<u>400's</u>	<u>450's</u>	<u>500's</u>	<u>550's</u>	<u>600's</u>	<u>650's</u>	<u>700's</u>	<u>750's</u>	<u>800's</u>
					2				
<u>Ave of Game 1</u>			<u>Ave of Game 2</u>			<u>Ave of Game 3</u>			
218.50			213.50			186.00			

High game of 224 on week 14 High series of 625 on week 16 High average of 206.00 after bowling week 16
 Low game of 168 on week 14 Low series of 611 on week 14 Low average of 203.67 after bowling week 14

High Scores by Game
 Game #1: 224 on week 14 Game #2: 219 on week 14 Game #3: 204 on week 16

Note: This report includes information through March 16 which is Week 27 of 29



Monday 6:30 PM

Lanes 23 - 40

Note: This report includes information through March 16 which is Week 27 of 29

Fred T. Eley's Bowling Record - Team 1: DFS

Week No.	Bowling Date	Old Ave	Old HDCP	---Average Change---				HDCP Total	Pins Gms		New - Old ----> +/-		High Game	High Sers	HDCP Game	HDCP Sers
				-1-	-2-	-3-	Total		Total							
1	09/09/19	bk210	0				0	0	0	0	- 0.00 = 0.00	0	0			
2	09/16/19	bk210	18	174	259	227	660	714	660	3	220.00 - 0.00 = 220.00	259	660			
3	09/23/19	bk210	18	195	196	188	579	633	1239	6	206.50 - 220.00 = -13.50	259	660			
4	09/30/19	bk210	18	174	211	130	515	569	1754	9	194.89 - 206.50 = -11.61	259	660			
5	10/07/19	194	0				0	0	1754	9	194.89 - 194.89 = 0.00	259	660			
6	10/14/19	194	32	258	178	238	674	770	2428	12	202.33 - 194.89 = 7.44	259	674	290	770	
7	10/21/19	202	25	215	226	172	613	688	3041	15	202.73 - 202.33 = 0.40	259	674	290	770	
8	10/28/19	202	25	227	213	223	663	738	3704	18	205.78 - 202.73 = 3.04	259	674	290	770	
9	11/04/19	205	22	a195	a195	a195	585	651	3704	18	205.78 - 205.78 = 0.00	259	674	290	770	
10	11/11/19	205	22	179	205	222	606	672	4310	21	205.24 - 205.78 = -0.54	259	674	290	770	

End of 1st part

11	11/18/19	205	22	187	279	247	713	779	5023	24	209.29 - 205.24 = 4.05	279	713	301	779
713 --- 700 Series (215 Ave or Less) -- Local Assoc. Awards															
12	11/25/19	209	18	164	227	167	558	612	5581	27	206.70 - 209.29 = -2.59	279	713	301	779
13	12/02/19	206	21	233	256	171	660	723	6241	30	208.03 - 206.70 = 1.33	279	713	301	779
14	12/09/19	208	19	223	186	166	575	632	6816	33	206.55 - 208.03 = -1.49	279	713	301	779
15	12/16/19	206	21	181	201	198	580	643	7396	36	205.44 - 206.55 = -1.10	279	713	301	779
16	12/23/19	205	0				0	0	7396	36	205.44 - 205.44 = 0.00	279	713	301	779
0	12/30/19	205	0				0	0	7396	36	205.44 - 205.44 = 0.00	279	713	301	779
17	01/06/20	205	22	237	259	236	732	798	8128	39	208.41 - 205.44 = 2.97	279	732	301	798
732 --- 700 Series (215 Ave or Less) -- Local Assoc. Awards															
18	01/13/20	208	19	183	217	223	623	680	8751	42	208.36 - 208.41 = -0.05	279	732	301	798
19	01/20/20	208	19	245	204	244	693	750	9444	45	209.87 - 208.36 = 1.51	279	732	301	798

End of 2nd part

20	01/27/20	209	18	213	172	159	544	598	9988	48	208.08 - 209.87 = -1.78	279	732	301	798
21	02/03/20	208	19	247	184	177	608	665	10596	51	207.76 - 208.08 = -0.32	279	732	301	798
22	02/10/20	207	0				0	0	10596	51	207.76 - 207.76 = 0.00	279	732	301	798
23	02/17/20	207	20	216	212	167	595	655	11191	54	207.24 - 207.76 = -0.52	279	732	301	798
24	02/24/20	207	20	267	235	186	688	748	11879	57	208.40 - 207.24 = 1.16	279	732	301	798
25	03/02/20	208	19	205	212	187	604	661	12483	60	208.05 - 208.40 = -0.35	279	732	301	798
26	03/09/20	208	19	188	172	162	522	579	13005	63	206.43 - 208.05 = -1.62	279	732	301	798
27	03/16/20	206	21	207	218	204	629	692	13634	66	206.58 - 206.43 = 0.15	279	732	301	798

<u><100</u>	<u>100's</u>	<u>125's</u>	<u>150's</u>	<u>175's</u>	<u>200's</u>	<u>225's</u>	<u>250's</u>	<u>275's</u>	<u>300's</u>
		1	12	15	19	13	5	1	
<u><400</u>	<u>400's</u>	<u>450's</u>	<u>500's</u>	<u>550's</u>	<u>600's</u>	<u>650's</u>	<u>700's</u>	<u>750's</u>	<u>800's</u>
			3	5	6	6	2		
			<u>Ave of Game 1</u>	<u>Ave of Game 2</u>	<u>Ave of Game 3</u>				
			209.91	214.64	195.18				

High game of **279** on week **11** High series of **732** on week **18** High average of **220.00** after bowling week **2**
 Low game of **130** on week **4** Low series of **515** on week **4** Low average of **194.89** after bowling week **4**

High Scores by Game

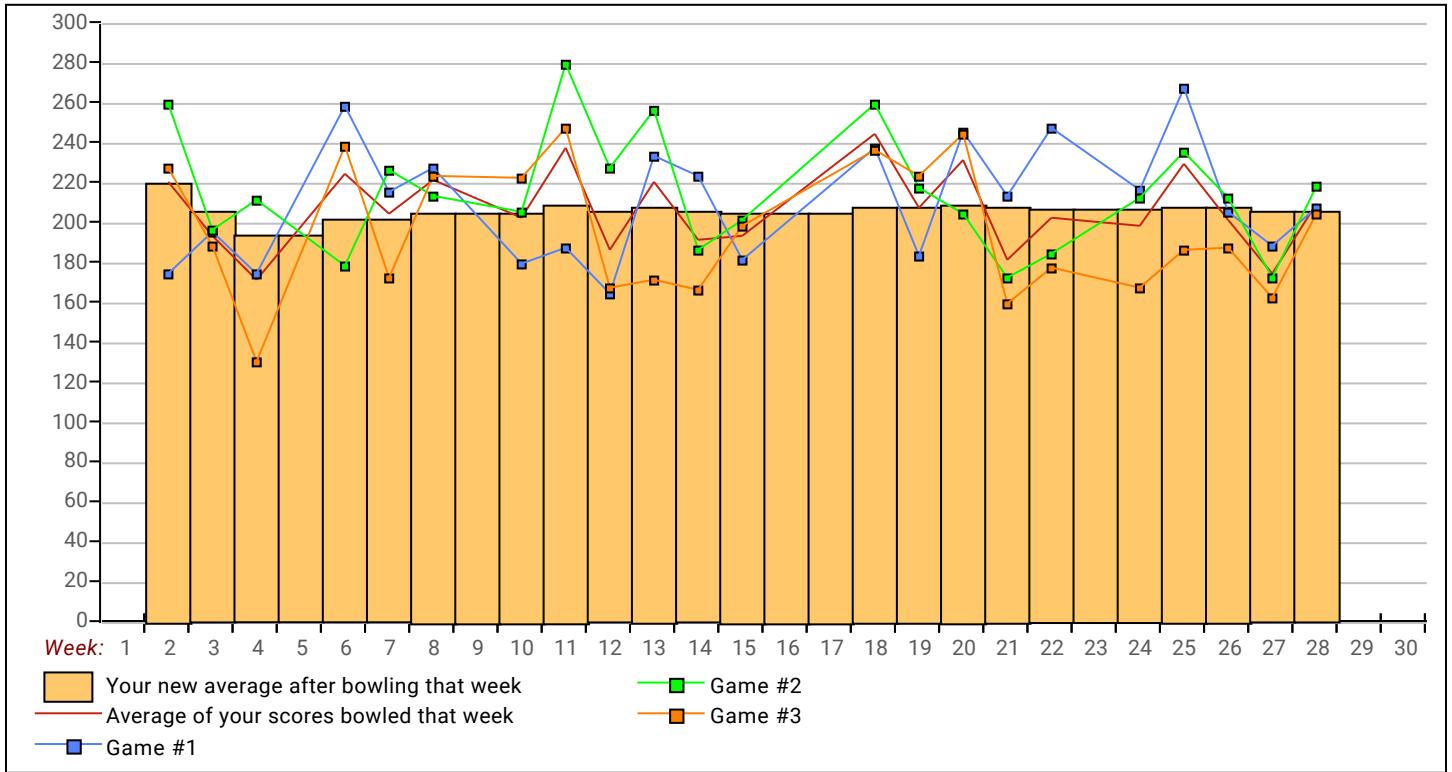
Game #1: **267** on week **25** Game #2: **279** on week **11** Game #3: **247** on week **11**

Industrial League 2019-20

Monday 6:30 PM

Lanes 23 - 40

Note: This report includes information through March 16 which is Week 27 of 29



Note: This report includes information through March 16 which is Week 27 of 29

Mike W. Dudley's Bowling Record - Team 1: DFS

Week No.	Bowling Date	Old Ave	Old HDCP	HDCP				---Average Change---			High Game	High Sers	HDCP Game	HDCP Sers				
				-1-	-2-	-3-	Total	Total	Pins	Gms					New	Old	+/-	
1	09/09/19	bk227	0				0	0	0	0	-	0.00	=	0.00	0	0		
2	09/16/19	bk227	0				0	0	0	0	-	0.00	=	0.00	0	0		
3	09/23/19	bk227	0				0	0	0	0	-	0.00	=	0.00	0	0		
4	09/30/19	bk227	0				0	0	0	0	-	0.00	=	0.00	0	0		
5	10/07/19	bk227	0				0	0	0	0	-	0.00	=	0.00	0	0		
6	10/14/19	bk227	0				0	0	0	0	-	0.00	=	0.00	0	0		
7	10/21/19	bk227	0				0	0	0	0	-	0.00	=	0.00	0	0		
8	10/28/19	bk227	0				0	0	0	0	-	0.00	=	0.00	0	0		
9	11/04/19	bk227	0				0	0	0	0	-	0.00	=	0.00	0	0		
10	11/11/19	bk227	0				0	0	0	0	-	0.00	=	0.00	0	0		

End of 1st part

11	11/18/19	bk227	0				0	0	0	0	-	0.00	=	0.00	0	0		
12	11/25/19	bk227	0				0	0	0	0	-	0.00	=	0.00	0	0		
13	12/02/19	bk227	0				0	0	0	0	-	0.00	=	0.00	0	0		
14	12/09/19	bk227	0				0	0	0	0	-	0.00	=	0.00	0	0		
15	12/16/19	bk227	0				0	0	0	0	-	0.00	=	0.00	0	0		
16	12/23/19	bk227	0				0	0	0	0	-	0.00	=	0.00	0	0		
0	12/30/19	bk227	0				0	0	0	0	-	0.00	=	0.00	0	0		
17	01/06/20	bk227	0				0	0	0	0	-	0.00	=	0.00	0	0		
18	01/13/20	bk227	0				0	0	0	0	-	0.00	=	0.00	0	0		
19	01/20/20	bk227	0				0	0	0	0	-	0.00	=	0.00	0	0		

End of 2nd part

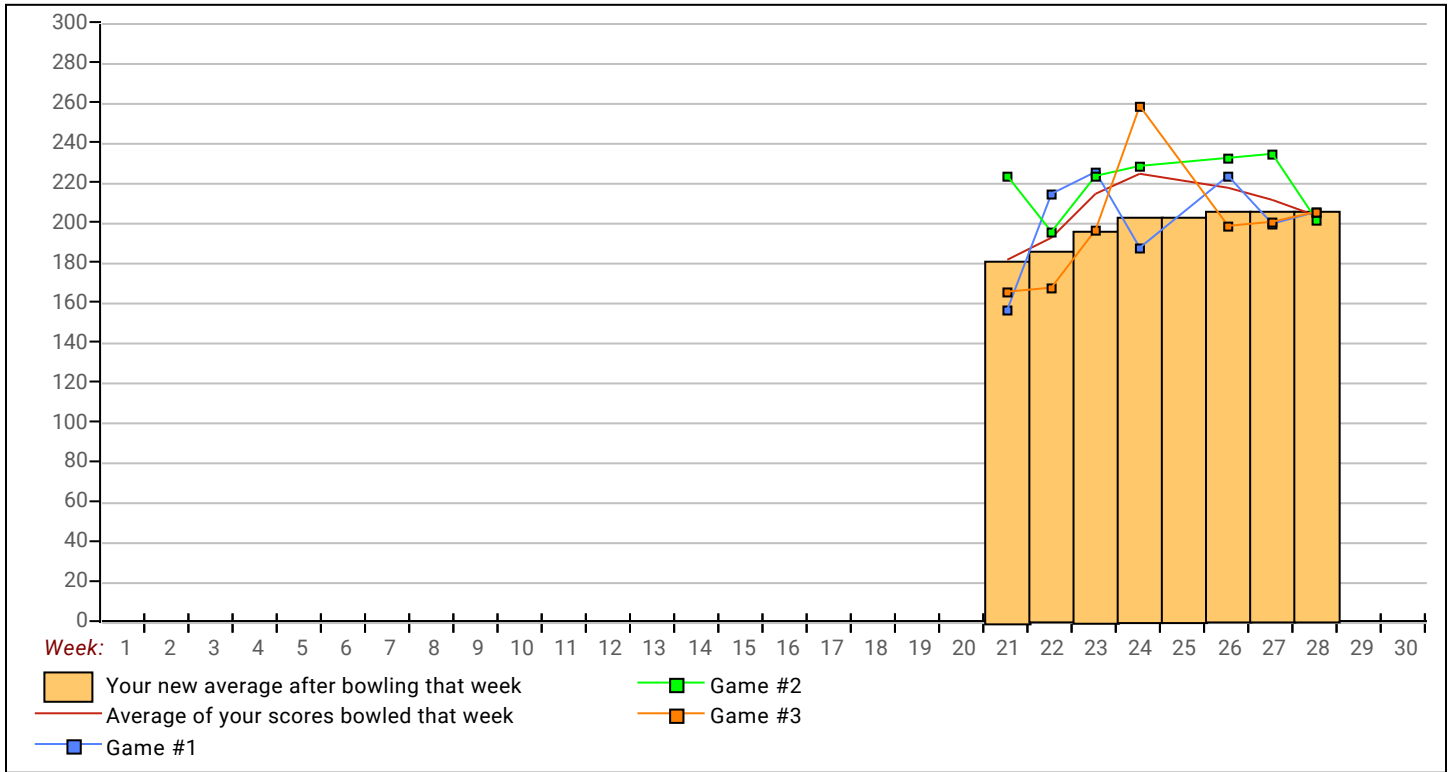
20	01/27/20	bk227	2	156	223	165	544	550	544	3	181.33	-	0.00	=	181.33	223	544		
21	02/03/20	bk227	2	214	195	167	576	582	1120	6	186.67	-	181.33	=	5.33	223	576		
22	02/10/20	bk227	2	225	223	196	644	650	1764	9	196.00	-	186.67	=	9.33	225	644		
23	02/17/20	196	30	187	228	258	673	763	2437	12	203.08	-	196.00	=	7.08	258	673	288	763
24	02/24/20	203	0				0	0	2437	12	203.08	-	203.08	=	0.00	258	673	288	763
25	03/02/20	203	24	223	232	198	653	725	3090	15	206.00	-	203.08	=	2.92	258	673	288	763
26	03/09/20	206	21	199	234	200	633	696	3723	18	206.83	-	206.00	=	0.83	258	673	288	763
27	03/16/20	206	21	205	201	205	611	674	4334	21	206.38	-	206.83	=	-0.45	258	673	288	763

<u><100</u>	<u>100's</u>	<u>125's</u>	<u>150's</u>	<u>175's</u>	<u>200's</u>	<u>225's</u>	<u>250's</u>	<u>275's</u>	<u>300's</u>
			3	5	8	4	1		
<u><400</u>	<u>400's</u>	<u>450's</u>	<u>500's</u>	<u>550's</u>	<u>600's</u>	<u>650's</u>	<u>700's</u>	<u>750's</u>	<u>800's</u>
			1	1	3	2			
			<u>Ave of Game 1</u>	<u>Ave of Game 2</u>	<u>Ave of Game 3</u>				
			201.29	219.43	198.43				

High game of 258 on week 24 High series of 673 on week 24 High average of 206.83 after bowling week 27
 Low game of 156 on week 21 Low series of 544 on week 21 Low average of 181.33 after bowling week 21

High Scores by Game
 Game #1: 225 on week 23 Game #2: 234 on week 27 Game #3: 258 on week 24

Note: This report includes information through March 16 which is Week 27 of 29



Monday 6:30 PM

Lanes 23 - 40

Note: This report includes information through March 16 which is Week 27 of 29

Jose Salinas's Bowling Record - Team 1: DFS

Week No.	Bowling Date	Old Ave	Old HDCP	Old			HDCP		Pins Gms		---Average Change---			High Game	High Sers	HDCP Game	HDCP Sers		
				-1-	-2-	-3-	Total	Total	New - Old	----> +/-	=								
1	09/09/19	bk224	5	192	247	193	632	647	632	3	210.67	-	0.00	=	210.67	247	632		
2	09/16/19	bk224	5	214	204	215	633	648	1265	6	210.83	-	210.67	=	0.17	247	633		
3	09/23/19	bk224	5	232	255	190	677	692	1942	9	215.78	-	210.83	=	4.94	255	677		
4	09/30/19	215	13	248	171	225	644	683	2586	12	215.50	-	215.78	=	-0.28	255	677	261	683
5	10/07/19	215	13	204	189	193	586	625	3172	15	211.47	-	215.50	=	-4.03	255	677	261	683
6	10/14/19	211	17	224	220	239	683	734	3855	18	214.17	-	211.47	=	2.70	255	683	261	734
7	10/21/19	214	14	225	224	256	705	747	4560	21	217.14	-	214.17	=	2.98	256	705	270	747
705 --- 700 Series (215 Ave or Less) -- Local Assoc. Awards																			
8	10/28/19	217	11	233	215	225	673	706	5233	24	218.04	-	217.14	=	0.90	256	705	270	747
9	11/04/19	218	10	a208	a208	a208	624	654	5233	24	218.04	-	218.04	=	0.00	256	705	270	747
10	11/11/19	218	10	225	235	238	698	728	5931	27	219.67	-	218.04	=	1.63	256	705	270	747

End of 1st part

11	11/18/19	219	9	a209	a209	a209	627	654	5931	27	219.67	-	219.67	=	0.00	256	705	270	747
12	11/25/19	219	9	218	255	227	700	727	6631	30	221.03	-	219.67	=	1.37	256	705	270	747
13	12/02/19	221	0				0	0	6631	30	221.03	-	221.03	=	0.00	256	705	270	747
14	12/09/19	221	0				0	0	6631	30	221.03	-	221.03	=	0.00	256	705	270	747
15	12/16/19	221	8	264	187	216	667	691	7298	33	221.15	-	221.03	=	0.12	264	705	272	747
16	12/23/19	221	8	212	211	247	670	694	7968	36	221.33	-	221.15	=	0.18	264	705	272	747
0	12/30/19	221	0				0	0	7968	36	221.33	-	221.33	=	0.00	264	705	272	747
17	01/06/20	221	8	191	206	255	652	676	8620	39	221.03	-	221.33	=	-0.31	264	705	272	747
18	01/13/20	221	8	257	258	227	742	766	9362	42	222.90	-	221.03	=	1.88	264	742	272	766
19	01/20/20	222	7	a212	a212	a212	636	657	9362	42	222.90	-	222.90	=	0.00	264	742	272	766

End of 2nd part

20	01/27/20	222	7	239	185	245	669	690	10031	45	222.91	-	222.90	=	0.01	264	742	272	766
21	02/03/20	222	0				0	0	10031	45	222.91	-	222.91	=	0.00	264	742	272	766
22	02/10/20	222	0				0	0	10031	45	222.91	-	222.91	=	0.00	264	742	272	766
23	02/17/20	222	0				0	0	10031	45	222.91	-	222.91	=	0.00	264	742	272	766
24	02/24/20	222	0				0	0	10031	45	222.91	-	222.91	=	0.00	264	742	272	766
25	03/02/20	222	0				0	0	10031	45	222.91	-	222.91	=	0.00	264	742	272	766
26	03/09/20	222	7	160	268	238	666	687	10697	48	222.85	-	222.91	=	-0.06	268	742	275	766
27	03/16/20	222	7	179	178	145	502	523	11199	51	219.59	-	222.85	=	-3.27	268	742	275	766

<u><100</u>	<u>100's</u>	<u>125's</u>	<u>150's</u>	<u>175's</u>	<u>200's</u>	<u>225's</u>	<u>250's</u>	<u>275's</u>	<u>300's</u>
		1	2	10	13	17	8		
<u><400</u>	<u>400's</u>	<u>450's</u>	<u>500's</u>	<u>550's</u>	<u>600's</u>	<u>650's</u>	<u>700's</u>	<u>750's</u>	<u>800's</u>
			1	1	3	9	3		
<u>Ave of Game 1</u>			<u>Ave of Game 2</u>			<u>Ave of Game 3</u>			
218.65			218.12			222.00			

High game of **268** on week **27** High series of **742** on week **19** High average of **222.91** after bowling week **21**
 Low game of **145** on week **28** Low series of **502** on week **28** Low average of **210.67** after bowling week **1**

High Scores by Game

Game #1: **264** on week **15** Game #2: **268** on week **27** Game #3: **256** on week **7**

Note: This report includes information through March 16 which is Week 27 of 29

